

## STEERING DIODE ARRAY

## APPLICATIONS

- ✓ Ethernet - 10/100/1000 Base T
- ✓ RS-422 & RS-485
- ✓ Microcontrollers
- ✓ USB Interface

## IEC COMPATIBILITY (EN61000-4)

- ✓ 61000-4-2 (ESD): Air - 15kV, Contact - 8kV
- ✓ 61000-4-4 (EFT): 40A - 5/50ns
- ✓ 61000-4-5 (Surge): 12A, 8/20 $\mu$ s - Level 1(Line-Gnd) & Level 2(Line-Line)

## FEATURES

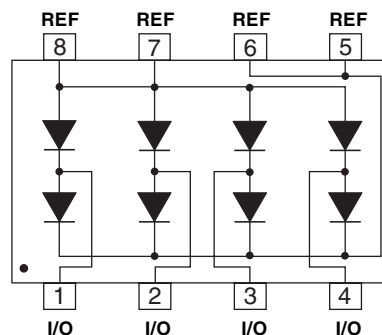
- ✓ ESD Protection > 40 kilovolts
- ✓ Provides Six (6) Lines of Protection
- ✓ Low Leakage Current < 2.0 $\mu$ A
- ✓ Low Capacitance: 6pF per Diode
- ✓ RoHS Compliant

## MECHANICAL CHARACTERISTICS

- ✓ Molded JEDEC SO-8
- ✓ Weight 70 milligrams (Approximate)
- ✓ Available in Lead-Free Pure-Tin Plating(Annealed)
- ✓ Solder Reflow Temperature:  
Pure-Tin - Sn, 100: 260-270°C
- ✓ Consult Factory for Leaded Device Availability
- ✓ Flammability Rating UL 94V-0
- ✓ 12mm Tape and Reel Per EIA Standard 481
- ✓ Marking: Part Number, Logo, Date Code & Pin One Defined By Dot on Top of Package



## PIN CONFIGURATION



## DEVICE CHARACTERISTICS

### MAXIMUM RATINGS @ 25°C Unless Otherwise Specified

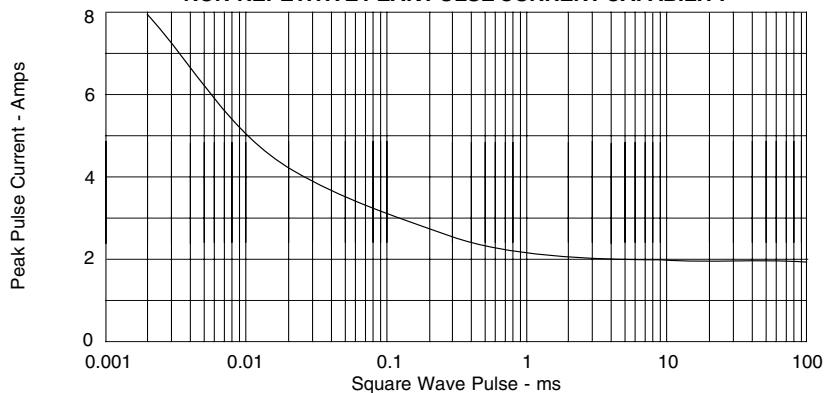
PARAMETER	SYMBOL	VALUE	UNITS
Operating Temperature	$T_A$	-55 to 150	°C
Storage Temperature	$T_{STG}$	-55 to 150	°C
Continuous Power Dissipation	$P_{PC}$	730	mW

### ELECTRICAL CHARACTERISTICS PER LINE @ 25°C Unless Otherwise Specified

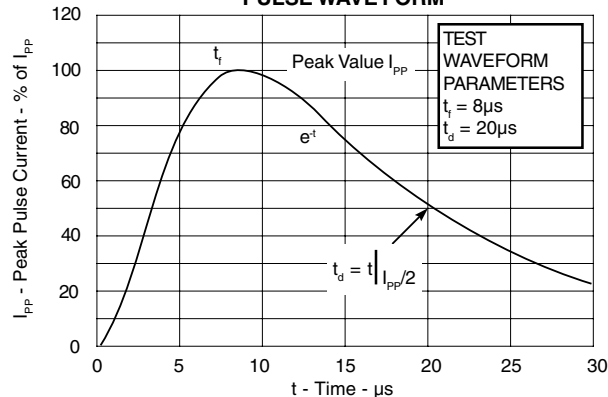
PART NUMBER	DEVICE MARKING CODE	REPETITIVE PEAK REVERSE VOLTAGE $V_{RRM}$ VOLTS	MAXIMUM FORWARD VOLTAGE 8/20µs @ 50mA $V_F$ VOLTS	MAXIMUM PEAK PULSE FORWARD CURRENT (See Fig. 2) 8/20µs $I_{FM}$ AMPS	MAXIMUM FORWARD VOLTAGE @ 12A $V_F$ VOLTS	MAXIMUM REVERSE LEAKAGE CURRENT @ $V_{RRM}$ $I_R$ µA	TYPICAL CAPACITANCE (See Note 1) $C_j$ pF
ET108	ET108	25	1.2	12	9	2	6

**Note 1:** Apply a 5V bias between pin 5 (REF 2) to pin 7 (REF 1). Measure  $C_j$  between any I/O pins to pin 7 (REF 1) and divide by 2.

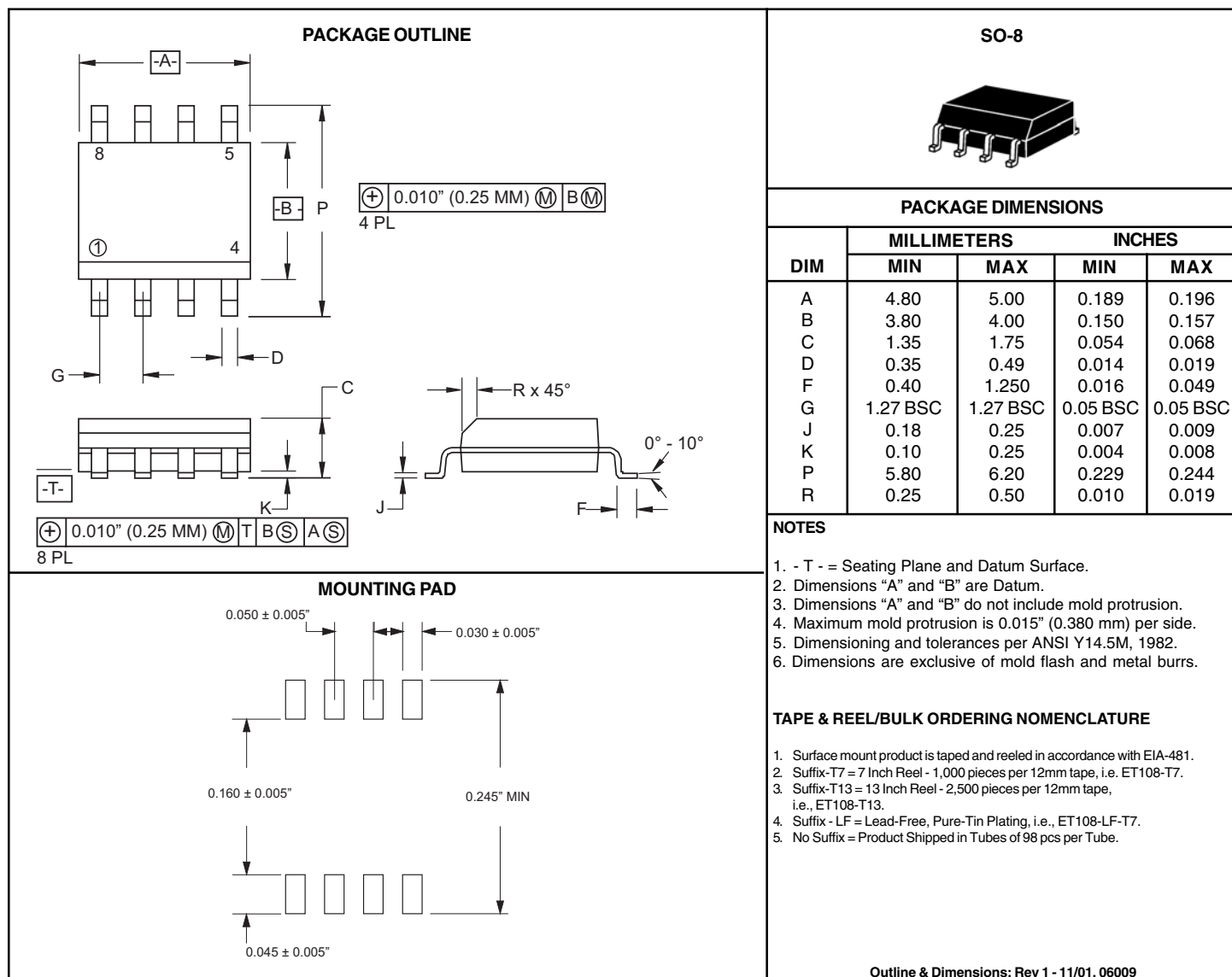
**FIGURE 1**  
NON-REPETITIVE PEAK PULSE CURRENT CAPABILITY



**FIGURE 2**  
PULSE WAVE FORM



## SO-8 PACKAGE OUTLINE & DIMENSIONS



**COPYRIGHT © ProTek Devices 2007**

SPECIFICATIONS: ProTek reserves the right to change the electrical and or mechanical characteristics described herein without notice (except JEDEC).

DESIGN CHANGES: ProTek reserves the right to discontinue product lines without notice, and that the final judgement concerning selection and specifications is the buyer's and that in furnishing engineering and technical assistance, ProTek assumes no responsibility with respect to the selection or specifications of such products.

**ProTek Devices**  
 2929 South Fair Lane, Tempe, AZ 85282  
 Tel: 602-431-8101 Fax: 602-431-2288  
 E-Mail: [sales@protekdevices.com](mailto:sales@protekdevices.com)  
 Web Site: [www.protekdevices.com](http://www.protekdevices.com)