

16A, 20V - 100V Isolated Schottky Barrier Rectifiers

FEATURES

- Low power loss, high efficiency
- Guard ring for over-voltage protection
- High surge current capability
- UL Recognized File # E-326243
- Compliant to RoHS Directive 2011/65/EU and in accordance to WEEE 2002/96/EC
- Halogen-free according to IEC 61249-2-21



MECHANICAL DATA

Case: ITO-220AC

Molding compound: UL flammability classification rating 94V-0

Part no. with suffix "H" means AEC-Q101 qualified

Packing code with suffix "G" means green compound (halogen-free)

Terminal: Matte tin plated leads, solderable per JESD22-B102

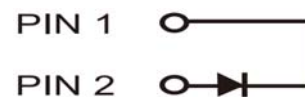
Meet JESD 201 class 2 whisker test

Polarity: As marked

Mounting torque: 0.56 Nm max.

Weight: 1.7 g (approximately)

ITO-220AC



MAXIMUM RATINGS AND ELECTRICAL CHARACTERISTICS (T _A =25°C unless otherwise noted)									
PARAMETER	SYMBOL	SRAF 1620	SRAF 1630	SRAF 1640	SRAF 1650	SRAF 1660	SRAF 1690	SRAF 16100	UNIT
Maximum repetitive peak reverse voltage	V _{RRM}	20	30	40	50	60	90	100	V
Maximum RMS voltage	V _{RMS}	14	21	28	35	42	63	70	V
Maximum DC blocking voltage	V _{DC}	20	30	40	50	60	90	100	V
Maximum average forward rectified current	I _{F(AV)}	16							A
Peak forward surge current, 8.3 ms single half sine-wave superimposed on rated load	I _{FSM}	275							A
Maximum instantaneous forward voltage (Note 1) I _F = 16 A	V _F	0.55		0.70		0.92		V	
Maximum reverse current @ Rated V _R	I _R	0.5					0.1		mA
		15		10		-			
		-					5.0		
Voltage rate of change (Rated V _R)	dV/dt	10000							V/μs
Typical thermal resistance	R _{θJC}	4							°C/W
Operating junction temperature range	T _J	- 55 to +125			- 55 to +150				°C
Storage temperature range	T _{STG}	- 55 to +150							°C

Note 1: Pulse test with PW=300μs, 1% duty cycle

ORDERING INFORMATION					
PART NO.	PART NO. SUFFIX	PACKING CODE	PACKING CODE SUFFIX (*)	PACKAGE	PACKING
SRAF16xx (Note 1)	H	C0	G	ITO-220AC	50 / Tube

Note 1: "xx" defines voltage from 20V (SRAF1620) to 100V (SRAF16100)

*: Optional available

EXAMPLE					
EXAMPLE P/N	PART NO.	PART NO. SUFFIX	PACKING CODE	PACKING CODE SUFFIX	DESCRIPTION
SRAF1660HC0G	SRAF1660	H	C0	G	AEC-Q101 qualified Green compound

RATINGS AND CHARACTERISTICS CURVES

(T_A=25°C unless otherwise noted)

FIG.1 MAXIMUM FORWARD CURRENT DERATING CURVE

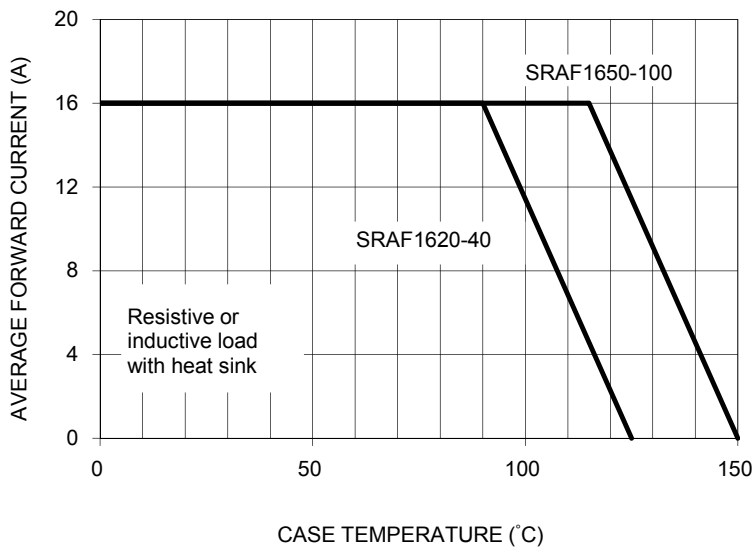


FIG. 2 MAXIMUM NON-REPETITIVE FORWARD SURGE CURRENT

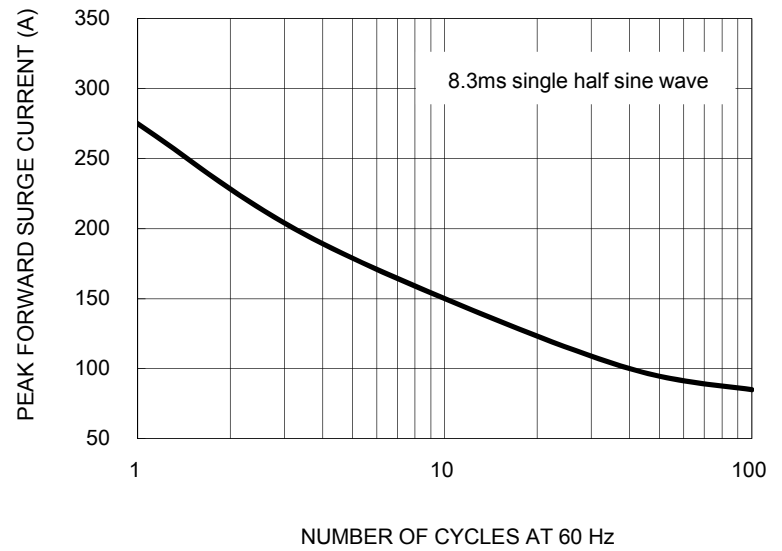


FIG. 3 TYPICAL FORWARD CHARACTERISTICS

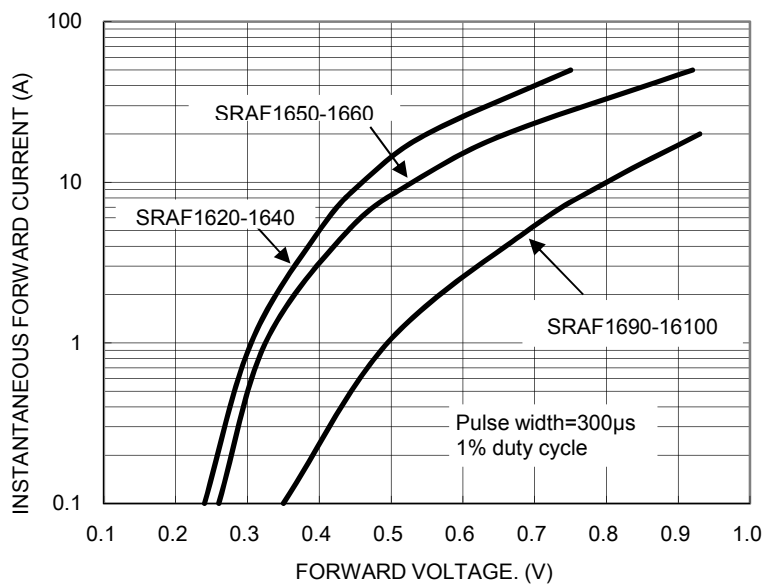


FIG. 4 TYPICAL REVERSE CHARACTERISTICS

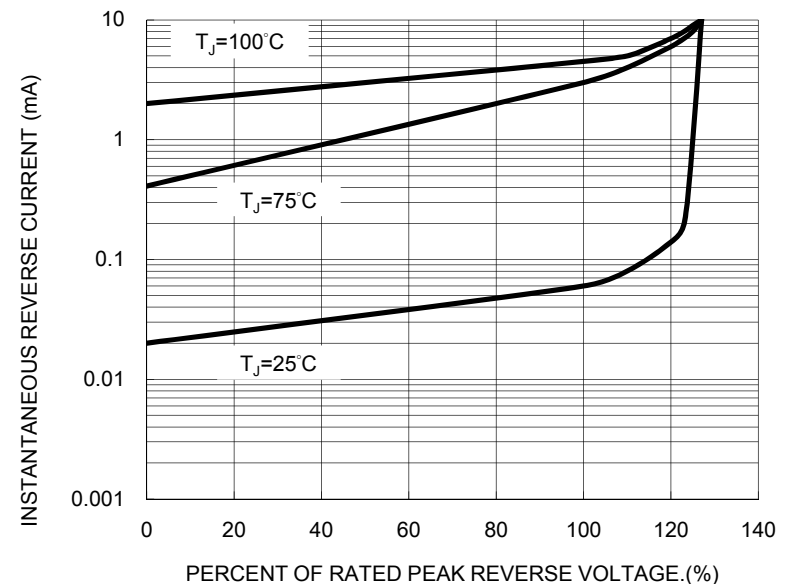


FIG. 5 TYPICAL JUNCTION CAPACITANCE

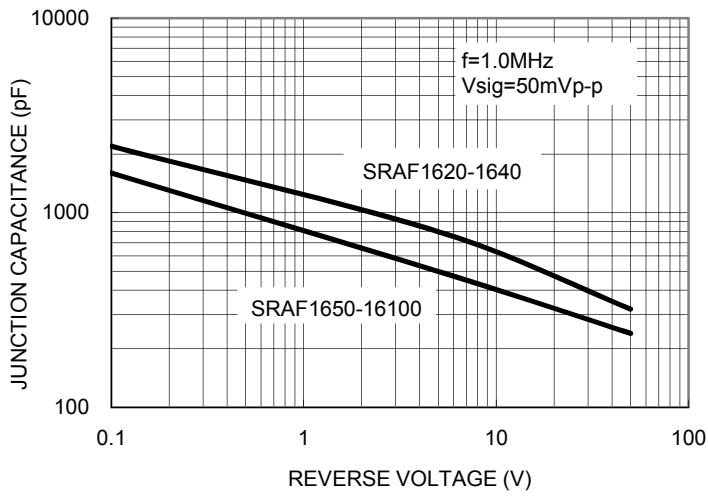
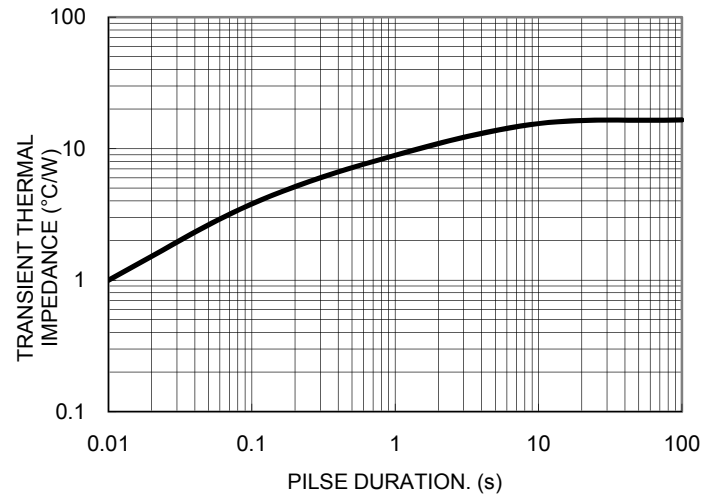
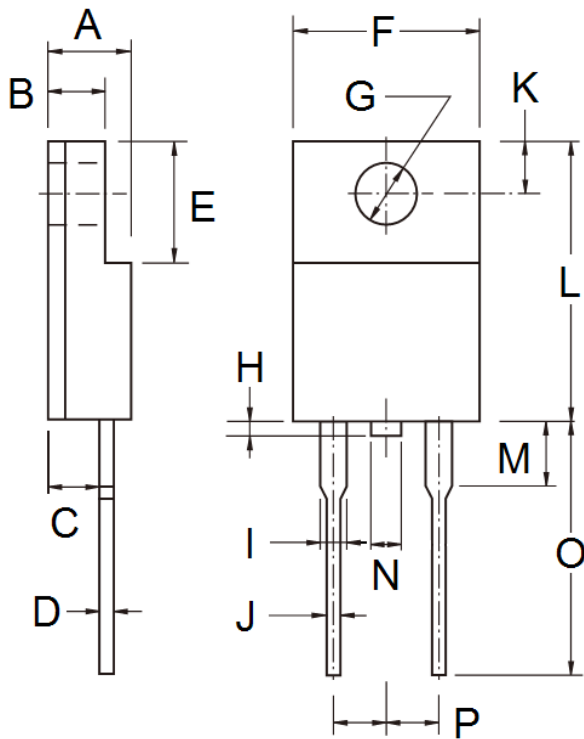


FIG. 6 TYPICAL TRANSIENT THERMAL CHARACTERISTICS



PACKAGE OUTLINE DIMENSIONS
ITO-220AC



DIM.	Unit (mm)		Unit (inch)	
	Min	Max	Min	Max
A	4.30	4.70	0.169	0.185
B	2.50	3.10	0.098	0.122
C	2.30	2.90	0.091	0.114
D	0.46	0.76	0.018	0.030
E	6.30	6.90	0.248	0.272
F	9.60	10.30	0.378	0.406
G	3.00	3.40	0.118	0.134
H	0.00	1.60	0.000	0.063
I	0.95	1.45	0.037	0.057
J	0.50	0.90	0.020	0.035
K	2.40	3.20	0.094	0.126
L	14.80	15.50	0.583	0.610
M	-	4.10	-	0.161
N	-	1.80	-	0.071
O	12.60	13.80	0.496	0.543
P	4.95	5.20	0.195	0.205

MARKING DIAGRAM



- P/N = Specific Device Code
- G = Green Compound
- YWW = Date Code
- F = Factory Code

Notice

Specifications of the products displayed herein are subject to change without notice. TSC or anyone on its behalf, assumes no responsibility or liability for any errors or inaccuracies.

Information contained herein is intended to provide a product description only. No license, express or implied, to any intellectual property rights is granted by this document. Except as provided in TSC's terms and conditions of sale for such products, TSC assumes no liability whatsoever, and disclaims any express or implied warranty, relating to sale and/or use of TSC products including liability or warranties relating to fitness for a particular purpose, merchantability, or infringement of any patent, copyright, or other intellectual property right.

The products shown herein are not designed for use in medical, life-saving, or life-sustaining applications. Customers using or selling these products for use in such applications do so at their own risk and agree to fully indemnify TSC for any damages resulting from such improper use or sale.

Mouser Electronics

Authorized Distributor

Click to View Pricing, Inventory, Delivery & Lifecycle Information:

Taiwan Semiconductor:

[SRAF16100](#) [SRAF1620](#) [SRAF1630](#) [SRAF1640](#) [SRAF1650](#) [SRAF1660](#) [SRAF1690](#) [SRAF1660HC0](#)
[SRAF16100HC0](#) [SRAF1690HC0](#) [SRAF1630HC0](#) [SRAF1650HC0](#) [SRAF1620HC0](#) [SRAF1640HC0](#) [SRAF1650 C0](#)
[SRAF16100 C0](#) [SRAF1620 C0](#) [SRAF1640 C0](#) [SRAF1660 C0](#) [SRAF1690 C0](#) [SRAF1630 C0](#)