

Small Signal Product

### Hermetically Sealed Glass Zener

**FEATURES**

- Wide zener voltage range selection: 2.4V to 75V
- Through-hole device type mounting
- Hermetically sealed glass
- Compression bonded construction
- Solder hot dip tin (Sn) lead finish
- Pb free and RoHS compliant
- All external surfaces are corrosion resistant and leads are readily solderable



**DO-35**

Hermetically Sealed Glass

**MECHANICAL DATA**

- Case: DO-35
- High temperature soldering guaranteed: 260°C/10s
- Polarity: Indicated by cathode band

MAXIMUM RATINGS AND ELECTRICAL CHARACTERISTICS (T <sub>A</sub> =25°C unless otherwise noted)			
PARAMETER	SYMBOL	VALUE	UNIT
Power Dissipation	P <sub>D</sub>	500	mW
Forward Voltage (I <sub>F</sub> = 100 mA)	V <sub>F</sub>	1.5	V
Operating and Storage Temperature Range	T <sub>J</sub> , T <sub>STG</sub>	-65 to +200	°C

Small Signal Product

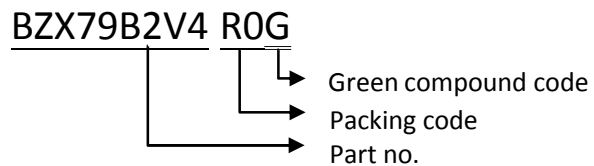
ELECTRICAL CHARACTERISTICS (  $T_A=25^{\circ}\text{C}$  unless otherwise noted )

Type Number	$V_Z @ I_{ZT}$ (Volts)		$I_{ZT}$ (mA)	$Z_{ZT} @ I_{ZT}$ Ohms Max	$I_{ZK}$ (mA)	$Z_{ZK} @ I_{ZK}$ (Ohms)	$I_R @ V_R$ $\mu\text{A}$ Max	$V_R$ (V)
	$V_Z$ Min (V)	$V_Z$ Max (V)						
BZX79B2V4	2.35	2.45	5	100	1.0	600	100	1.0
BZX79B2V7	2.65	2.75	5	100	1.0	600	75	1.0
BZX79B3V0	2.94	3.06	5	95	1.0	600	50	1.0
BZX79B3V3	3.23	3.37	5	95	1.0	600	25	1.0
BZX79B3V6	3.53	3.67	5	90	1.0	600	15	1.0
BZX79B3V9	3.82	3.98	5	90	1.0	600	10	1.0
BZX79B4V3	4.21	4.39	5	90	1.0	600	5	1.0
BZX79B4V7	4.61	4.79	5	80	1.0	500	3.0	2.0
BZX79B5V1	5.00	5.2	5	60	1.0	480	2.0	2.0
BZX79B5V6	5.49	5.71	5	40	1.0	400	1.0	2.0
BZX79B6V2	6.08	6.32	5	10	1.0	150	3.0	4.0
BZX79B6V8	6.66	6.94	5	15	1.0	80	2.0	4.0
BZX79B7V5	7.35	7.65	5	15	1.0	80	1.0	5.0
BZX79B8V2	8.04	8.36	5	15	1.0	80	0.7	5.0
BZX79B9V1	8.92	9.28	5	15	1.0	100	0.5	6.0
BZX79B10	9.80	10.2	5	20	1.0	150	0.2	7.0
BZX79B11	10.78	11.22	5	20	1.0	150	0.1	8.0
BZX79B12	11.76	12.24	5	25	1.0	150	0.1	8.0
BZX79B13	12.74	13.26	5	30	1.0	170	0.1	8.0
BZX79B15	14.70	15.30	5	30	1.0	200	0.05	10.5
BZX79B16	15.68	16.32	5	40	1.0	200	0.05	11.2
BZX79B18	17.64	18.36	5	45	1.0	225	0.05	12.6
BZX79B20	19.60	20.40	5	55	1.0	225	0.05	14.0
BZX79B22	21.56	22.44	5	55	1.0	250	0.05	15.4
BZX79B24	23.52	24.48	5	70	1.0	250	0.05	16.8
BZX79B27	26.46	27.54	2	80	0.5	300	0.05	18.9
BZX79B30	29.40	30.60	2	80	0.5	300	0.05	21.0
BZX79B33	32.34	33.66	2	80	0.5	325	0.05	23.1
BZX79B36	35.28	36.72	2	90	0.5	350	0.05	25.2
BZX79B39	38.22	39.78	2	130	0.5	350	0.05	27.3
BZX79B43	42.14	43.86	2	150	0.5	375	0.05	30.1
BZX79B47	46.06	47.94	2	170	0.5	375	0.05	32.9
BZX79B51	49.98	52.02	2	180	0.5	400	0.05	35.7
BZX79B56	54.88	57.12	2	200	0.5	425	0.05	39.2
BZX79B62	60.76	63.24	2.5	215	0.5	430	0.05	43.4
BZX79B68	66.64	69.36	2.5	240	0.5	447	0.05	47.6
BZX79B75	73.50	76.50	2.5	255	0.5	470	0.05	52.5

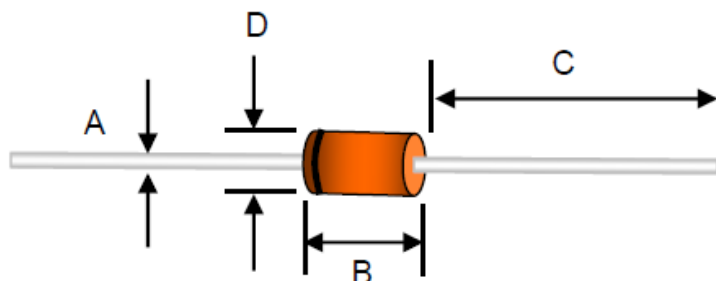
- Notes:
1. Tolerance and voltage designation, the type numbers listed have zener voltage as shown.
  2. Specials available include, nominal zener voltages between the voltages shown and tighter voltage, for detailed information on price, availability and delivery, contact your nearest Taiwan Semiconductor representative.
  3. Zener voltage ( $V_Z$ ) measurement, the zener voltage is measured under pulse condicions such that  $T_J$  is no more than  $2^{\circ}\text{C}$  above  $T_A$ .
  4. Zener impedance ( $Z_Z$ ) derivaton, zener impedance is derived from the 60-cycle ac voltage, which results when an ac current having an RMS value equal to 10% of the dc zener current ( $I_{ZT}$ ) is superimposed to  $I_{ZT}$ .

Small Signal Product

ORDER INFORMATION (EXAMPLE)

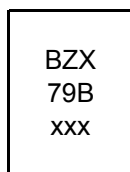



PACKAGE OUTLINE DIMENSION



DIM.	Unit (mm)		Unit (inch)	
	Min	Max	Min	Max
A	0.34	0.60	0.013	0.024
B	2.90	5.08	0.114	0.200
C	25.40	38.10	1.000	1.500
D	1.30	2.28	0.051	0.090

MARKING DIAGRAM



"xxx" is Device Code from "2V4" thru "75".

### Notice

Specifications of the products displayed herein are subject to change without notice. TSC or anyone on its behalf, assumes no responsibility or liability for any errors or inaccuracies.

Information contained herein is intended to provide a product description only. No license, express or implied, to any intellectual property rights is granted by this document. Except as provided in TSC's terms and conditions of sale for such products, TSC assumes no liability whatsoever, and disclaims any express or implied warranty, relating to sale and/or use of TSC products including liability or warranties relating to fitness for a particular purpose, merchantability, or infringement of any patent, copyright, or other intellectual property right.

The products shown herein are not designed for use in medical, life-saving, or life-sustaining applications. Customers using or selling these products for use in such applications do so at their own risk and agree to fully indemnify TSC for any damages resulting from such improper use or sale.