



10A05 SERIES

SILICON RECTIFIER

VOLTAGE 50~1000 Volt **CURRENT** 10 Ampere

P-600 Unit: inch(mm)

FEATURES

- High surge current capability
- Low leakage
- Low forward voltage drop
- High current capability
- Low lost
- Lead free in compliance with EU RoHS 2011/65/EU directive

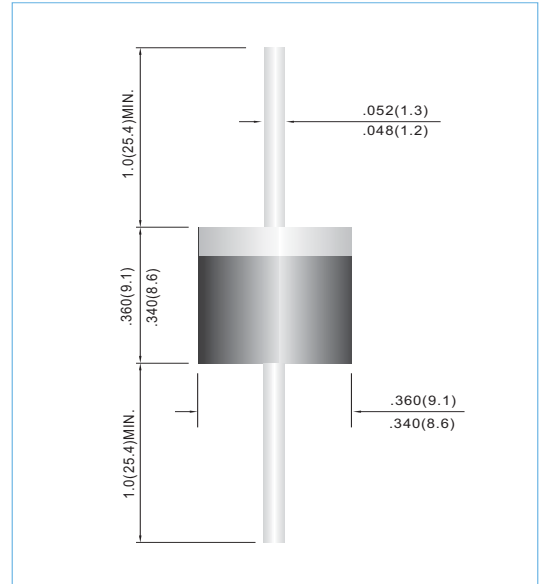
MECHANICAL DATA

Case: Molded plastic, P600

Terminals: Axial leads, solderable to MIL-STD-750, Method 2026

Polarity: Color Band denotes cathode end

Weight: 0.0719 ounce, 2.04 gram



MAXIMUM RATINGS

Ratings at 25°C ambient temperature unless otherwise specified. Single phase, half wave, 60Hz resistive or inductive load. For Capacitive load derate current by 20%.

PARAMETER	SYMBOL	10A05	10A1	10A2	10A4	10A6	10A8	10A10	UNITS
Maximum Recurrent Peak Reverse Voltage	V_{RRM}	50	100	200	400	600	800	1000	V
Maximum RMS Voltage	V_{RMS}	35	70	140	280	420	560	700	V
Maximum DC Blocking Voltage	V_{DC}	50	100	200	400	600	800	1000	V
Maximum Average Forward Rectified Current	$I_{F(AV)}$	10							A
Peak Forward Surge Current : 8.3ms single half sine-wave superimposed on rated load	I_{FSM}	400							A
Maximum Forward Voltage at 10A	V_F	1.1							V
Maximum DC Reverse Current at Rated DC Blocking Voltage	I_R	10							μA
Typical Thermal Resistance (Note 2)	$R_{\theta JL}$ $R_{\theta JA}$	6 16							$^{\circ}C / W$
Typical Junction Capacitance (Note 1)	C_J	100							pF
Operating and Storage Temperature Range	T_J, T_{STG}	-55 to +150							$^{\circ}C$

Note:1.Measured at 1 MHz and Applied Reverse Voltage of 4 Volt.

2.The testing condition of the thermal resistance (junction to ambient and junction to lead) is based on 0mm lead length between two 10cm x 10cm x 0.5mm copper pad heatsinks.



10A05 SERIES

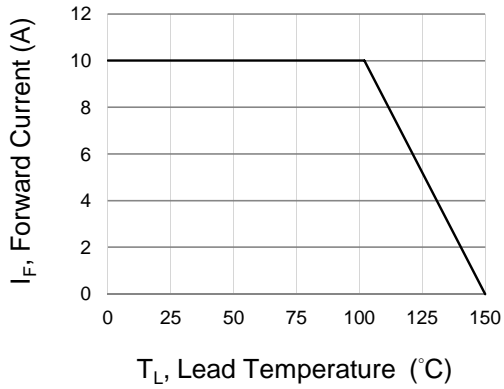


Fig.1 Forward Current Derating Curve

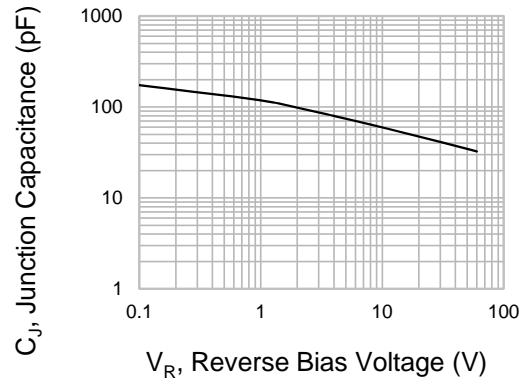


Fig.2 Typical Junction Capacitance

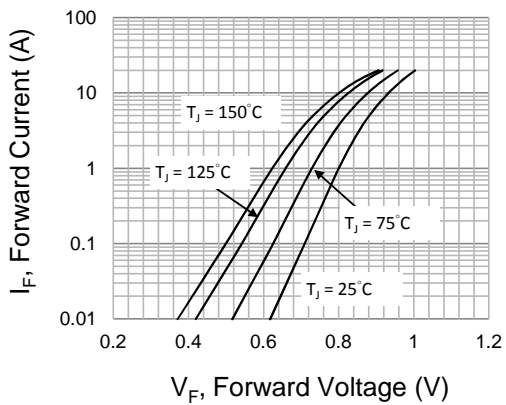


Fig.3 Typical Forward Characteristics

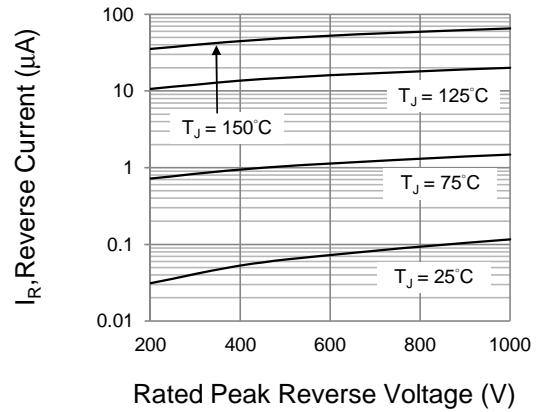


Fig.4 Typical Reverse Characteristics



10A05 SERIES

Part No_packing code_Version

10A05_AY_00001
 10A05_AY_10001
 10A05_B0_00001
 10A05_B0_10001
 10A05_R2_00001
 10A05_R2_10001

For example :

RB500V-40_R2_00001



Packing Code XX				Version Code XXXXXX		
Packing type	1 st Code	Packing size code	2 nd Code	HF or RoHS	1 st Code	2 nd ~5 th Code
Tape and Ammunition Box (T/B)	A	N/A	0	HF	0	serial number
Tape and Reel (T/R)	R	7"	1	RoHS	1	serial number
Bulk Packing (B/P)	B	13"	2			
Tube Packing (T/P)	T	26mm	X			
Tape and Reel (Right Oriented) (TRR)	S	52mm	Y			
Tape and Reel (Left Oriented) (TRL)	L	PANASERT T/B CATHODE UP (PBCU)	U			
FORMING	F	PANASERT T/B CATHODE DOWN (PBCD)	D			



10A05 SERIES

Disclaimer

- Reproducing and modifying information of the document is prohibited without permission from Panjit International Inc..
- Panjit International Inc. reserves the rights to make changes of the content herein the document anytime without notification. Please refer to our website for the latest document.
- Panjit International Inc. disclaims any and all liability arising out of the application or use of any product including damages incidentally and consequentially occurred.
- Panjit International Inc. does not assume any and all implied warranties, including warranties of fitness for particular purpose, non-infringement and merchantability.
- Applications shown on the herein document are examples of standard use and operation. Customers are responsible in comprehending the suitable use in particular applications. Panjit International Inc. makes no representation or warranty that such applications will be suitable for the specified use without further testing or modification.
- The products shown herein are not designed and authorized for equipments requiring high level of reliability or relating to human life and for any applications concerning life-saving or life-sustaining, such as medical instruments, transportation equipment, aerospace machinery et cetera. Customers using or selling these products for use in such applications do so at their own risk and agree to fully indemnify Panjit International Inc. for any damages resulting from such improper use or sale.
- Since Panjit uses lot number as the tracking base, please provide the lot number for tracking when complaining.