

Flush-type connector - SACC-E-MINM-3CON-NPT12-547/1,0 - 1417764


Please be informed that the data shown in this PDF Document is generated from our Online Catalog. Please find the complete data in the user's documentation. Our General Terms of Use for Downloads are valid (<http://phoenixcontact.com/download>)



Flush-type connector, 3-position, Plug, straight, 7/8"-16UNF, on free cable end, Front mounting, with 1/2 inch-14 NPT mounting thread, Individual wires, cable length: 1 m



Key Commercial Data

Packing unit	1 STK
Minimum order quantity	10 STK
GTIN	 4 055626 403489
GTIN	4055626403489

Technical data

Dimensions

Length of cable	1 m
-----------------	-----

Ambient conditions

Degree of protection	IP68
----------------------	------

General

Rated current at 40°C	13 A
Rated voltage	300 V AC/DC
Number of positions	3
Insulation resistance	≥ 100 MΩ
Standards/regulations	UL 2238
Status display	No
Degree of pollution	3
Connection method	Individual wires
Insertion/withdrawal cycles	> 500
Torque	10 lb _F -in.
	1.12 Nm
Mounting type	Front mounting, with 1/2 inch-14 NPT mounting thread

Flush-type connector - SACC-E-MINM-3CON-NPT12-547/1,0 - 1417764

Technical data

Material

Flammability rating according to UL 94	V-0
Contact material	Copper alloy
Contact surface material	Au
Contact carrier material	PVC
Material, knurls	Anodized aluminum

Cable

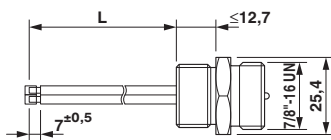
Cable type	PVC litz wire
Conductor cross section	0.75 mm ²
AWG signal line	18
Conductor structure signal line	16 x AWG 30
Core diameter including insulation	1.78 mm
Thickness, insulation	Core insulation
Wire colors	Black 1, brown 2, blue 3
Material conductor insulation	PVC
Standards/specifications	UL 2238

Standards and Regulations

Standards/regulations	UL 2238
Flammability rating according to UL 94	V-0

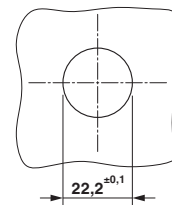
Drawings

Dimensional drawing



7/8" flush-type plug


Dimensional drawing



Housing cutout

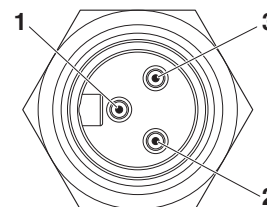
Flush-type connector - SACC-E-MINM-3CON-NPT12-547/1,0 - 1417764

Circuit diagram



Contact assignment of the 7/8" plug

Schematic diagram



Pin assignment, plug, 7/8"-16UNF, 3-pos., view of male side

Approvals

Approvals

Approvals

UL Listed / cUL Listed / cULus Listed

Ex Approvals

Approval details

UL Listed		http://database.ul.com/cgi-bin/XYV/template/LISEXT/1FRAME/index.htm	FILE E 221474
-----------	--	---	---------------

cUL Listed		http://database.ul.com/cgi-bin/XYV/template/LISEXT/1FRAME/index.htm	FILE E 221474
------------	--	---	---------------

cULus Listed			
--------------	--	--	--

Phoenix Contact 2018 © - all rights reserved
<http://www.phoenixcontact.com>

PHOENIX CONTACT GmbH & Co. KG
Flachsmarktstr. 8
32825 Blomberg
Germany
Tel. +49 5235 300
Fax +49 5235 3 41200
<http://www.phoenixcontact.com>