



WILLAS



50A 5L5 @G=7 CB RECTIFIERS -) 0V- 1500V

DO-41 PACKAGE

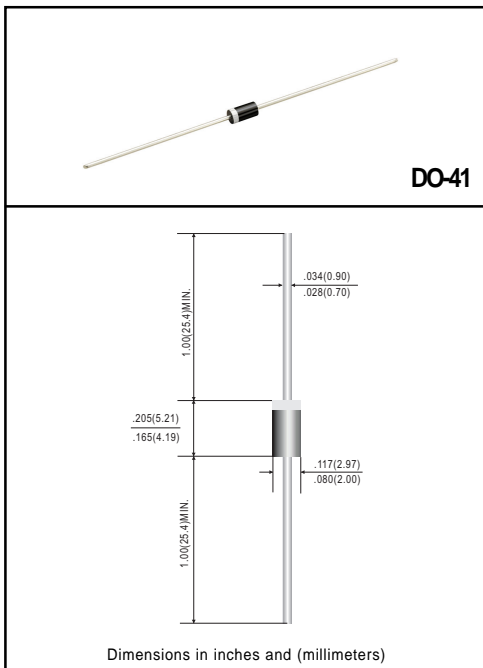
**%B (\$\$ %
H<FI
.. %B (\$\$ +**

FEATURES

- * Low cost
- * Low leakage
- * Low forward voltage drop
- * High current capability
- * RoHS product for packing code suffix "G",
Halogen free product for packing code suffix "H".
- * AT [a c ! ^ A U ^) • a a c A ^ C A F

MECHANICAL DATA

- * Case: Molded plastic
- * Epoxy: UL 94V-O rate flame retardant
- * Lead: MIL-STD-202E method 208O guaranteed
- * Mounting position: Any
- * Weight: 0.33 gram



MAXIMUM RATINGS AND ELECTRICAL CHARACTERISTICS

Ratings at 25 °C ambient temperature unless otherwise specified.
Single phase, half wave, 60 Hz, resistive or inductive load.
For capacitive load, derate current by 20%.

MAXIMUM RATINGS (At TA = 25°C unless otherwise noted)

RATINGS	SYMBOL	1N4001	1N4002	1N4003	1N4004	1N4005	1N4006	1N4007	UNITS
Maximum Recurrent Peak Reverse Voltage	VRRM	50	100	200	400	600	800	1000	Volts
Maximum RMS Voltage	VRMS	35	70	140	280	420	560	700	Volts
Maximum DC Blocking Voltage	Vdc	50	100	200	400	600	800	1000	Volts
Maximum Average Forward Rectified Current at TA = 75°C	Io	1.0							Amps
Peak Forward Surge Current 8.3 ms single half sine-wave superimposed on rated load (JEDEC method)	IFSM	30							Amps
Typical Junction Capacitance (Note 1)	CJ	15							pF
Typical Thermal Resistance	RθJA / RθJC	50 / 18							°C/W
Operating and Storage Temperature Range	TJ, TSTG	-65 to + 175							°C

ELECTRICAL CHARACTERISTICS (At TA = 25°C unless otherwise noted)

CHARACTERISTICS	SYMBOL	1N4001	1N4002	1N4003	1N4004	1N4005	1N4006	1N4007	UNITS
Maximum Instantaneous Forward Voltage at 1.0A DC	VF	1.1							Volts
Maximum DC Reverse Current at Rated DC Blocking Voltage	@ TA = 25°C	5.0							uAmps
	@ TA = 100°C	50							
Maximum Full Load Reverse Current Average, Full Cycle .375" (9.5mm) lead length at TL = 75°C	IR	30							uAmps
Maximum Reverse Recovery Time (Note 2)	Trr	2							us

NOTES: 1. Test Conditions: IF = 0.5A, IR = 1.0A, IRR = 0.25A.
2. Measured at 1 MHz and applied reverse voltage of 4.0 volts.



WILLAS



1N4007 CB RECTIFIERS - 0V- 1\$00V
DO-41 PACKAGE

%%B (\$\$ %
H<FI
.. %%B (\$\$ +

RATING AND CHARACTERISTIC CURVES (1N4001 THRU 1N4007)

FIG. 1 - TYPICAL FORWARD CURRENT DERATING CURVE

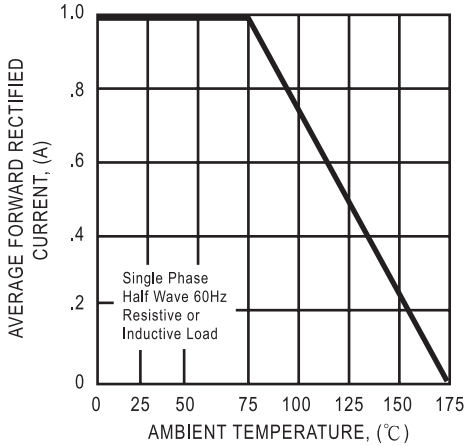


FIG. 2 - TYPICAL INSTANTANEOUS FORWARD CHARACTERISTICS

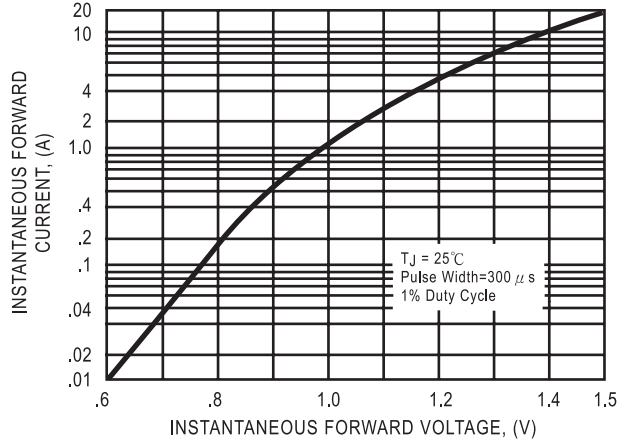


FIG. 3 - MAXIMUM NON-REPETITIVE FORWARD SURGE CURRENT

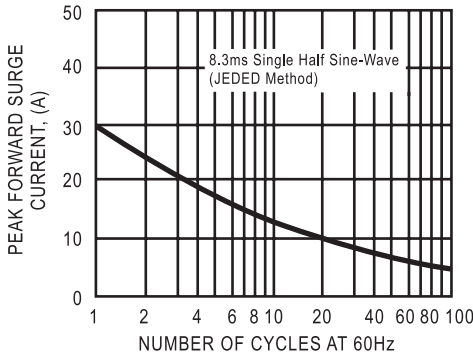


FIG. 4 - TYPICAL REVERSE CHARACTERISTICS

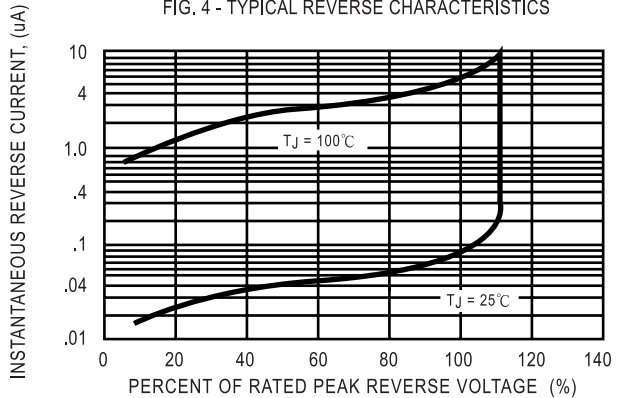
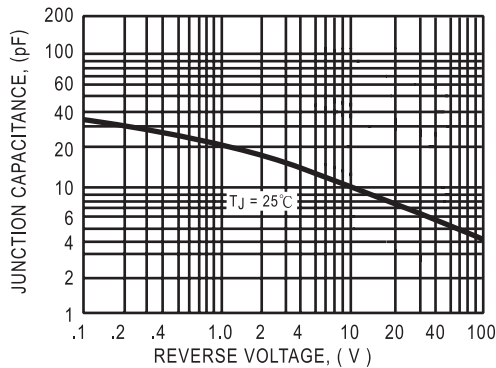


FIG. 5 - TYPICAL JUNCTION CAPACITANCE





WILLAS



0A 5 L-5 @G=7 CB RECTIFIERS -) 0V- 1\$00V

DO-41 PACKAGE

%B (\$ \$ %
H FI
.. %B (\$ \$ + . . .

Ordering Information:

Device PN	Packing
Part Number -E ⁽¹⁾ G ⁽²⁾ -WS	Tape Pitch:26.0±0.5mm & Ammo Packing:3Kpcs/box
Part Number -F ⁽¹⁾ G ⁽²⁾ -WS	Tape Pitch 52.4±0.5mm,& Ammo Packing:3Kpcs/box
Part Number -B ⁽¹⁾ G ⁽²⁾ -WS	Bulk Packing: 1Kpcs/Box

Note: 1. Packing code, E, F Tape pitch specifications & Ammo Packing; B: Bulk Packing.

2. RoHS product for packing code suffix "G", Halogen free product for packing code suffix "H" .

Disclaimer

WILLAS reserves the right to make changes without notice to any product specification herein, to make corrections, modifications, enhancements or other changes. WILLAS or anyone on its behalf assumes no responsibility or liability for any errors or inaccuracies. Data sheet specifications and its information contained are intended to provide a product description only. "Typical" parameters which may be included on WILLAS data sheets and/ or specifications can and do vary in different applications and actual performance may vary over time. WILLAS does not assume any liability arising out of the application or use of any product or circuit.

WILLAS products are not designed, intended or authorized for use in medical, life-saving implant or other applications intended for life-sustaining or other related applications where a failure or malfunction of component or circuitry may directly or indirectly cause injury or threaten a life without expressed written approval of WILLAS. Customers using or selling WILLAS components for use in such applications do so at their own risk and shall agree to fully indemnify WILLAS Inc and its subsidiaries harmless against all claims, damages and expenditures.