

# 1N4001S THRU 1N4007S



## 1.0 AMP SILICON RECTIFIERS



### FEATURES

- \* Low forward voltage drop
- \* High current capability
- \* High reliability
- \* High surge current capability

### MECHANICAL DATA

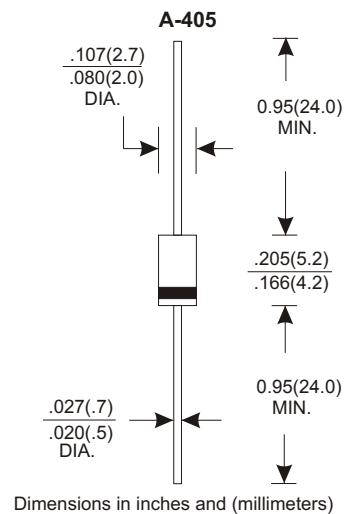
- \* Case: Molded plastic
- \* Epoxy: UL 94V-0 rate flame retardant
- \* Lead: Axial leads, solderable per MIL-STD-202, method 208 guaranteed
- \* Polarity: Color band denotes cathode end
- \* Mounting position: Any
- \* Weight: 0.22 grams
- \* Lead Free Finish/RoHS Compliant

### VOLTAGE RANGE

50 to 1000 Volts

### CURRENT

1.0 Ampere



## MAXIMUM RATINGS AND ELECTRICAL CHARACTERISTICS

Rating 25°C ambient temperature unless otherwise specified.  
Single phase half wave, 60Hz, resistive or inductive load.  
For capacitive load, derate current by 20%.

TYPE NUMBER	1N4001S	1N4002S	1N4003S	1N4004S	1N4005S	1N4006S	1N4007S	UNITS
Maximum Recurrent Peak Reverse Voltage	50	100	200	400	600	800	1000	V
Maximum RMS Voltage	35	70	140	280	420	560	700	V
Maximum DC Blocking Voltage	50	100	200	400	600	800	1000	V
Maximum Average Forward Rectified Current								
.375"(9.5mm) Lead Length at Ta=75°C	1.0							A
Peak Forward Surge Current, 8.3 ms single half sine-wave superimposed on rated load (JEDEC method)	30							A
Maximum Instantaneous Forward Voltage at 1.0A	1.0							V
Maximum DC Reverse Current Ta=25°C	5.0							uA
at Rated DC Blocking Voltage Ta=100°C	50							uA
Typical Junction Capacitance (Note 1)	15							pF
Typical Thermal Resistance R JA (Note 2)	50							°C/W
Operating and Storage Temperature Range Tj, TSTG	-65 — +150							°C

#### NOTES:

1. Measured at 1MHz and applied reverse voltage of 4.0V D.C.
2. Thermal Resistance from Junction to Ambient .375" (9.5mm) lead length.

# RATING AND CHARACTERISTIC CURVES (1N4001S THRU 1N4007S)

FIG.1-TYPICAL FORWARD CHARACTERISTICS

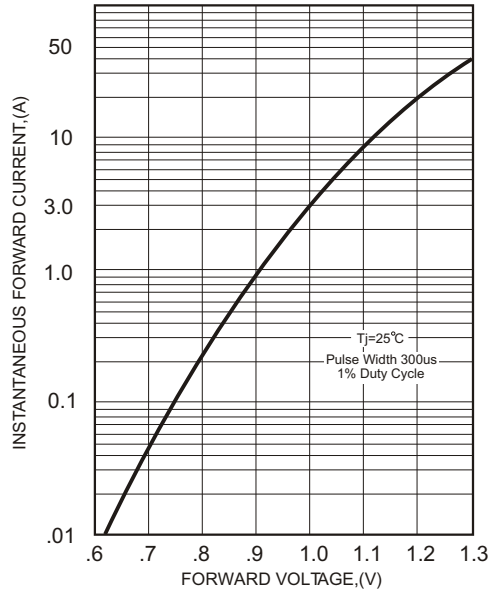


FIG.2-TYPICAL FORWARD CURRENT DERATING CURVE

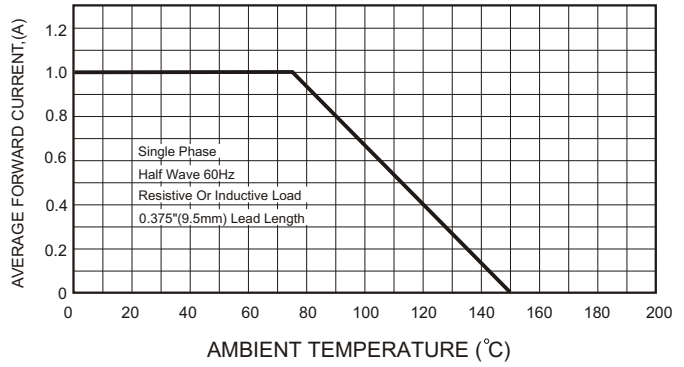


FIG.4-MAXIMUM NON-REPETITIVE FORWARD SURGE CURRENT

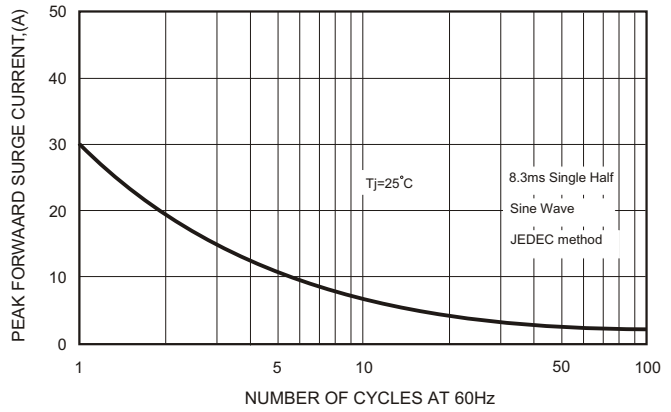


FIG.3 - TYPICAL REVERSE CHARACTERISTICS

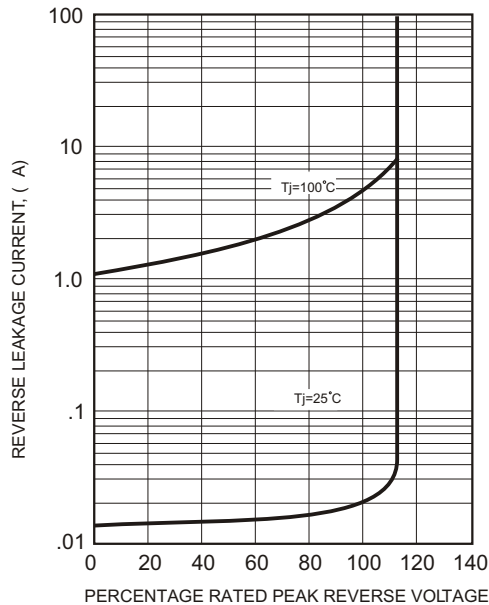


FIG.5-TYPICAL JUNCTION CAPACITANCE

