

1SMC_5.0_188A

Stand-off Voltage : 5.0 to 188V

Peak Pulse Power : 1500 W

Features

- 1500W surge capability at 1ms
- Excellent clamping capability
- Low zener impedance
- Fast response time : typically less than 1.0 ps from 0 volt to V BR(min.)
- Typical IR less than 1 μ A above 10V

Mechanical Data

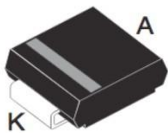
- Case : SMC Molded plastic
- Epoxy : UL94V-O rate flame retardant
- Lead : Lead formed for Surface mount
- Polarity : Color band denotes cathode end
- Mounting position : Any
- Weight : 0.229 gram

Applications

- For Bi-directional use C or CA Suffix
- Electrical characteristics apply in both directions

Packing & Order Information

3,000/Reel



RoHS
COMPLIANT

MAXIMUM RATINGS AND ELECTRICAL CHARACTERISTICS

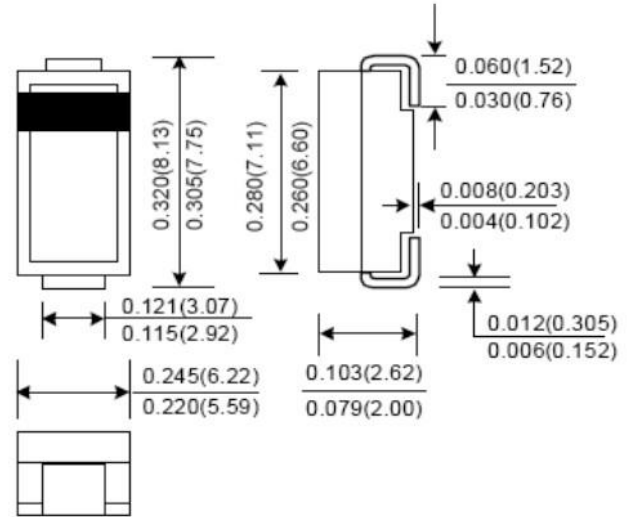
Rating at 25°C ambient temperature unless otherwise specified

Symbol	Parameter	Value	Unit
P _{PPM}	Peak Pulse Power Dissipation ^{(1) (2)}	Minimum 1500	W
I _{FSM}	Peak Forward Surge Current per Fig. 5 ⁽²⁾	200	A
V _{PPM}	Maximum Forward Voltage at I _F = 200 mA	See Next Table	A
R _{θJA}	Typical Thermal Resistance , Junction to Ambient ⁽³⁾	75	°C/W
T _J , T _{stg}	Operating Junction and Storage Temperature Range	-55 to +150	°C

Notes :

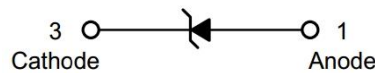
- (1) Non-repetitive Current pulse, per Fig. 3 and derated above Ta = 25 °C per Fig. 1
- (2) Mounted on 0.31x 0.31" (8.0 x 8.0mm) copper pads to each terminal.
- (3) Mounted on minimum recommended pad layout.

SMC (DO-214AB)



Dimensions in inches and (millimeter)

Graphic symbol



1SMC_5.0_188A

Stand-off Voltage : 5.0 to 188V

Peak Pulse Power : 1500 W

ELECTRICAL CHARACTERISTICS (Rating at 25°C ambient temperature unless otherwise specified)

Type No.	Breakdown Voltage @ T ⁽¹⁾		Working Peak Reverse Voltage	Maximum Reverse Leakage @ VWM	Maximum Peak Pulse Surge Current	Maximum Clamping Voltage @ IPPM	
	VBR (V)						IT
	Min.	Max.	(mA)	(V)	µA	(A)	(V)
1SMC5.0A	6.4	7.07	10	5.0	1000	163.0	9.2
1SMC6.0A	66.7	7.37	10	6.0	1000	145.6	10.3
1SMC6.5A	7.22	7.98	10	6.5	500	133.9	11.2
1SMC7.0A	7.78	8.6	10	7.0	200	125.0	12.0
1SMC7.5A	8.33	9.21	1.0	7.5	100	116.3	12.9
1SMC8.0A	8.89	9.83	1.0	8.0	50	110.3	13.6
1SMC8.5A	9.44	10.4	1.0	8.5	20	104.2	14.4
1SMC9.0A	10.0	11.1	1.0	9.0	10	97.4	15.4
1SMC10A	11.1	12.3	1.0	10	5.0	88.2	17.0
1SMC11A	12.2	13.5	1.0	11	5.0	82.4	18.2
1SMC12A	13.3	14.7	1.0	12	5.0	75.4	19.9
1SMC13A	14.4	15.9	1.0	13	5.0	69.8	21.5
1SMC14A	15.6	17.2	1.0	14	5.0	64.7	23.2
1SMC15A	16.7	18.5	1.0	15	5.0	61.5	24.4
1SMC16A	17.8	19.7	1.0	16	5.0	57.7	26.0
1SMC17A	18.9	20.9	1.0	17	5.0	54.3	27.6
1SMC18A	20.0	22.1	1.0	18	5.0	51.4	29.2
1SMC20A	22.2	24.5	1.0	20	5.0	46.3	32.4
1SMC22A	24.4	26.9	1.0	22	5.0	42.3	35.5
1SMC24A	26.7	29.5	1.0	24	5.0	38.6	38.9
1SMC26A	28.9	31.9	1.0	26	5.0	35.6	42.1
1SMC28A	31.1	34.4	1.0	28	5.0	33.0	45.4
1SMC30A	33.3	36.8	1.0	30	5.0	31.0	48.4
1SMC33A	36.7	40.6	1.0	33	5.0	28.1	53.3
1SMC36A	40.0	44.2	1.0	36	5.0	25.8	58.1
1SMC40A	44.4	49.1	1.0	40	5.0	23.3	64.5
1SMC43A	47.8	52.8	1.0	43	5.0	21.6	69.4
1SMC45A	50.0	55.3	1.0	45	5.0	20.6	72.7
1SMC48A	53.3	58.9	1.0	48	5.0	19.4	77.4

1SMC_5.0_188A

Stand-off Voltage : 5.0 to 188V

Peak Pulse Power : 1500 W

ELECTRICAL CHARACTERISTICS (Rating at 25°C ambient temperature unless otherwise specified)

Type No.	Breakdown Voltage @ T ⁽¹⁾		Working Peak Reverse Voltage	Maximum Reverse Leakage @ VWM	Maximum Peak Pulse Surge Current	Maximum Clamping Voltage @ IPPM	
	VBR (V)		VWM	ID	IPPM	VC	
	Min.	Max.	(mA)	(V)	μA	(A)	(V)
1SMC51A	56.7	62.7	1.0	51	5.0	18.2	82.4
1SMC54A	60.0	66.3	1.0	54	5.0	17.2	87.1
1SMC58A	64.4	71.2	1.0	58	5.0	16.0	93.6
1SMC60A	66.7	73.7	1.0	60	5.0	15.5	96
1SMC64A	71.1	78.6	1.0	64	5.0	14.6	103
1SMC70A	77.8	86	1.0	70	5.0	13.3	113
1SMC75A	83.3	92.1	1.0	75	5.0	12.4	121
1SMC78A	86.7	95.8	1.0	78	5.0	11.9	126
1SMC85A	94.4	104	1.0	85	5.0	10.9	137
1SMC90A	100	111	1.0	90	5.0	10.3	146
1SMC100A	111	123	1.0	100	5.0	9.3	162
1SMC110A	122	135	1.0	110	5.0	8.5	177
1SMC120A	133	147	1.0	120	5.0	7.8	193
1SMC130A	144	159	1.0	130	5.0	7.2	209
1SMC150A	167	185	1.0	150	5.0	6.2	243
1SMC160A	178	197	1.0	160	5.0	5.8	259
1SMC170A	189	209	1.0	170	5.0	5.50	275
1SMC188A	209	231	1.0	188	5.0	4.60	328

Notes :

(1) Pulse test : $t_p \leq 50\text{ms}$.

(2) Surge Current Waveform per Figure 5 and Derate per Figure

(3) For bi-directional types have VWM of 10 Volts and less , the D limit is doubled

(4) For the bi-directional 1SMC5.0CA, the maximum VBR is 7.25V

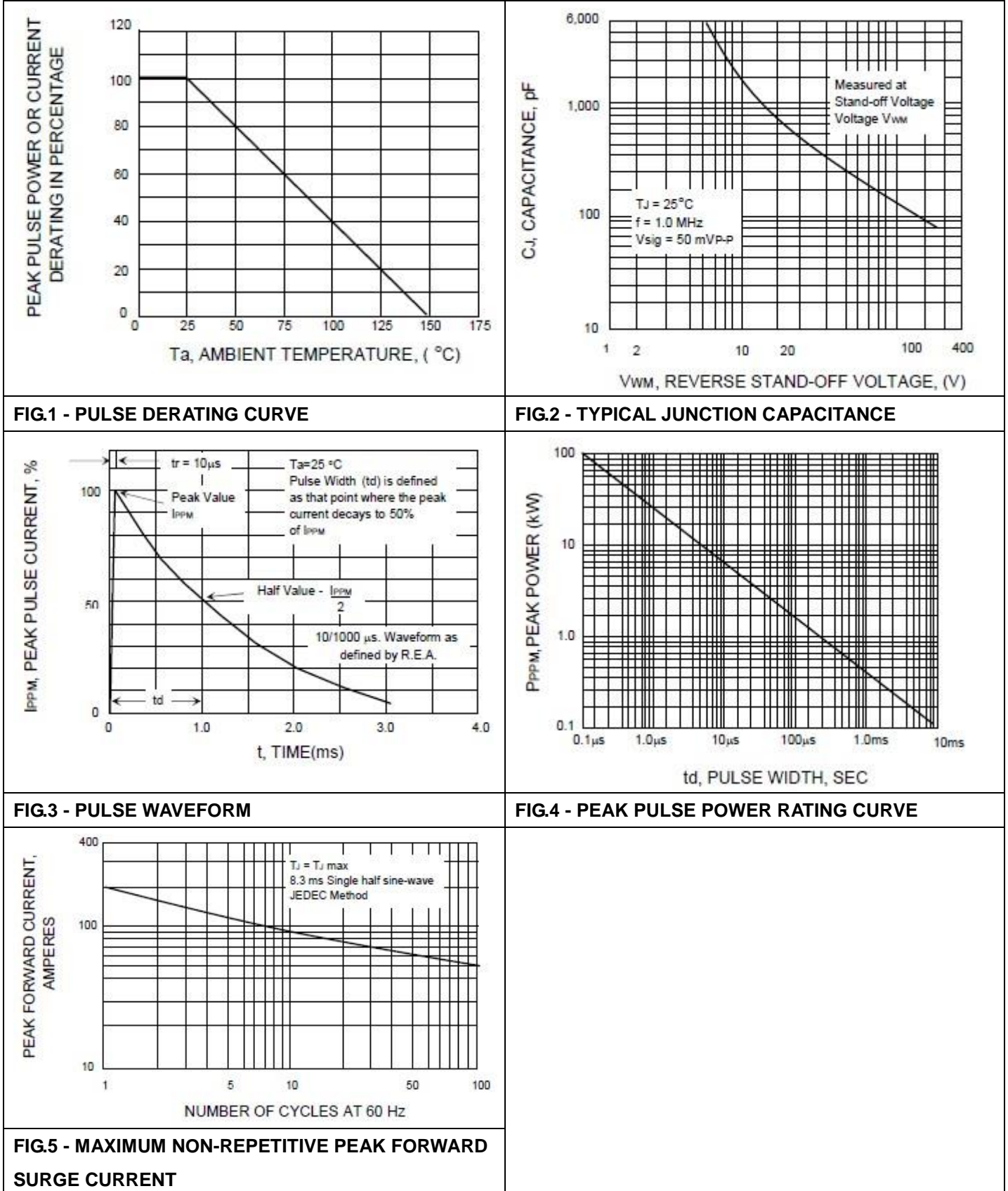
(5) "1SMC" will be omitted in marking on the diode

1SMC_5.0_188A

Stand-off Voltage : 5.0 to 188V

Peak Pulse Power : 1500 W

■ RATING AND CHARACTERISTIC CURVES (1SMC5.0 - 1SMC188A)



1SMC_5.0_188A

Stand-off Voltage : 5.0 to 188V

Peak Pulse Power : 1500 W

Disclaimer

ALL PRODUCT, PRODUCT SPECIFICATIONS AND DATA ARE SUBJECT TO CHANGE WITHOUT NOTICE TO IMPROVE RELIABILITY, FUNCTION OR DESIGN OR OTHERWISE.

Bruckewell Technology Inc., its affiliates, agents, and employees, and all persons acting on its or their behalf (collectively, "Bruckewell"), disclaim any and all liability for any errors, inaccuracies or incompleteness contained in any datasheet or in any other disclosure relating to any product. Bruckewell makes no warranty, representation or guarantee regarding the suitability of the products for any particular purpose or the continuing production of any product. To the maximum extent permitted by applicable law, Bruckewell disclaims

- (i) Any and all liability arising out of the application or use of any product.
- (ii) Any and all liability, including without limitation special, consequential or incidental damages.
- (iii) Any and all implied warranties, including warranties of fitness for particular purpose, non-infringement and merchantability.

Statements regarding the suitability of products for certain types of applications are based on Bruckewell's knowledge of typical requirements that are often placed on Bruckewell products in generic applications.

Such statements are not binding statements about the suitability of products for a particular application. It is the customer's responsibility to validate that a particular product with the properties described in the product specification is suitable for use in a particular application. Parameters provided in datasheets and/or specifications may vary in different applications and performance may vary over time.

Product specifications do not expand or otherwise modify Bruckewell's terms and conditions of purchase, including but not limited to the warranty expressed therein.