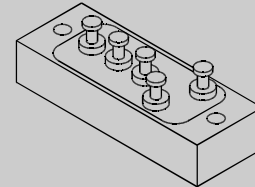


200 V - 1,000 V Three Phase Bridge

4.0 A - 5.0 A Forward Current
70 ns - 3000 ns Recovery Time

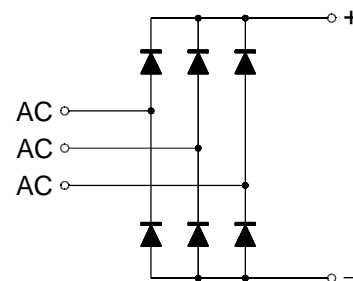
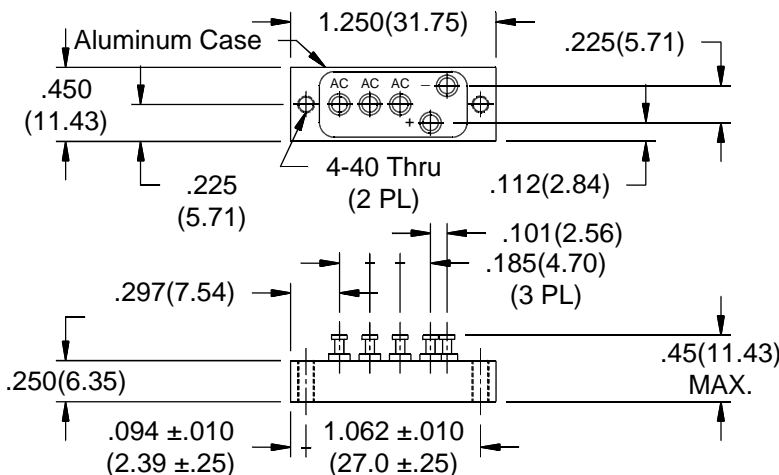
3202 - 3210
3202F - 3210F
3202UF - 3210UF



ELECTRICAL CHARACTERISTICS AND MAXIMUM RATINGS

Part Number	Working Reverse Voltage (V _{rw})	Average Rectified Current @TC (I _o)		Reverse Current @ V _{rw} (I _r)		Forward Voltage (V _f)		1 Cycle Surge Current Current tp=8.3ms (I _{fsm})	Repetitive Surge Current (I _{frm})	Reverse Recovery Time (1) (T _{rr})	Thermal Impd. θ _{J-C}
		55°C	100°C	25°C	100°C	25°C		25°C	25°C	25°C	
	Volts	Amps	Amps	µA	µA	Volts	Amps	Amps	Amps	ns	°C/W
3202 3206 3210	200 600 1000	5.0 5.0 5.0	3.0 3.0 3.0	1.0 1.0 1.0	25 25 25	1.3 1.3 1.3	3.0 3.0 3.0	30 30 30	10 10 10	3000 3000 3000	5.5 5.5 5.5
3202F 3206F 3210F	200 600 1000	5.0 5.0 5.0	3.0 3.0 3.0	1.0 1.0 1.0	25 25 25	1.6 1.6 1.6	3.0 3.0 3.0	25 25 25	6 6 6	150 150 150	5.5 5.5 5.5
3202UF 3206UF 3210UF	200 600 1000	4.0 4.0 4.0	2.5 2.5 2.5	1.0 1.0 1.0	25 25 25	2.0 2.0 2.0	3.0 3.0 3.0	25 25 25	5 5 5	70 70 70	5.5 5.5 5.5

(1)T_{rr} Testing: I_f=0.5A, I_r=1.0A, I_{rr}=0.25A *Op. Temp. & Stg. Temp. = -55°C to +150°C Isolation Voltage: 1500V



11

Dimensions: In. (mm) • All temperatures are ambient unless otherwise noted. • Data subject to change without notice.



VOLTAGE MULTIPLIERS INC.
8711 W. Roosevelt Ave.
Visalia, CA 93291

TEL 559-651-1402
FAX 559-651-0740
www.voltagemultipliers.com

3202 - 3210 • 3202F - 3210F • 3202UF - 3210UF

