


Series 321-326 / 421-426

PCB connectors 2.54 mm

Single row / double row / wire-wrap


1/2/3/4 level / wire-wrap solder tail






Receptacles with wire-wrap posts Interconnect receptacles with wire-wrap – solder tail combination

Accept pins \varnothing 0.40–0.56 mm

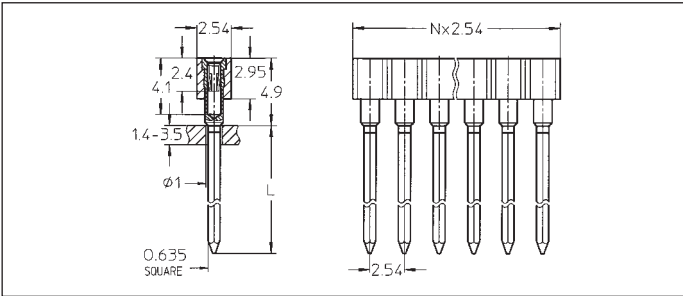
For corresponding pin connectors see pages
43 to 46



Platings	Sleeve 	Clip 	Pin 
13	0.25 μ m Au	0.75 μ m Au	
91	5 μ m Sn Pb	0.25 μ m Au	
93	5 μ m Sn Pb	0.75 μ m Au	
99	5 μ m Sn Pb	5 μ m Pb	

Ordering information

Replace **xx** with required number of poles, e.g.
423-91-2**xx**-41-001 for a double row version with 8 poles per
row becomes:
423-91-2**16**-41-001

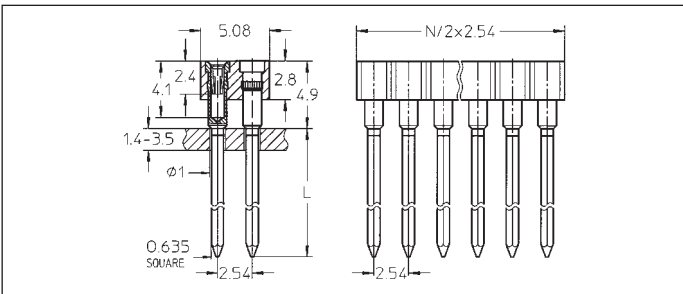


	L =
321-93-1xx-41-001 B	6.6
322-**-1xx-41-001	9.4
323-**-1xx-41-001	12.95
324-93-1xx-41-002 B	16.0

Please note: ** = all platings
available; 93 = this plating
only.

Wire-wrap receptacle, 1, 2, 3 and
4 level: single row

Availability from: 1 to 64 contacts
Standard number of contacts 5,
6, 8, 10, 14, 16, 20, 21, 25, 30,
32, 48, 56, 60, 64

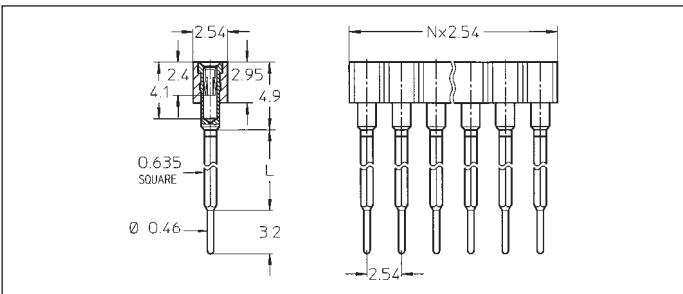


	L =
421-93-2xx-41-001 B	6.6
422-**-2xx-41-001	9.4
423-**-2xx-41-001	12.95
424-93-2xx-41-002 B	16.0

Please note: ** = all platings
available; 93 = this plating
only.

Wire-wrap receptacle, 1, 2, 3 and
4 level: double row

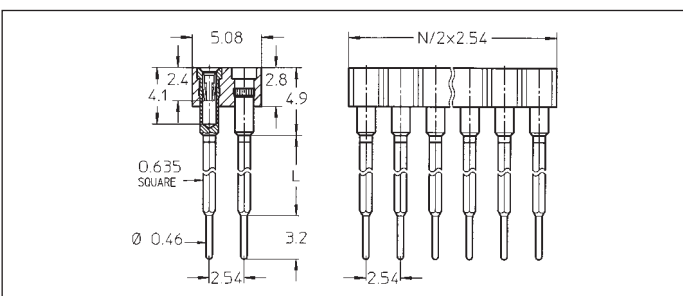
Availability from: 4 to 72 contacts
Standard number of contacts 40,
44, 56, 64, 72



326-93-1xx-41-001	L = 5.9
326-93-1xx-41-002	L = 8.9
326-93-1xx-41-003	L = 11.9

Interconnect receptacle with
wire-wrap – solder tail combina-
tion, single row

Availability from: 1 to 64 contacts
Standard number of contacts 5,
6, 8, 10, 14, 16, 20, 21, 25, 30,
32, 48, 56, 60, 64



426-93-2xx-41-001	L = 5.9
426-93-2xx-41-002	L = 8.9
426-93-2xx-41-003	L = 11.9

Interconnect receptacle with
wire-wrap – solder tail combina-
tion, double row

Availability from: 4 to 72 contacts
Standard number of contacts 40,
44, 56, 64, 72