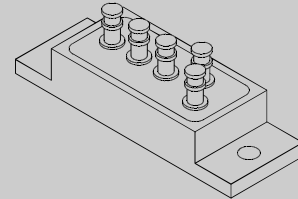


200 V - 1,000 V Three Phase Bridge

18.0 A - 20.0 A Forward Current

70 ns - 3000 ns Recovery Time

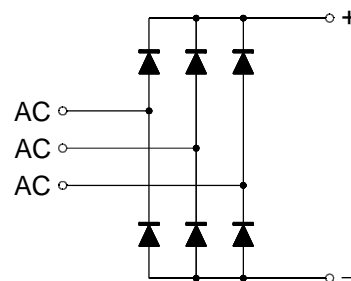
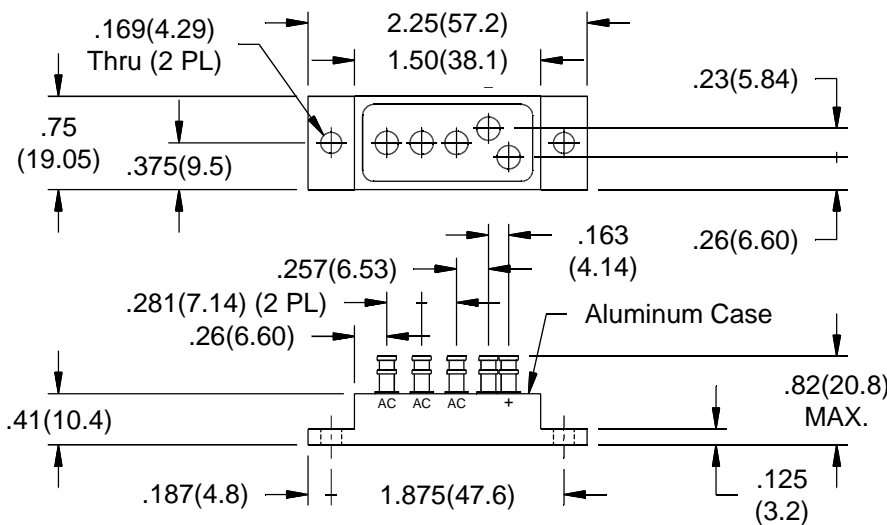
3402B - 3410B
3402FB - 3410FB
3402UFB - 3410UFB



ELECTRICAL CHARACTERISTICS AND MAXIMUM RATINGS

Part Number	Working Reverse Voltage (V _{rw})	Average Rectified Current @TC (I _o)		Reverse Current @ V _{rw} (I _r)		Forward Voltage (V _f)		1 Cycle Surge Current (I _{fsm})	Repetitive Surge Current (I _{frm})	Reverse Recovery Time (1) (T _{rr})	Thermal Impd. θ _{J-C}
		55°C	100°C	25°C	100°C	25°C		25°C	25°C	25°C	°C/W
		Amps	Amps	µA	µA	Volts	Amps	Amps	Amps	ns	
3402B 3406B 3410B	200 600 1000	20.0 20.0 20.0	13.0 13.0 13.0	1.0 1.0 1.0	25 25 25	1.2 1.2 1.5	9.0 9.0 9.0	150 150 150	25 25 25	3000 3000 3000	2.2 2.2 2.2
3402FB 3406FB 3410FB	200 600 1000	20.0 20.0 20.0	12.5 12.5 12.5	1.0 1.0 1.0	25 25 25	1.5 1.5 1.7	9.0 9.0 9.0	100 100 100	20 20 20	150 150 150	2.2 2.2 2.2
3402UFB 3406UFB 3410UFB	200 600 1000	18.0 18.0 18.0	12.0 12.0 12.0	1.0 1.0 1.0	25 25 25	2.0 2.0 2.0	9.0 9.0 9.0	100 100 100	20 20 20	70 70 70	2.2 2.2 2.2

(1)T_{rr} Testing: I_f=0.5A, I_r=1.0A, I_{rr}=0.25A *Op. Temp. & Stg. Temp. = -55°C to +150°C Isolation Voltage: 2000V



11

Dimensions: In. (mm) • All temperatures are ambient unless otherwise noted. • Data subject to change without notice.



VOLTAGE MULTIPLIERS INC.
 8711 W. Roosevelt Ave.
 Visalia, CA 93291

TEL 559-651-1402
 FAX 559-651-0740
www.voltagemultipliers.com

3402B - 3410B • 3402FB - 3410FB • 3402UFB - 3410UFB

