

Product Facts

- 320 to 480 Hz. frequency sensor
- 1 or 2 Form C (SPDT or DPDT) contacts
- Hermetic package
- Many customizing options
 - 50 or 60 Hz. Sensing
 - Dual trip points
 - Tighter accuracy
 - Enclosures
 - Higher temperature range
 - Up to 4 Form C (4PDT)
 - 10A contacts



CII 7000 series frequency sensor utilizes an integrated circuit digital logic design to determine, cycle by cycle, whether a given input signal is within a predetermined frequency pass band. Typical application is in monitoring MIL-STD-704 power systems.

Part Numbering System

Typical Part Number	7000	-2	B	-380
Model Number:	7000 - Frequency Sensor.			
Contact Arrangement:	1 = 1 Form C (SPDT)		2 = 2 Form C (DPDT)	
Mounting (see outline dimension drawings):	A = Studs on bottom B = Studs on top C = Studs on side			
Frequency Trip Point:	Three-digit code for any value between 320 Hz. and 480 Hz.			

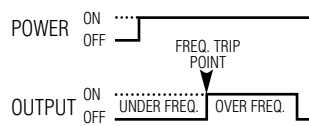
Electrical Specifications

- Input Voltage:** 95 to 135Vac, 400 Hz.
- Frequency Range:** 320 to 480 Hz.
- Accuracy:** ±2%.
- Contact Arrangement:** 1 Form C (SPDT) or 2 Form C (DPDT).
- Contact Ratings:** 4A resistive @ 30Vdc. 2A resistive @ 115 Vrms, 400 Hz.
- Current Drain:** 150mA maximum.
- Hysteresis:** 0.5% from trip point

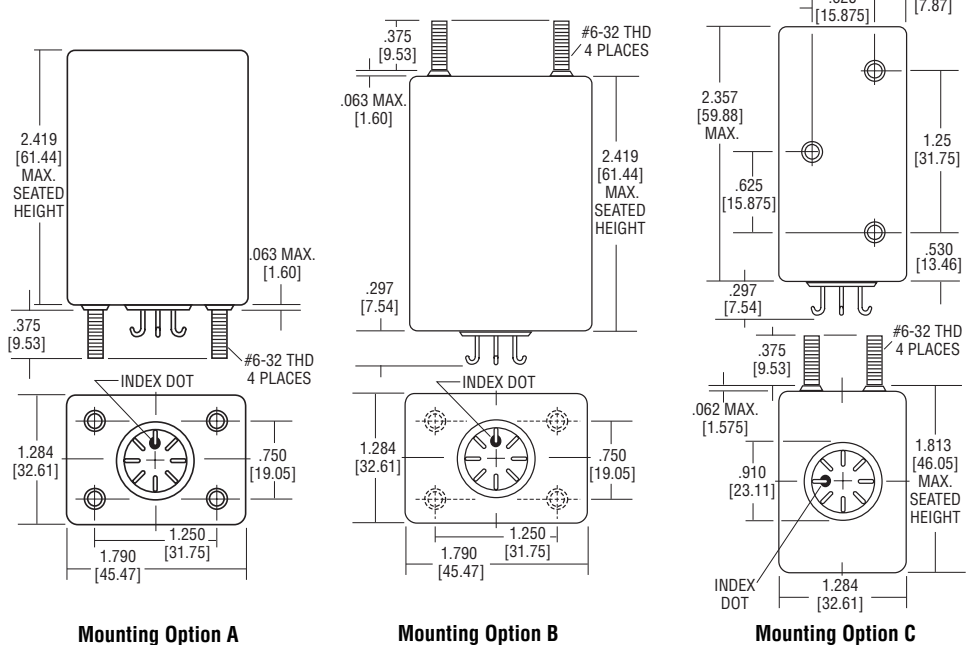
Environmental Specifications

- Temperature Range:** -55°C to +85°C.
- Vibration:** 20 G's, 10 - 2,000 Hz.
- Shock:** 50 G's, 11 ± 1ms duration.
- Insulation Resistance:** 1,000 megohms, min., at 500Vdc, all terminals to case.
- Dielectric Strength:** 1,000Vrms, 60 Hz., at sea level, all terminals to case.
- Sealing:** Hermetic, 1.3 in. (33.0mm) of mercury.
- Life:** 100,000 operations, min.
- Weight:** 8.5 oz (240g) max.

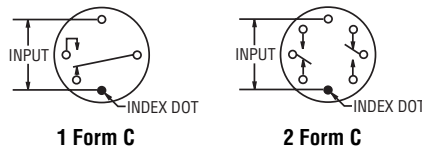
Function Diagram



Outline Dimensions



Wiring Diagrams



© 2006 by Tyco Electronics Corporation. All Rights Reserved.
CII and TYCO are trademarks.
Other products and company names mentioned herein may be trademarks of their respective owners.