

描述 / Descriptions

SOT-23 塑封封装 N 道 MOS 场效应管。N- CHANNEL MOSFET in a SOT-23 Plastic Package.

特征 / Features

$V_{DS} (V) = 20V$

$I_D = 6 A (V_{GS} = 10V)$

$R_{DS(ON)} < 24m\Omega (V_{GS} = 10V)$

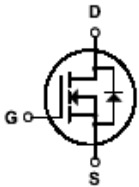
$R_{DS(ON)} < 27m\Omega (V_{GS} = 4.5V)$

用途 / Applications


适用于作负载开关或脉宽调制应用。

This device is suitable for use as a load switch or in PWM applications.

内部等效电路 / Equivalent Circuit



引脚排列 / Pinning



PIN 1 : S

PIN 2 : G

PIN 3 : D

印章代码 / Marking

Marking	ALH
---------	-----

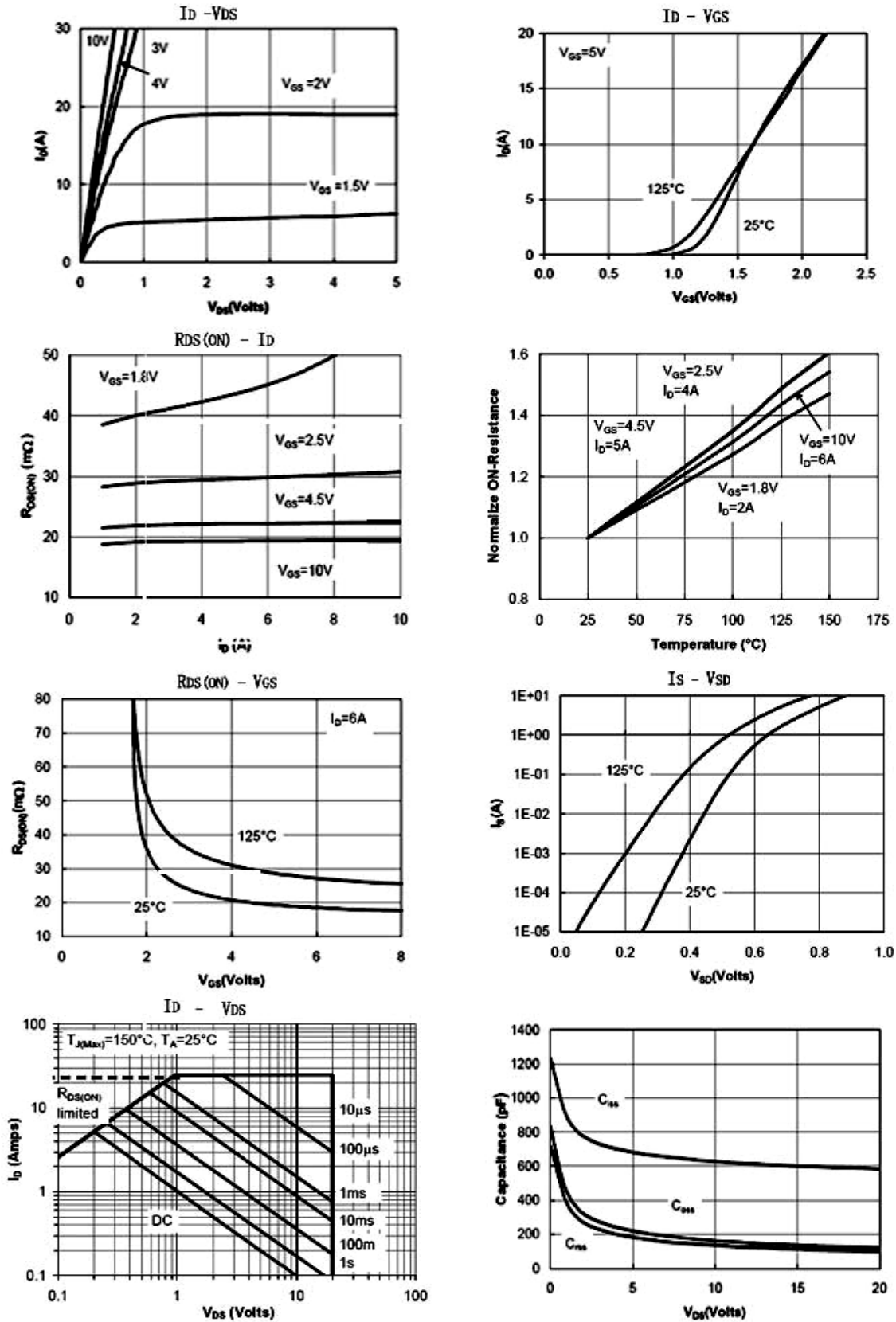
极限参数 / Absolute Maximum Ratings(Ta=25°C)

参数 Parameter	符号 Symbol	数值 Rating	单位 Unit
Drain-Source Voltage	V_{DS}	20	V
Drain Current – Continuous	I_D	6	A
Drain Current- Continuous	$I_D(T_a=70^\circ\text{C})$	5	A
Pulsed Drain Current	I_{DM}	25	A
Gate-Source Voltage	V_{GS}	± 12	V
Total Power Dissipation	P_D	1.4	W
Total Power Dissipation	$P_D(T_a=70^\circ\text{C})$	0.9	W
Operating and Storage Junction Temperature Range	T_J, T_{STG}	-55 to 150	$^\circ\text{C}$

电性能参数 / Electrical Characteristics(Ta=25°C)

参数 Parameter	符号 Symbol	测试条件 Test Conditions	最小值 Min	典型值 Typ	最大值 Max	单位 Unit
Drain–Source Breakdown Voltage	BV_{DSS}	$V_{GS}=0V \quad I_D=250\mu A$	20			V
Zero Gate Voltage Drain Current	I_{DSS}	$V_{DS}=16V \quad V_{GS}=0V$			1.0	μA
		$V_{DS}=16V \quad V_{GS}=0V$ $T_J=55^\circ\text{C}$			5.0	μA
Gate–Body Leakage.	I_{GSS}	$V_{GS}=\pm 12V \quad V_{DS}=0V$			± 0.1	μA
On–State Drain Current	$I_{D(on)}$	$V_{GS}=4.5V \quad V_{DS}=5V$	25			A
Gate Threshold Voltage	$V_{GS(th)}$	$V_{DS}=V_{GS} \quad I_D=250\mu A$	0.5	0.7	1	V
Static Drain–Source On–Resistance	$R_{DS(on)1}$	$V_{GS}=10V \quad I_D=6A$		19	24	m Ω
	$R_{DS(on)2}$	$V_{GS}=10V \quad I_D=6A$ $T_J=125^\circ\text{C}$		29	35	
	$R_{DS(on)3}$	$V_{GS}=4.5V \quad I_D=5A$		22	27	
Forward Transconductance	g_{FS}	$V_{DS}=5V \quad I_D=3.8A$		24		S
Drain–Source Diode Forward Voltage	V_{SD}	$V_{GS}=0V \quad I_S=1A$		0.75	1	V
Input Capacitance	C_{iss}	$V_{DS}=10V \quad V_{GS}=0V$ $f=1\text{MHz}$		630		pF
Output Capacitance	C_{oss}			164		
Reverse Transfer Capacitance	C_{rss}			137		
Turn–On Delay Time	$t_{d(on)}$	$V_{GS}=5V \quad R_L=1.7\Omega$ $V_{DS}=10V \quad R_{GEN}=6\Omega$		5.5		ns
Turn–On Rise Time	t_r			14		
Turn–Off Delay Time	$t_{d(off)}$			29		
Turn–Off Fall Time	t_f			10.2		

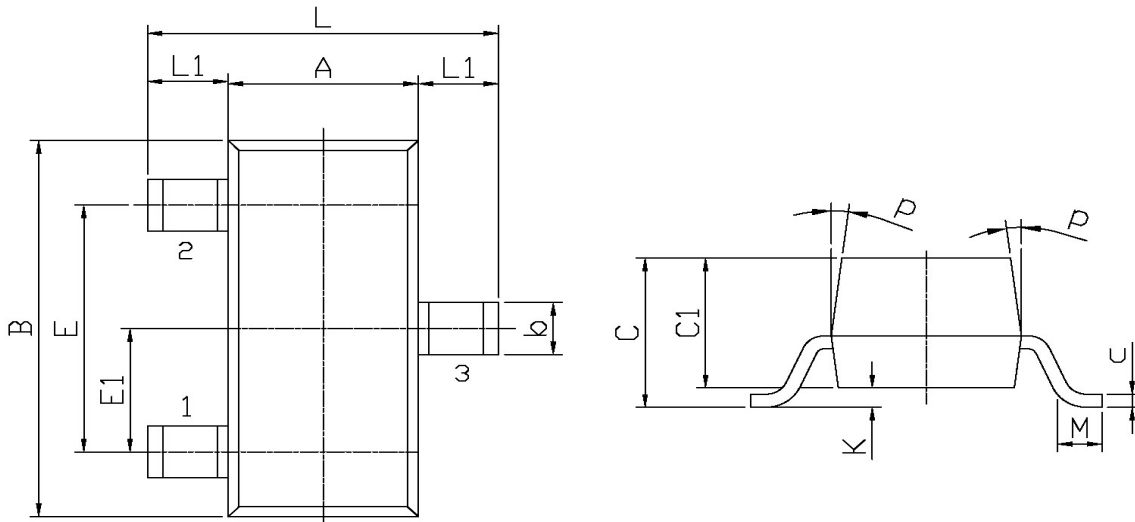
电参数曲线图 / Electrical Characteristic Curve



外形尺寸图 / Package Dimensions

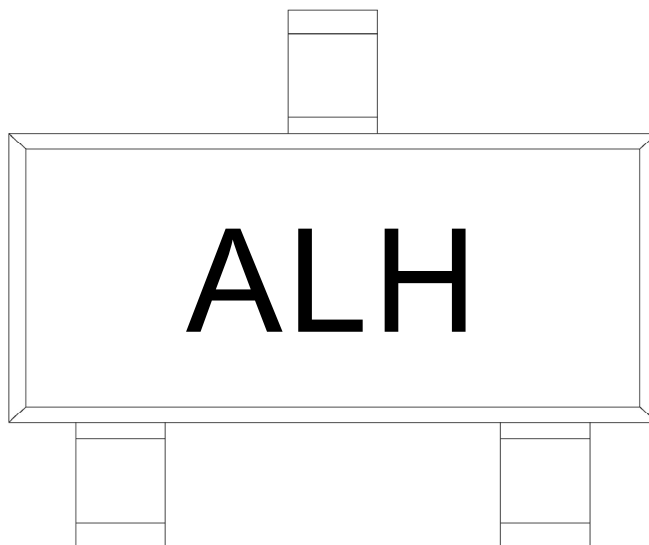
SOT-23

单位: mm



Symbol	Dimensions In Millimeters		Symbol	Dimensions In Millimeters	
	Min	Max		Min	Max
L	2.2	2.7	C	1.30Max	
L1	0.45	0.65	C1	0.90	1.20
A	1.15	1.50	c	0.05	0.20
B	2.70	3.10	K	0	0.10
E	1.70	2.10	M	0.20MIN	
E1	0.85	1.05	P	7°	
b	0.35	0.55			

印章说明 / Marking Instructions



说明：

AL： 为型号代码

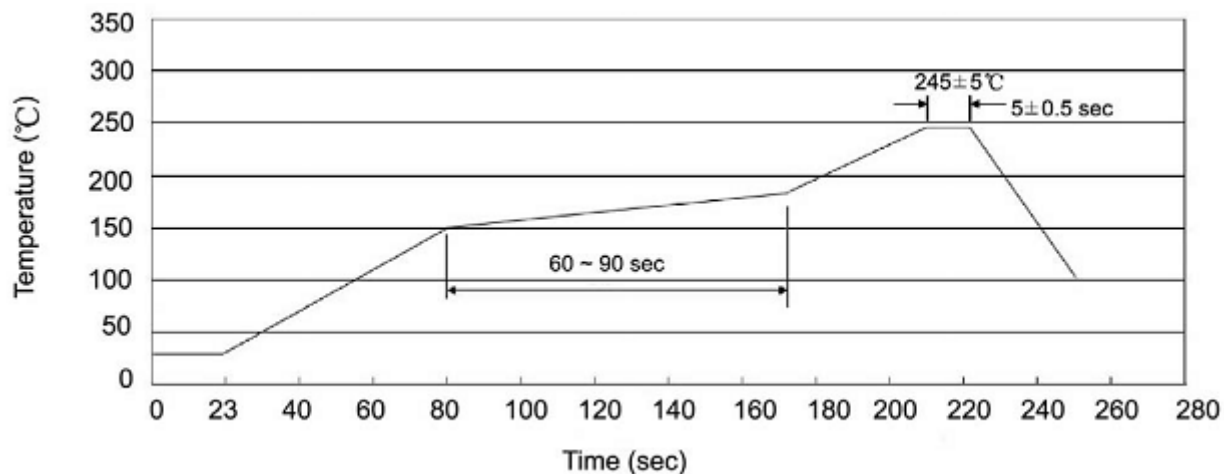
H： 为公司代码

Note:

AL: Product Type.

H: Company Code.

回流焊温度曲线图(无铅) / Temperature Profile for IR Reflow Soldering(Pb-Free)



说明：

- 1、预热温度 25 ~ 150°C，时间 60 ~ 90sec;
- 2、峰值温度 245±5°C，时间持续为 5±0.5sec;
- 3、焊接制程冷却速度为 2 ~ 10°C/sec.

Note:

- 1.Preheating:25~150°C, Time:60~90sec.
- 2.Peak Temp.:245±5°C, Duration:5±0.5sec.
3. Cooling Speed: 2~10°C/sec.

耐焊接热试验条件 / Resistance to Soldering Heat Test Conditions

温度：260±5°C

时间：10±1 sec.

Temp.:260±5°C

Time:10±1 sec

包装规格 / Packaging SPEC.

卷盘包装 / REEL

Package Type 封装形式	Units 包装数量					Dimension 包装尺寸 (unit: mm ³)		
	Units/Reel 只/卷盘	Reels/Inner Box 卷盘/盒	Units/Inner Box 只/盒	Inner Boxes/Outer Box 盒/箱	Units/Outer Box 只/箱	Reel	Inner Box 盒	Outer Box 箱
SOT-23	3,000	10	30,000	8	240,000	7" ×8	180×120×180	385×257×392

使用说明 / Notices