



Tantalum Chip Capacitors

SpeedPower, Low ESR

Series/Type: B45197A, B45198R, B450,
B451

Date: July 2006



© KEMET 2006. Reproduction, publication and dissemination of this publication, enclosures hereto and the information contained therein without KEMET's prior express consent is prohibited.

Construction

- Polar tantalum capacitors with solid electrolyte
- Conventional, optimized TaMnO₂ technology
- Flame-retardant plastic case (UL 94 V-0)
- Optionally tinned or gold-plated terminals



Features

- Wide variety of Low ESR values
- High ripple current capability
- High volumetric efficiency
- Excellent solderability
- Stable temperature and frequency characteristics
- Low leakage current, low dissipation factor
- Low self-inductance
- High resistance to shock and vibration
- Suitable for use without series resistor (special operating conditions recommended)
- Lead-free and material content compatible with RoHS
- Some partnumbers are only available in M ($\pm 20\%$) tolerance; these types have a maximum capacitance drift at +125 °C of +20%

Applications

- Telecommunications (e.g. mobile phones, infrastructure)
- Data processing (e.g. laptops, mainframes)
- Measuring and control engineering (e.g. voltage regulators)
- Automotive electronics (e.g. navigation systems, electronic control units)
- Medical engineering
- DC/DC converters

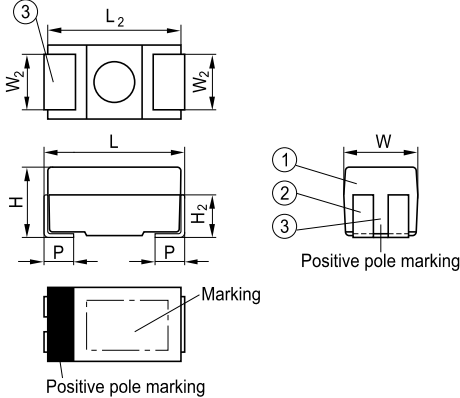
Soldering

Suitable for reflow soldering (IR and vapor phase, in compliance with JEDEC J-STD-020 C) and wave soldering

Delivery mode

Taped and reeled in accordance with IEC 60286-3

Dimensional drawing



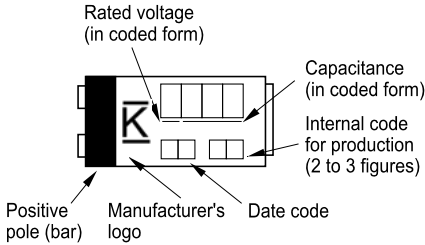
- ① Encapsulation: molded epoxy resin
- ② NiFe; tinned surface Sn100 or gold-plated
- ③ Reduced slot length for case size A

Dimensions

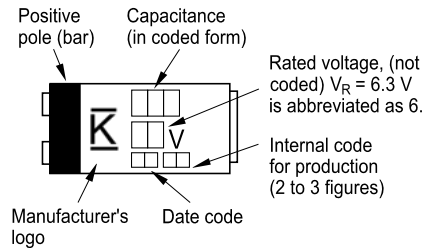
Case size		Dimensions in mm (inches)						
KEMET	EIA/IECQ	L	W	H	L_2 typ.	$W_2 \pm 0.1$ $\pm(.004)$	H_2 typ.	$P \pm 0.3$ $\pm(.012)$
A	3216-18	3.2 ± 0.2 (.126 ± 0.008)	1.6 ± 0.2 (.063 ± 0.008)	1.6 ± 0.2 (.063 ± 0.008)	3.2 (.126)	1.2 (.047)	1.3 (.051)	0.8 (.031)
B	3528-21	3.5 ± 0.2 (.138 ± 0.008)	2.8 ± 0.2 (.110 ± 0.008)	1.9 ± 0.2 (.075 ± 0.008)	3.5 (.138)	2.2 (.087)	1.4 (.055)	0.7 (.027)
C	6032-28	6.0 ± 0.3 (.236 ± 0.012)	3.2 ± 0.3 (.126 ± 0.012)	2.5 ± 0.3 (.098 ± 0.012)	6.1 (.240)	2.2 (.087)	1.8 (.071)	1.3 (.051)
D	7343-31	7.3 ± 0.3 (.287 ± 0.012)	4.3 ± 0.3 (.169 ± 0.012)	2.8 ± 0.3 (.110 ± 0.012)	7.3 (.287)	2.4 (.094)	1.8 (.071)	1.3 (.051)
E	7343-44	7.3 ± 0.3 (.287 ± 0.012)	4.3 ± 0.3 (.169 ± 0.012)	4.1 ± 0.3 (.161 ± 0.012)	7.3 (.287)	2.4 (.094)	1.8 (.071)	1.3 (.051)

Marking

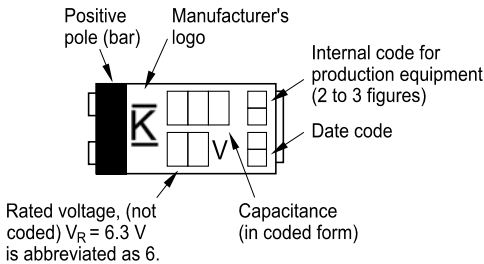
Case size A



Case size B



Case sizes C, D, E



Voltage coding for case size A

Rated voltage	2.5	4	6.3	10	16	20	25	35	50
Code letter	F	G	J	A	C	D	E	V	T

Capacitance coding

1st and 2nd digit	Capacitance in pF	
3rd digit	Multiplier:	6 = 10 ⁶ pF
		7 = 10 ⁷ pF
		8 = 10 ⁸ pF

Date coding

Year	Month	
S = 2004	1 = January	7 = July
T = 2005	2 = February	8 = August
U = 2006	3 = March	9 = September
V = 2007	4 = April	O = October
W = 2008	5 = May	N = November
X = 2009	6 = June	D = December

Specifications and characteristics in brief

Series		SpeedPower	
Ordering code		B45197A, B450	B45198R, B451
Technology		Ta-MnO ₂	Ta-MnO ₂
Terminals		Tinned	Gold-plated
Rated voltage (up to 85 °C)	V _R	2.5 ... 50	VDC
Rated capacitance (20 °C, 120 Hz)	C _R	0.15 ... 1000	μF
Capacitance tolerance		±20%, ±10%	
Maximum equivalent series resistance (20 °C, 100 kHz)	ESR _{max}	40 ... 15000	mΩ
Operating temperature range	T _{op}	-55 ... +125	°C
Failure rate (at 40 °C; ≤ V _R , 1 fit = 1 · 10 ⁻⁹ failures/h) C _R · V _R ≤ 330 μF · V C _R · V _R > 330 μF · V	R _S ≤ 0.1 Ω/V	≤40 ≤144 or 288 (dependent on type)	fit
Service life		>500000	h
Leakage current (V _R , 5 min, 20 °C)	I _{leak}	10	nA/μC
Detail specification (tinned terminals)		CECC 30801-805	
Climatic category (to IEC 60068-1)		55/125/56	

V _R (VDC)	2.5	4	6.3	10	16	20	25	35	50
CR (µF)									
0.15								A(15000)	
0.22								A(13000)	
0.33							A(10000)	A(6000* 7000)	
0.47							A(7000)	B(4000* 7000) B(2500)	
0.68						A(6000)	A(6000)	A(4000..6000) B(2500)	
1.0					A(5000)	A(3000*..5000)	A(4000*..5000)	A(3000) B(2000)	C(1600)
1.5				A(5000)	A(5000)	A(4500)	A(3000*..4000) B(1500)	A(2000*) B(2000)	C(1500)
2.2	A(5000)	A(5000)	A(5000)	A(1800*..2000)	A(1800*..2500)	A(3000) B(1500)	A(3500) B(900*..1200)	A(1500*) B(750*..2000)	
3.3	A(3000)	A(3000)	A(3000)	A(2000)	A(3000) B(2000)	A(2500) B(1300)	A(1500*) B(750*..1200)	B(1000) C(550)	
4.7	A(3500)	A(3500)	A(3500)	A(1400*..2000) B(1500)	A(2000) B(800*..1500)	A(1800*..2000) B(750*..1000)	B(700*..1000) C(530)	B(700*..1000*) C(500) D(300)	D(300)
6.8	A(2000)	A(2000)	A(1800*..2000)	A(1800*..2000) B(1200)	A(1500) B(600*..1200)	A(2000*) B(600*..1000) C(480)	B(700*..1000) C(500)	C(350) D(150*..300) E(300)	D(300..400) E(300)
10	A(2000)	A(2000)	A(800*..2000) B(1000)	A(900*..2000) B(600*..1200) C(400)	A(1700*..2500) B(500*..800) C(450)	B(500*..1000) C(450)	B(750*) C(300..450)	C(400) D(130*..260) E(200*..260)	E(300)
15	A(2000)	A(1500..2000)	A(700*..2000) B(700)	A(1000*..1800) B(450*..900) C(400)	A(2500*) B(500*..800) C(400)	B(500*) C(400)	C(300) D(230)	C(350*) D(100*..260) E(250*..260)	E(250*..300)
22	A(1500)	A(1500) C(380)	A(500*..1500) B(380*..500) C(380)	A(1500) B(400*..800) C(300*..380)	B(400*..700) C(250*..350)	C(200) D(200)	C(280) D(200*..230) E(230)	D(200*..260) E(130*..260)	
33	A(1000)	A(1000) C(300)	A(600*..1000) B(250*..600) C(300*..350)	A(1500*) B(250*..650) C(300*..380)	B(350*) C(230..300) D(200)	C(200) D(200) E(200)	D(100*..230) E(100*..200)	D(200*) E(100*..260)	
47		A(500*..750) C(250)	A(2000*) B(250*..500) C(250..330)	B(250*..650) C(300) D(100*..200)	C(300) D(80*..180)	D(100*..250) E(70*..150)	D(100*..250) E(80*..200)	E(200*..230)	
68		A(3000*) C(150)	B(250*..500) C(150..400) D(180)	B(250*..350*) C(200..250) D(100*..150)	C(180..250) D(70*..150) E(150)	D(70*..300) E(130*..200)	E(130*..200)		
100	B(300)	A(3000*) B(250*..300) C(150)	B(250*..300) C(150) D(130)	B(700*) C(100*..250) D(50*..100) E(100)	C(200*) D(60*..150) E(55*..100)	D(200*) E(100*..150)			
150		B(250*) C(200) D(100)	B(700*) C(150*..200) D(50*..100) E(100)	C(200*) D(50*..100) E(100)	D(100*..150) E(50*..100)				
220		B(500*) C(100) D(100)	C(100*..200) D(50*..100) E(80*..100)	D(50*..100) E(50*..100)	D(220*) E(80*..100)				
330		C(100*) D(100) E(100)	C(200*) D(45*..100) E(50*..100)	D(100*..150) E(40*..100)	E(100*)				
470		D(100) E(60)	D(100*..150) E(45*..100)	D(150*) E(50*..100)					
680		D(100*) E(40*..60*)	D(150*) E(45*..100)	E(100*)					
1000		E(60*..100*)	E(100*)						

V _R (VDC)	2.5	4	6.3	10	16	20	25	35	50
ESR (mW)									
40		E(680*)		E(330*)					
45			D(330*) E(470* 680*)						
50			D(150* 220*) E(330*)	D(100* 150* 220*) E (220* 330* 470*)	E(150*)				
55					E (100*)				
60		E(470 680*) 1000*)	E(470 680*)		D(100*)				
65			D(150*)	D(100*)					
70					D(68*)	D(68*) E(47*)			
80			D(150) E(220 330)	D(100) E (220 330 470)	D(47*) E(220*)		E(47*)		
100		C(220 330*) D(150 220 330 470 680 1000*) E(330)	C(220*) D(150 220 330 470) E(150 220 330 470 680 1000*)	C(100*) D(47 68 100 150 220 330) E(100 150 220 330 470 680)	D(68 100 150*) E(100 150 220 330*)	D(47*) E(100*)	D(33* 47*) E(33*)	D(15*) E(33*)	
120							E(47)		
130			D(100)		D(100 150)	E(47 68)	D(47) E(68*)	D(10*) E(22*)	
150		C(68 100)	C(68 100 150*) D(470 680)	D(68 330 470*)	D(47 68 100 150) E(68)	D(47 68) E(47 68 100)	D(33 47)	D(6.8*)	
180			D(68)	C(100)	C(68) D(47)		E(33)	E(22)	
200		C(150)	C(68 150 220 330*)	C(68 100 150*) D(47)	C(68 100*) D(33)	C(22 33) D(22 33 47 68 100*) E(33 68)	D(22 33) E(33 47 68)	D(22 33*) E(10 22 47*)	
220					D(220*)				
230					C(33)		D(15 22 33) E(22)		E(47)
250		C(47) B(100* 150*)	B(33* 47* 68* 100*) C(47)	B(33* 47* 68* 100*) C(68* 100)	C(22 68)	D(47)	D(47)	E(15 33)	E(15*)
260								D(10 15 22) E(10 15 22 33)	
280							C(22)		
300	B(100)	C(33) B(100)	B(100) C(33 47)	C(22* 33 47)	C(22 33 47)	D(68)	C(10 15)	D(4.7 6.8) E(6.8)	D(4.7 6.8) E(6.8 10 15)
330			C(47)						
350			B(68) C(33)	B(68*) C(22)	B(33*) C(22)			C(6.8 15*)	
380		C(22)	B(22*) C(22)	C(22 33)					

V _R (VDC)	2.5	4	6.3	10	16	20	25	35	50
ESR (mW)									
400			B(47) C(68)	B(22* 47) C(10 15)	B(22*) C(15)	C(15)		C(10)	D(6.8)
450				B(15*)	C(10)	C(10)	C(10)		
480						C(6.8)			
500	A(47*) B(220*)		A(22*) B(22 33 47 68)	B(47)	B(10* 15*)	B(10* 15*)	C(6.8)	C(4.7)	
530							C(4.7)		
550				B(33)				C(3.3)	
600			A(33*) B(33)	B(10* 15)	B(6.8*)	B(6.8*)			
650				B(33 47)	B(10 15)				
700			A(15*) B(15 150*)	B(22 100*)	B(22)		B(4.7* 6.8)	B(4.7*)	
750	A(47)			B(10)		B(4.7 6.8)	B(3.3* 4.7*) 10*)	B(2.2*)	
800			A(10*)	B(22)	B(4.7* 10 15)	B(10)	B(3.3 4.7)		
900				A(10*) B(15)	B(6.8)		B(2.2* 4.7)		
1000	A(33)	A(33)	A(33) B(10)	A(15*)	B(4.7)	B(4.7 6.8 10)	B(4.7 6.8)	B(3.3 4.7*)	
1200				B(6.8 10)	B(6.8)		B(2.2 3.3)		
1300						B(3.3)			
1400				A(4.7*)					
1500	A(22)	A(15 22)	A(22)	A(22 33*) B(4.7)	A(6.8) B(4.7)	B(2.2)	A(3.3*) B(1.5)	A(2.2*) B(2.2)	C(1.5)
1600									C(1)
1700					A(10*)				
1800			A(6.8*)	A(2.2* 6.8* 15)	A(2.2*)	A(4.7*)			
2000	A(6.8 10 15)	A(6.8 10 15)	A(6.8 10 15 47*)	A(2.2 3.3 4.7 6.8 10)	A(4.7) B(3.3)	A(4.7 6.8*)		A(1.5*) B(1 1.5 2.2)	
2500					A(2.2 10 15)	A(3.3)		B(0.47 0.68)	
3000	A(3.3)	A(3.3 68* 100*)	A(3.3)		A(3.3)	A(1* 2.2)	A(1.5*)	A(1)	
3500	A(4.7)	A(4.7)	A(4.7)				A(2.2)		
4000							A(1* 1.5)	A(0.47* 0.68*)	
4500						A(1.5)			
5000	A(2.2)	A(2.2)	A(2.2)	A(1.5)	A(1 1.5)	A(1)	A(1)		
6000						A(0.68)	A(0.68)	A(0.33* 0.68)	
7000							A(0.47)	A(0.33 0.47)	
10000							A(0.33)		
13000								A(0.22)	
15000								A(0.15)	

Ordering code structure for SpeedPower series

B45	197A	1	157	+	4	0	*
Tantalum capacitor							
Series 197A = SpeedPower, Low ESR, tinned terminals 198R = SpeedPower, Low ESR, gold-plated terminals							
Rated voltage 0 = 4 V, 1 = 6.3 V, 2 = 10 V, 3 = 16 V, 4 = 20 V, 5 = 25 V, 6 = 35 V, 7 = 50 V							
Rated capacitance + exponent C [pF] · 10 ^x E.g.: 686 = 68 pF · 10 ⁶ = 68 μF, 157 = 15 pF · 10 ⁷ = 150 μF							
Capacitance tolerance M = ±20%, K = ±10%							
Case size 1 = A 2 = B 3 = C 4 = D 5 = E							
ESR quality 0 = standard							
Reel diameter 9 = 180 mm, 6 = 330 mm							

Ordering code structure for SpeedPower II series and SpeedPower III series

B45	0	02	D	337	*	+	106
Tantalum capacitor							
Series 0 = SpeedPower, Low ESR; Low Profile, Low ESR; tinned terminals 1 = SpeedPower, Low ESR; gold-plated terminals							
Rated voltage 02 = 2.5 V, 04 = 4 V, 06 = 6.3 V, 10 = 10 V, 16 = 16 V, 20 = 20 V, 25 = 25 V, 35 = 35 V, 50 = 50 V							
Case size A, B, C, D, E							
Rated capacitance + exponent C [pF] · 10 ^x 686 = 68 pF · 10 ⁶ = 68 μF, 157 = 15 pF · 10 ⁷ = 150 μF, 108 = 10 pF · 10 ⁸ = 1000 μF							
Reel diameter 9 = 180 mm, 6 = 330 mm							
Capacitance tolerance M = ±20%, K = ±10%							
ESR value + exponent R [nΩ] · 10 ^x E.g.: 106 = 10 nΩ · 10 ⁶ = 10 mΩ, 107 = 10 nΩ · 10 ⁷ = 100 mΩ, 108 = 10 nΩ · 10 ⁸ = 1000 mΩ, 109 = 10 nΩ · 10 ⁹ = 10000 mΩ,							

Technical data and ordering codes

C_R (20 °C, 120 Hz) μF	Case size	DF_{max} (20 °C, 120 Hz) %	$I_{\text{leak,max}}$ (20 °C, V_R , 5 min) μA	ESR_{max} (20 °C, 100 kHz) $\text{m}\Omega$	$I_{\text{AC,max}}$ (20 °C, 100 kHz) A	Ordering code
V_R (up to 85 °C) = 2.5 VDC, V_R (up to 125 °C) = 1.7 VDC						
2.2	A	6	0.5	5000	0.12	B45002A225*+508
3.3	A	6	0.5	3000	0.16	B45002A335*+308
4.7	A	6	0.5	3500	0.15	B45002A475*+358
6.8	A	6	0.5	2000	0.19	B45002A685*+208
10	A	6	0.5	2000	0.19	B45002A106*+208
15	A	6	0.5	2000	0.19	B45002A156*+208
22	A	8	0.6	1500	0.22	B45002A226*+158
33	A	10	0.8	1000	0.27	B45002A336*+108
100	B	8	2.5	300	0.53	B45002B107*+307
V_R (up to 85 °C) = 4 VDC, V_R (up to 125 °C) = 2.5 VDC						
2.2	A	6	0.5	5000	0.12	B45004A225*+508
3.3	A	6	0.5	3000	0.16	B45004A335*+308
4.7	A	6	0.5	3500	0.15	B45004A475*+358
6.8	A	6	0.5	2000	0.19	B45004A685*+208
10	A	6	0.5	2000	0.19	B45004A106*+208
15	A	6	0.6	1500	0.22	B45004A156*+158
15	A	6	0.6	2000	0.19	B45004A156*+208
22	A	8	0.9	1500	0.22	B45004A226*+158
22	C	6	0.9	380	0.54	B45004C226*+387
33	A	10	1.3	1000	0.27	B45004A336*+108
33	C	6	1.3	300	0.61	B45004C336*+307
47	A	10	1.9	500	0.39	B45004A476*+507 ●
47	A	10	1.9	750	0.32	B45004A476*+757
47	C	6	1.9	250	0.66	B45004C476*+257
68	A	30	2.7	3000	0.16	B45004A686*M308 ●
68	C	6	2.7	150	0.86	B45004C686*+157
100	A	30	4.0	3000	0.16	B45004A107*M308 ●
100	B	8	4.0	250	0.58	B45004B107*+257 ●
100	B	8	4.0	300	0.53	B45004B107*+307
100	C	8	4.0	150	0.86	B45004C107*+157
150	B	10	6.0	250	0.58	B45004B157*+257 ●
150	C	8	6.0	200	0.74	B45004C157*+207

● Preliminary Data

* = Code number for reel diameter
6 = 330-mm reel
9 = 180-mm reel

+ = Capacitance tolerance
M = $\pm 20\%$
K = $\pm 10\%$

C_R (20 °C, 120 Hz) μF	Case size	DF_{max} (20 °C, 120 Hz) %	$I_{leak,max}$ (20 °C, V_R , 5 min) μA	ESR_{max} (20 °C, 100 kHz) mΩ	$I_{AC,max}$ (20 °C, 100 kHz) A	Ordering code
150	D	8	6.0	100	1.22	B45004D157*+107
220	B	20	8.8	500	0.41	B45004B227*M507 ●
220	C	15	8.8	100	1.05	B45004C227*+107
220	D	8	8.8	100	1.22	B45004D227*+107
330	C	15	13.2	100	1.05	B45004C337*+107 ●
330	D	10	13.2	100	1.22	B45004D337*+107
330	E	8	13.2	100	1.28	B45004E337*+107
470	D	10	18.8	100	1.22	B45004D477*+107
470	E	8	18.8	60	1.66	B45004E477*+606
680	D	12	27.2	100	1.22	B45004D687*+107 ●
680	E	12	27.2	40	2.03	B45004E687*+406 ●
680	E	12	27.2	60	1.66	B45004E687*+606 ●
1000	E	15	40.0	60	1.66	B45004E108*+606 ●
1000	E	15	40.0	100	1.28	B45004E108*+107 ●

 V_R (up to 85 °C) = 6.3 VDC, V_R (up to 125 °C) = 4 VDC

2.2	A	6	0.5	5000	0.12	B45006A225*+508
3.3	A	6	0.5	3000	0.16	B45006A335*+308
4.7	A	6	0.5	3500	0.15	B45006A475*+358
6.8	A	6	0.5	1800	0.20	B45006A685*+188 ●
6.8	A	6	0.5	2000	0.19	B45006A685*+208
10	A	6	0.6	800	0.31	B45006A106*+807 ●
10	A	6	0.6	2000	0.19	B45006A106*+208
10	B	6	0.6	1000	0.29	B45197A1106+20*
15	A	6	0.9	700	0.33	B45006A156*+707 ●
15	A	6	0.9	2000	0.19	B45006A156*+208
15	B	6	0.9	700	0.35	B45197A1156+20*
22	A	8	1.4	500	0.39	B45006A226*+507 ●
22	A	8	1.4	1500	0.22	B45006A226*+158
22	B	6	1.4	380	0.47	B45006B226*+387 ●
22	B	6	1.4	500	0.41	B45006B226*+507
22	C	6	1.4	380	0.54	B45197A1226+30*
33	A	10	2.1	600	0.35	B45006A336*+607 ●
33	A	10	2.1	1000	0.27	B45006A336*+108
33	B	6	2.1	250	0.58	B45006B336*+257 ●

● Preliminary Data

* = Code number for reel diameter
6 = 330-mm reel
9 = 180-mm reel

+ = Capacitance tolerance
M = ±20%
K = ±10%

C_R (20 °C, 120 Hz) μF	Case size	DF_{max} (20 °C, 120 Hz) %	$I_{leak,max}$ (20 °C, V_R , 5 min) μA	ESR_{max} (20 °C, 100 kHz) mΩ	$I_{AC,max}$ (20 °C, 100 kHz) A	Ordering code
33	B	6	2.1	500	0.41	B45006B336*+507
33	B	6	2.1	600	0.35	B45197A1336+20*
33	C	6	2.1	300	0.61	B45006C336*+307
33	C	6	2.1	350	0.56	B45197A1336+30*
47	A	15	3.0	2000	0.19	B45006A476*M208 ●
47	B	6	3.0	250	0.58	B45006B476*+257 ●
47	B	6	3.0	400	0.46	B45006B476*+407
47	B	6	3.0	500	0.41	B45197A1476+20*
47	C	6	3.0	250	0.66	B45006C476*+257
47	C	6	3.0	300	0.61	B45006C476*+307
47	C	6	3.0	330	0.58	B45197A1476+30*
68	B	6	4.3	250	0.58	B45006B686*+257 ●
68	B	6	4.3	350	0.49	B45006B686*+357
68	B	6	4.3	500	0.41	B45197A1686+20*
68	C	6	4.3	150	0.86	B45006C686*+157
68	C	6	4.3	200	0.74	B45006C686*+207
68	C	6	4.3	400	0.52	B45197A1686+30*
68	D	6	4.3	180	0.93	B45197A1686+40*
100	B	8	6.3	250	0.58	B45006B107*+257 ●
100	B	8	6.3	300	0.53	B45006B107*+307
100	C	8	6.3	150	0.86	B45197A1107+30*
100	D	8	6.3	130	1.10	B45197A1107+40*
150	B	15	9.5	700	0.35	B45006B157*M707 ●
150	C	8	9.5	150	0.86	B45006C157*+157 ●
150	C	8	9.5	200	0.74	B45006C157*+207
150	D	8	9.5	50	1.73	B45006D157*+506 ●
150	D	8	9.5	65	1.52	B45006D157*+656 ●
150	D	8	9.5	80	1.37	B45006D157*+806
150	D	8	9.5	100	1.22	B45197A1157+40*
150	E	8	9.5	100	1.28	B45197A1157+50*
220	C	15	13.9	100	1.05	B45006C227*+107 ●
220	C	15	13.9	200	0.74	B45197A1227+30*
220	D	10	13.9	50	1.73	B45006D227*+506 ●
220	D	8	13.9	100	1.22	B45197A1227+40*

● Preliminary Data

* = Code number for reel diameter
6 = 330-mm reel
9 = 180-mm reel

+ = Capacitance tolerance
M = ±20%
K = ±10%

C_R (20 °C, 120 Hz) μF	Case size	DF_{\max} (20 °C, 120 Hz) %	$I_{\text{leak,max}}$ (20 °C, V_R , 5 min) μA	ESR_{\max} (20 °C, 100 kHz) $\text{m}\Omega$	$I_{AC,\max}$ (20 °C, 100 kHz) A	Ordering code
220	E	8	13.9	80	1.44	B45006E227*+806
220	E	8	13.9	100	1.28	B45197A1227+50*
330	C	15	20.8	200	0.74	B45006C337*+207 ●
330	D	12	20.8	45	1.83	B45006D337*+456 ●
330	D	12	20.8	100	1.22	B45197A1337+40*
330	E	12	20.8	50	1.82	B45006E337*+506 ●
330	E	8	20.8	80	1.44	B45006E337*+806
330	E	8	20.8	100	1.28	B45197A1337+50*
470	D	15	29.6	100	1.22	B45006D477*+107
470	D	15	29.6	150	1.00	B45197A1477+40*
470	E	12	29.6	45	1.91	B45006E477*+456 ●
470	E	12	29.6	60	1.66	B45006E477*+606
470	E	12	29.6	100	1.28	B45197A1477+50*
680	D	15	42.8	150	1.00	B45006D687*+157 ●
680	E	15	42.8	45	1.91	B45006E687*+456 ●
680	E	15	42.8	60	1.66	B45006E687*+606 ●
680	E	15	42.8	100	1.28	B45197A1687+50*
1000	E	20	63.0	100	1.28	B45197A1108+50* ●
V_R (up to 85 °C) = 10 VDC, V_R (up to 125 °C) = 6.3 VDC						
1.5	A	6	0.5	5000	0.12	B45010A155*+508
2.2	A	6	0.5	1800	0.20	B45010A225*+188 ●
2.2	A	6	0.5	2000	0.19	B45010A225*+208
3.3	A	6	0.5	2000	0.19	B45010A335*+208
4.7	A	6	0.5	1400	0.23	B45010A475*+148 ●
4.7	A	6	0.5	2000	0.19	B45010A475*+208
4.7	B	6	0.5	1500	0.24	B45197A2475+20*
6.8	A	6	0.7	1800	0.20	B45010A685*+188 ●
6.8	A	6	0.7	2000	0.19	B45010A685*+208
6.8	B	6	0.7	1200	0.27	B45197A2685+20*
10	A	6	1.0	900	0.29	B45010A106*+907 ●
10	A	6	1.0	2000	0.19	B45010A106*+208
10	B	6	1.0	600	0.38	B45010B106*+607 ●
10	B	6	1.0	750	0.34	B45010B106*+757
10	B	6	1.0	1200	0.27	B45197A2106+20*

● Preliminary Data

 * = Code number for reel diameter
 6 = 330-mm reel
 9 = 180-mm reel

 + = Capacitance tolerance
 M = $\pm 20\%$
 K = $\pm 10\%$

C_R (20 °C, 120 Hz) μF	Case size	DF_{max} (20 °C, 120 Hz) %	$I_{leak,max}$ (20 °C, V_R , 5 min) μA	ESR_{max} (20 °C, 100 kHz) mΩ	$I_{AC,max}$ (20 °C, 100 kHz) A	Ordering code
10	C	6	1.0	400	0.52	B45197A2106+30*
15	A	6	1.5	1000	0.27	B45010A156*+108 ●
15	A	6	1.5	1800	0.20	B45010A156*+188
15	B	6	1.5	450	0.43	B45010B156*+457 ●
15	B	6	1.5	600	0.38	B45010B156*+607
15	B	6	1.5	900	0.31	B45197A2156+20*
15	C	6	1.5	400	0.52	B45197A2156+30*
22	A	8	2.2	1500	0.22	B45010A226*+158
22	B	6	2.2	400	0.46	B45010B226*+407 ●
22	B	6	2.2	700	0.35	B45010B226*+707
22	B	6	2.2	800	0.31	B45197A2226+20*
22	C	6	2.2	300	0.61	B45010C226*+307 ●
22	C	6	2.2	350	0.56	B45010C226*+357
22	C	6	2.2	380	0.54	B45197A2226+30*
33	A	10	3.3	1500	0.22	B45010A336*M158 ●
33	B	6	3.3	250	0.58	B45010B336*+257 ●
33	B	6	3.3	550	0.39	B45010B336*+557
33	B	6	3.3	650	0.36	B45197A2336+20*
33	C	6	3.3	300	0.61	B45010C336*+307
33	C	6	3.3	380	0.54	B45197A2336+30*
47	B	8	4.7	250	0.58	B45010B476*+257 ●
47	B	8	4.7	400	0.46	B45010B476*+407
47	B	8	4.7	500	0.41	B45010B476*+507
47	B	8	4.7	650	0.36	B45197A2476+20*
47	C	6	4.7	300	0.61	B45197A2476+30*
47	D	6	4.7	100	1.22	B45010D476*+107
47	D	6	4.7	200	0.87	B45197A2476+40*
68	B	8	6.8	250	0.58	B45010B686*+257 ●
68	B	8	6.8	350	0.49	B45010B686*+357 ●
68	C	6	6.8	200	0.74	B45010C686*+207
68	C	6	6.8	250	0.66	B45197A2686+30*
68	D	6	6.8	100	1.22	B45010D686*+107
68	D	6	6.8	150	1.00	B45197A2686+40*
100	B	12	10.0	700	0.35	B45010B107*M707 ●

● Preliminary Data

* = Code number for reel diameter
 6 = 330-mm reel
 9 = 180-mm reel

+ = Capacitance tolerance
 M = ±20%
 K = ±10%

C_R (20 °C, 120 Hz) μF	Case size	DF_{max} (20 °C, 120 Hz) %	$I_{leak,max}$ (20 °C, V_R , 5 min) μA	ESR_{max} (20 °C, 100 kHz) mΩ	$I_{AC,max}$ (20 °C, 100 kHz) A	Ordering code
100	C	8	10.0	100	1.05	B45010C107*+107 ●
100	C	8	10.0	180	0.78	B45010C107*+187
100	C	8	10.0	200	0.74	B45010C107*+207
100	C	8	10.0	250	0.66	B45197A2107+30*
100	D	8	10.0	50	1.73	B45010D107*+506 ●
100	D	8	10.0	65	1.52	B45010D107*+656 ●
100	D	8	10.0	80	1.37	B45010D107*+806
100	D	8	10.0	100	1.22	B45197A2107+40*
100	E	8	10.0	100	1.28	B45197A2107+50*
150	C	10	15.0	200	0.74	B45010C157*+207 ●
150	D	8	15.0	50	1.73	B45010D157*+506 ●
150	D	8	15.0	100	1.22	B45197A2157+40*
150	E	8	15.0	100	1.28	B45197A2157+50*
220	D	10	22.0	50	1.73	B45010D227*+506 ●
220	D	10	22.0	100	1.22	B45197A2227+40*
220	E	8	20.0	50	1.82	B45010E227*+506 ●
220	E	10	22.0	80	1.44	B45010E227*+806
220	E	8	22.0	100	1.28	B45197A2227+50*
330	D	12	33.0	100	1.22	B45010D337*+107
330	D	12	33.0	150	1.00	B45197A2337+40*
330	E	10	33.0	40	2.03	B45010E337*+406 ●
330	E	10	33.0	50	1.82	B45010E337*+506 ●
330	E	10	33.0	80	1.44	B45010E337*+806
330	E	10	33.0	100	1.28	B45197A2337+50*
470	D	15	47.0	150	1.00	B45010D477*+157 ●
470	E	12	47.0	50	1.82	B45010E477*+506 ●
470	E	12	47.0	80	1.44	B45010E477*+806
470	E	12	47.0	100	1.28	B45197A2477+50*
680	E	15	68.0	100	1.28	B45010E687*+107 ●
V_R (up to 85 °C) = 16 VDC, V_R (up to 125 °C) = 10 VDC						
1	A	6	0.5	5000	0.12	B45016A105*+508
1.5	A	6	0.5	5000	0.12	B45016A155*+508
2.2	A	6	0.5	1800	0.20	B45016A225*+188 ●
2.2	A	6	0.5	2500	0.17	B45016A225*+258

● Preliminary Data

* = Code number for reel diameter
 6 = 330-mm reel
 9 = 180-mm reel

+ = Capacitance tolerance
 M = ±20%
 K = ±10%

C_R (20 °C, 120 Hz) μF	Case size	DF_{max} (20 °C, 120 Hz) %	$I_{leak,max}$ (20 °C, V_R , 5 min) μA	ESR_{max} (20 °C, 100 kHz) mΩ	$I_{AC,max}$ (20 °C, 100 kHz) A	Ordering code
3.3	A	6	0.5	3000	0.16	B45016A335*+308
3.3	B	6	0.5	2000	0.21	B45197A3335+20*
4.7	A	6	0.8	2000	0.19	B45016A475*+208
4.7	B	6	0.8	800	0.33	B45016B475*+807 ●
4.7	B	6	0.8	1000	0.29	B45016B475*+108
4.7	B	6	0.8	1500	0.24	B45197A3475+20*
6.8	A	6	1.1	1500	0.22	B45016A685*+158
6.8	B	6	1.1	600	0.38	B45016B685*+607 ●
6.8	B	6	1.1	900	0.31	B45016B685*+907
6.8	B	6	1.1	1200	0.27	B45197A3685+20*
10	A	6	1.6	1700	0.21	B45016A106*+178 ●
10	A	6	1.6	2500	0.17	B45016A106*+258
10	B	6	1.6	500	0.41	B45016B106*+507 ●
10	B	6	1.6	650	0.36	B45016B106*+657
10	B	6	1.6	800	0.31	B45197A3106+20*
10	C	6	1.6	450	0.49	B45197A3106+30*
15	A	8	2.4	2500	0.17	B45016A156*+258 ●
15	B	6	2.4	500	0.41	B45016B156*+507 ●
15	B	6	2.4	650	0.36	B45016B156*+657
15	B	6	2.4	800	0.33	B45197A3156+20*
15	C	6	2.4	400	0.52	B45197A3156+30*
22	B	6	3.5	400	0.46	B45016B226*+407 ●
22	B	6	3.5	700	0.35	B45016B226*+707
22	C	6	3.5	250	0.66	B45016C226*+257
22	C	6	3.5	300	0.61	B45016C226*+307
22	C	6	3.5	350	0.56	B45197A3226+30*
33	B	8	5.3	350	0.49	B45016B336*+357 ●
33	C	6	5.3	230	0.69	B45016C336*+237
33	C	6	5.3	300	0.61	B45197A3336+30*
33	D	6	5.3	200	0.87	B45197A3336+40*
47	C	6	7.5	300	0.61	B45197A3476+30*
47	D	6	7.5	80	1.37	B45016D476*+806 ●
47	D	6	7.5	150	1.00	B45016D476*+157
47	D	6	7.5	180	0.93	B45197A3476+40*

● Preliminary Data

* = Code number for reel diameter
 6 = 330-mm reel
 9 = 180-mm reel

+ = Capacitance tolerance
 M = ±20%
 K = ±10%

C_R (20 °C, 120 Hz) μF	Case size	DF_{max} (20 °C, 120 Hz) %	$I_{\text{leak,max}}$ (20 °C, V_R , 5 min) μA	ESR_{max} (20 °C, 100 kHz) m Ω	$I_{\text{AC,max}}$ (20 °C, 100 kHz) A	Ordering code
68	C	6	10.9	180	0.78	B45016C686*+187
68	C	6	10.9	200	0.74	B45016C686*+207
68	C	6	10.9	250	0.66	B45197A3686+30*
68	D	6	10.9	70	1.46	B45016D686*+706 ●
68	D	6	10.9	100	1.22	B45016D686*+107
68	D	6	10.9	150	1.00	B45197A3686+40*
68	E	6	10.9	150	1.05	B45197A3686+50*
100	C	10	16.0	200	0.74	B45016C107*+207 ●
100	D	8	16.0	60	1.58	B45016D107*+606 ●
100	D	8	16.0	100	1.22	B45016D107*+107
100	D	8	16.0	130	1.07	B45016D107*+137
100	D	8	16.0	150	1.00	B45197A3107+40*
100	E	8	16.0	55	1.73	B45016E107*+556 ●
100	E	8	16.0	100	1.28	B45197A3107+50*
150	D	8	24.0	100	1.22	B45016D157*+107 ●
150	D	10	24.0	130	1.07	B45016D157*+137
150	D	10	24.0	150	1.00	B45197A3157+40*
150	E	8	24.0	50	1.82	B45016E157*+506 ●
150	E	8	24.0	100	1.28	B45197A3157+50*
220	D	12	35.2	220	0.87	B45016D227*+227 ●
220	E	10	35.2	80	1.44	B45016E227*+806 ●
220	E	10	35.2	100	1.28	B45197A3227+50*
330	E	12	52.8	100	1.28	B45016E337*+107 ●

 V_R (up to 85 °C) = 20 VDC, V_R (up to 125 °C) = 13 VDC

0.68	A	6	0.5	6000	0.11	B45020A684*+608
1	A	6	0.5	3000	0.16	B45020A105*+308 ●
1	A	6	0.5	5000	0.12	B45020A105*+508
1.5	A	6	0.5	4500	0.13	B45020A155*+458
2.2	A	6	0.5	3000	0.16	B45020A225*+308
2.2	B	6	0.5	1500	0.24	B45197A4225+20*
3.3	A	6	0.7	2500	0.17	B45020A335*+258
3.3	B	6	0.7	1300	0.26	B45197A4335+20*
4.7	A	6	0.9	1800	0.20	B45020A475*+188 ●
4.7	A	6	0.9	2000	0.19	B45020A475*+208

● Preliminary Data

* = Code number for reel diameter
6 = 330-mm reel
9 = 180-mm reel

+ = Capacitance tolerance
M = $\pm 20\%$
K = $\pm 10\%$

C_R (20 °C, 120 Hz) μF	Case size	DF_{max} (20 °C, 120 Hz) %	$I_{leak,max}$ (20 °C, V_R , 5 min) μA	ESR_{max} (20 °C, 100 kHz) mΩ	$I_{AC,max}$ (20 °C, 100 kHz) A	Ordering code
4.7	B	6	0.9	750	0.34	B45020B475*+757
4.7	B	6	0.9	1000	0.29	B45197A4475+20*
6.8	A	6	1.4	2000	0.19	B45020A685*+208 ●
6.8	B	6	1.4	600	0.38	B45020B685*+607 ●
6.8	B	6	1.4	750	0.34	B45020B685*+757
6.8	B	6	1.4	1000	0.29	B45197A4685+20*
6.8	C	6	1.4	480	0.48	B45197A4685+30*
10	B	6	2.0	500	0.41	B45020B106*+507 ●
10	B	6	2.0	800	0.33	B45020B106*+807
10	B	6	2.0	1000	0.29	B45197A4106+20*
10	C	6	2.0	450	0.49	B45197A4106+30*
15	B	6	3.0	500	0.41	B45020B156*+507 ●
15	C	6	3.0	400	0.52	B45197A4156+30*
22	C	6	4.4	200	0.74	B45020C226*+207
22	D	6	4.4	200	0.87	B45197A4226+40*
33	C	6	6.6	200	0.74	B45020C336*+207
33	D	6	6.6	200	0.87	B45197A4336+40*
33	E	6	6.6	200	0.91	B45197A4336+50*
47	D	6	9.4	100	1.22	B45020D476*+107 ●
47	D	6	9.4	150	1.00	B45020D476*+157
47	D	6	9.4	200	0.87	B45020D476*+207
47	D	6	9.4	250	0.77	B45197A4476+40*
47	E	6	9.4	70	1.54	B45020E476*+706 ●
47	E	6	9.4	130	1.13	B45020E476*+137
47	E	6	9.4	150	1.05	B45197A4476+50*
68	D	6	13.6	70	1.46	B45020D686*+706 ●
68	D	6	13.6	150	1.00	B45020D686*+157
68	D	6	13.6	200	0.87	B45020D686*+207
68	D	6	13.6	300	0.71	B45197A4686+40*
68	E	6	13.6	130	1.13	B45020E686*+137
68	E	6	13.6	150	1.05	B45020E686*+157
68	E	6	13.6	200	0.91	B45197A4686+50*
100	D	8	20.0	200	0.87	B45020D107*+207 ●
100	E	8	20.0	100	1.28	B45020E107*+107 ●

● Preliminary Data

* = Code number for reel diameter
6 = 330-mm reel
9 = 180-mm reel

+ = Capacitance tolerance
M = ±20%
K = ±10%

C_R (20 °C, 120 Hz) μF	Case size	DF_{max} (20 °C, 120 Hz) %	$I_{\text{leak,max}}$ (20 °C, V_R , 5 min) μA	ESR_{max} (20 °C, 100 kHz) $\text{m}\Omega$	$I_{\text{AC,max}}$ (20 °C, 100 kHz) A	Ordering code
100	E	8	20.0	150	1.05	B45197A4107+50*
V_R (up to 85 °C) = 25 VDC, V_R (up to 125 °C) = 16 VDC						
0.33	A	4	0.5	10000	0.09	B45025A334*+109
0.47	A	4	0.5	7000	0.10	B45025A474*+708
0.68	A	4	0.5	6000	0.11	B45025A684*+608
1	A	4	0.5	4000	0.14	B45025A105*+408 ●
1	A	4	0.5	5000	0.12	B45025A105*+508
1.5	A	6	0.5	3000	0.16	B45025A155*+308 ●
1.5	A	6	0.5	4000	0.14	B45025A155*+408
1.5	B	4	0.5	1500	0.24	B45197A5155+20*
2.2	A	6	0.6	3500	0.15	B45025A225*+358
2.2	B	4	0.6	900	0.31	B45025B225*+907 ●
2.2	B	4	0.6	1200	0.27	B45197A5225+20*
3.3	A	6	0.8	1500	0.22	B45025A335*+158 ●
3.3	B	4	0.8	750	0.34	B45025B335*+757 ●
3.3	B	4	0.8	800	0.33	B45025B335*+807
3.3	B	4	0.8	1200	0.27	B45197A5335+20*
4.7	B	4	1.2	700	0.35	B45025B475*+707 ●
4.7	B	4	1.2	750	0.34	B45025B475*+757 ●
4.7	B	4	1.2	800	0.33	B45025B475*+807
4.7	B	4	1.2	900	0.31	B45025B475*+907
4.7	B	4	1.2	1000	0.29	B45197A5475+20*
4.7	C	6	1.2	530	0.46	B45197A5475+30*
6.8	B	6	1.7	700	0.35	B45025B685*+707
6.8	B	6	1.7	1000	0.29	B45197A5685+20*
6.8	C	6	1.7	500	0.47	B45197A5685+30*
10	B	6	2.5	750	0.34	B45025B106*+757 ●
10	C	6	2.5	300	0.61	B45025C106*+307
10	C	6	2.5	450	0.49	B45197A5106+30*
15	C	6	3.8	300	0.61	B45025C156*+307
15	D	6	3.8	230	0.81	B45197A5156+40*
22	C	6	5.5	280	0.63	B45025C226*+287
22	D	6	5.5	200	0.87	B45025D226*+207
22	D	6	5.5	230	0.81	B45197A5226+40*

● Preliminary Data

 * = Code number for reel diameter
 6 = 330-mm reel
 9 = 180-mm reel

 + = Capacitance tolerance
 M = $\pm 20\%$
 K = $\pm 10\%$

C _R (20 °C, 120 Hz) μF	Case size	DF _{max} (20 °C, 120 Hz) %	I _{leak,max} (20 °C, V _R , 5 min) μA	ESR _{max} (20 °C, 100 kHz) mΩ	I _{AC,max} (20 °C, 100 kHz) A	Ordering code
22	E	6	5.5	230	0.85	B45197A5226+50*
33	D	6	8.3	100	1.22	B45025D336*+107 ●
33	D	6	8.3	150	1.00	B45025D336*+157
33	D	6	8.3	200	0.87	B45025D336*+207
33	D	6	8.3	230	0.81	B45197A5336+40*
33	E	6	8.3	100	1.28	B45025E336*+107 ●
33	E	6	8.3	180	0.96	B45025E336*+187
33	E	6	8.3	200	0.91	B45197A5336+50*
47	D	6	11.8	100	1.22	B45025D476*+107 ●
47	D	6	11.8	130	1.07	B45025D476*+137
47	D	6	11.8	150	1.00	B45025D476*+157
47	D	6	11.8	250	0.77	B45197A5476+40*
47	E	6	11.8	80	1.44	B45025E476*+806 ●
47	E	6	11.8	120	1.17	B45025E476*+127
47	E	6	11.8	200	0.91	B45197A5476+50*
68	E	6	17.0	130	1.13	B45025E686*+137 ●
68	E	6	17.0	200	0.91	B45197A5686+50*

V_R (up to 85 °C) = 35 VDC, V_R (up to 125 °C) = 23 VDC

0.15	A	4	0.5	15000	0.07	B45035A154*+159
0.22	A	4	0.5	13000	0.08	B45035A224*+139
0.33	A	4	0.5	6000	0.11	B45035A334*+608 ●
0.33	A	4	0.5	7000	0.10	B45035A334*+708
0.47	A	4	0.5	4000	0.14	B45035A474*+408 ●
0.47	A	4	0.5	7000	0.10	B45035A474*+708
0.47	B	4	0.2	2500	0.18	B45197A6474+20*
0.68	A	4	0.5	4000	0.14	B45035A684*+408 ●
0.68	A	4	0.5	6000	0.11	B45035A684*+608
0.68	B	4	0.2	2500	0.18	B45197A6684+20*
1	A	4	0.5	3000	0.16	B45035A105*+308
1	B	4	0.4	2000	0.21	B45197A6105+20*
1.5	A	6	0.5	2000	0.19	B45035A155*+208 ●
1.5	B	6	0.5	2000	0.21	B45197A6155+20*
2.2	A	6	0.8	1500	0.22	B45035A225*+158 ●
2.2	B	6	0.8	750	0.34	B45035B225*+757 ●

● Preliminary Data

* = Code number for reel diameter
 6 = 330-mm reel
 9 = 180-mm reel

+ = Capacitance tolerance
 M = ±20%
 K = ±10%

C_R (20 °C, 120 Hz) μF	Case size	DF_{max} (20 °C, 120 Hz) %	$I_{leak,max}$ (20 °C, V_R , 5 min) μA	ESR_{max} (20 °C, 100 kHz) mΩ	$I_{AC,max}$ (20 °C, 100 kHz) A	Ordering code
2.2	B	6	0.8	1500	0.24	B45035B225*+158
2.2	B	6	0.8	2000	0.21	B45197A6225+20*
3.3	B	6	1.2	1000	0.29	B45035B335*+108
3.3	C	6	1.2	550	0.45	B45197A6335+30*
4.7	B	6	1.6	700	0.35	B45035B475*+707 ●
4.7	B	6	1.6	1000	0.29	B45035B475*+108 ●
4.7	C	6	1.6	500	0.47	B45035C475*+507
4.7	D	6	1.6	300	0.71	B45197A6475+40*
6.8	C	6	2.4	350	0.56	B45035C685*+357
6.8	D	6	2.4	150	1.00	B45035D685*+157 ●
6.8	D	6	2.4	300	0.71	B45197A6685+40*
6.8	E	6	2.4	300	0.74	B45197A6685+50*
10	C	6	3.5	400	0.52	B45035C106*+407
10	D	6	3.5	130	1.07	B45035D106*+137 ●
10	D	6	3.5	260	0.76	B45197A6106+40*
10	E	6	3.5	200	0.91	B45035E106*+207
10	E	6	3.5	260	0.80	B45197A6106+50*
15	C	6	5.3	350	0.56	B45035C156*+357 ●
15	D	6	5.3	100	1.22	B45035D156*+107 ●
15	D	6	5.3	260	0.76	B45197A6156+40*
15	E	6	5.3	250	0.81	B45035E156*+257
15	E	6	5.3	260	0.80	B45197A6156+50*
22	D	6	7.7	200	0.87	B45035D226*+207
22	D	6	7.7	260	0.76	B45197A6226+40*
22	E	6	7.7	130	1.13	B45035E226*+137 ●
22	E	6	7.7	180	0.96	B45035E226*+187
22	E	6	7.7	200	0.91	B45035E226*+207
22	E	6	7.7	260	0.80	B45197A6226+50*
33	D	6	11.6	200	0.87	B45035D336*+207 ●
33	E	6	11.6	100	1.28	B45035E336*+107 ●
33	E	6	11.6	250	0.81	B45035E336*+257
33	E	6	11.6	260	0.80	B45197A6336+50*
47	E	6	16.5	200	0.91	B45035E476*+207 ●
47	E	6	16.5	230	0.85	B45197A6476+50*

● Preliminary Data

* = Code number for reel diameter
 6 = 330-mm reel
 9 = 180-mm reel

+ = Capacitance tolerance
 M = ±20%
 K = ±10%

C_R (20 °C, 120 Hz) μF	Case size	DF_{max} (20 °C, 120 Hz) %	$I_{\text{leak,max}}$ (20 °C, V_R , 5 min) μA	ESR_{max} (20 °C, 100 kHz) $\text{m}\Omega$	$I_{\text{AC,max}}$ (20 °C, 100 kHz) A	Ordering code
V_R (up to 85 °C) = 50 VDC, V_R (up to 125 °C) = 33 VDC						
1	C	6	0.5	1600	0.26	B45050C105*+168
1.5	C	6	0.8	1500	0.27	B45050C155*+158
4.7	D	6	2.4	300	0.71	B45197A7475+40*
6.8	D	6	3.4	300	0.71	B45050D685*+307
6.8	D	6	3.4	400	0.61	B45197A7685+50*
6.8	E	6	3.4	300	0.74	B45197A7685+50*
10	E	6	5.0	300	0.74	B45197A7106+50*
15	E	6	7.5	250	0.81	B45050E156*+257 ●
15	E	6	7.5	300	0.74	B45197A7156+50*

● Preliminary Data

* = Code number for reel diameter

6 = 330-mm reel

9 = 180-mm reel

+ = Capacitance tolerance

M = $\pm 20\%$

K = $\pm 10\%$

Cautions and warnings

When using tantalum capacitors with a manganese dioxide coating, the following cautions and warnings should be taken into account:

Polarity

Because tantalum capacitors are *polar capacitors*, it is important to observe their polarity markings (positive pole on the anode, negative pole on the cathode). Any incorrect polarity resulting from the sum of the AC and DC voltage components must be smaller than or equal to the permitted *polarity reversal voltage*. To avoid reducing their reliability, this voltage may only occur for a short time, at most five times for a duration of one minute per hour.

Voltage

The *maximum continuous voltage* depends on the ambient temperature. Within the temperature range of -55 to $+85$ °C, the rated voltage is equal to the maximum continuous voltage. Between $+85$ and $+125$ °C the maximum continuous voltage must be reduced linearly from the full rated voltage to 2/3 of it (derating). At 150 °C (only B4519*P series) the voltage must be reduced to 1/2 and at 175 °C (only B4519*T series) to 1/3 of the rated voltage. Operation below the maximum continuous voltage has a positive effect on the capacitor's failure rate. The maximum continuous voltage must not be exceeded.

All unfavorable operating conditions (such as possible line overvoltages, unfavorable tolerances of the transformation ratio of the line transformer in the equipment, repeated overvoltages when the equipment is switched on, high ambient temperatures) must be taken into account when determining the *operating voltage*.

The *surge voltage* is the maximum voltage (peak value) that may be applied to the capacitor for short periods, at most five times for a total duration of up to 1 minute per hour. The surge voltage must not be applied for periodic charging and discharging in the course of normal operation and cannot be part of the operating voltage. The permissible surge voltage for all capacitors in this data book is $1.3 \times$ the rated voltage. The occurrence of voltage impulses (transient voltages) that exceed the surge voltage may lead to irreparable damage.

Capacitance

The actual *capacitance* of a capacitor can deviate from the rated capacitance by as much as the full magnitude of the tolerance at delivery. The capacitance varies with the temperature (at $+125$ °C $+12\%$ up to $+20\%$) and decreases with increasing frequency.

Low-resistance applications and voltage networks

For *low-resistance applications*, KEMET recommends a maximum operating voltage of half the permissible maximum continuous voltage, so that the capacitors have sufficient tolerance to withstand voltage peaks. Depending on the conditions of use, the early failure rate is higher here by a factor of 2 to 20 than in the range with a constant failure rate as specified in the data book.

When operated directly in a *voltage network*, the capacitor should be protected against overvoltage, e.g. by a suppressor diode, and against polarity reversal by a diode. If a capacitor is operated in an unprotected low-impedance circuit and fails because the permissible conditions for the forward DC voltage, reverse DC voltage, surge current, power dissipation or temperature are exceeded, the continued current flow through the overstressed capacitor may produce overheating. The overheated capacitor may damage the surrounding components and the circuit board.

Storage conditions

Capacitors with solid electrolyte may be stored at temperatures down to -80 °C . The upper *storage temperature* must not exceed $+85\text{ °C}$ (for blister tape the temperature limit is $+40\text{ °C}$). The storage conditions should not exceed $+40\text{ °C}$ and 70% R. H. A drypack is useful to prevent the effects of humidity.

The following applies to all products named in this publication:

1. Some parts of this publication contain **statements about the suitability of our products for certain areas of application**. These statements are based on our knowledge of typical requirements that are often placed on our products in the areas of application concerned. We nevertheless expressly point out **that such statements cannot be regarded as binding statements about the suitability of our products for a particular customer application**. As a rule, KEMET is either unfamiliar with individual customer applications or less familiar with them than the customers themselves. For these reasons, it is always ultimately incumbent on the customer to check and decide whether a KEMET product with the properties described in the product specification is suitable for use in a particular customer application.
2. We also point out that **in individual cases, a malfunction of passive electronic components or failure before the end of their usual service life cannot be completely ruled out in the current state of the art, even if they are operated as specified**. In customer applications requiring a very high level of operational safety and especially in customer applications in which the malfunction or failure of a passive electronic component could endanger human life or health (e.g. in accident prevention or life-saving systems), it must therefore be ensured by means of suitable design of the customer application or other action taken by the customer (e.g. installation of protective circuitry or redundancy) that no injury or damage is sustained by third parties in the event of malfunction or failure of a passive electronic component.
3. **The warnings, cautions and product-specific notes must be observed.**
4. In order to satisfy certain technical requirements, **some of the products described in this publication may contain substances subject to restrictions in certain jurisdictions (e.g. because they are classed as “hazardous”)**. Should you have any more detailed questions, please contact our sales offices.
5. We constantly strive to improve our products. Consequently, **the products described in this publication may change from time to time**. The same is true of the corresponding product specifications. Please check therefore to what extent product descriptions and specifications contained in this publication are still applicable before or when you place an order.
We also **reserve the right to discontinue production and delivery of products**. Consequently, we cannot guarantee that all products named in this publication will always be available.
6. Unless otherwise agreed in individual contracts, **all orders are subject to the current version of the “General Terms of Delivery for Products and Services in the Electrical Industry” published by the German Electrical and Electronics Industry Association (ZVEI)**.