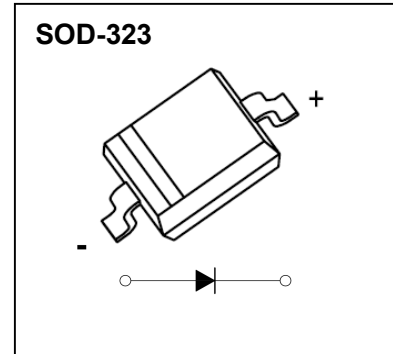


SOD-323 Plastic-Encapsulate Diodes

FEATURES

- High Current Rectifier Schottky Diode with Low V_F Drop
- Low Voltage, Low Inductance
- For Power Supply
- For Detection and Step-up-Conversion

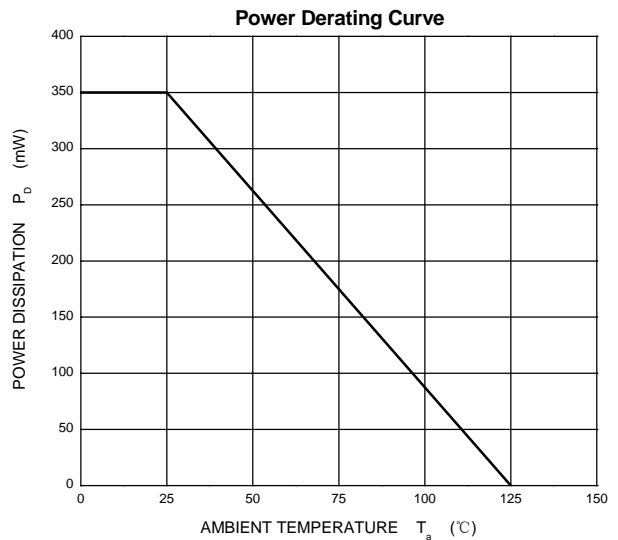
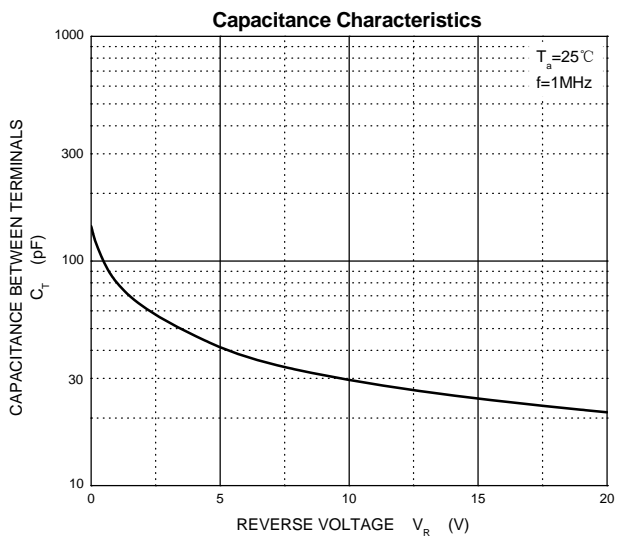
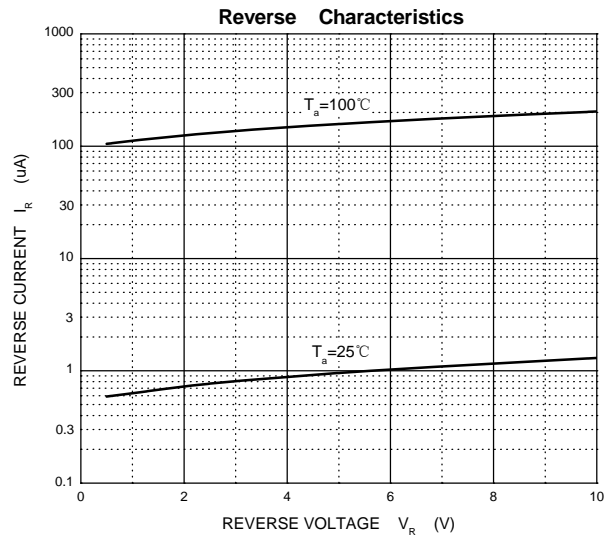
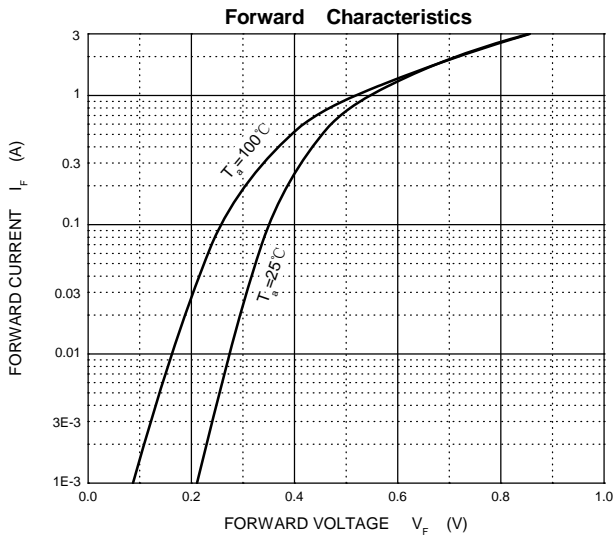


MAXIMUM RATINGS ($T_a=25^{\circ}\text{C}$ unless otherwise noted)

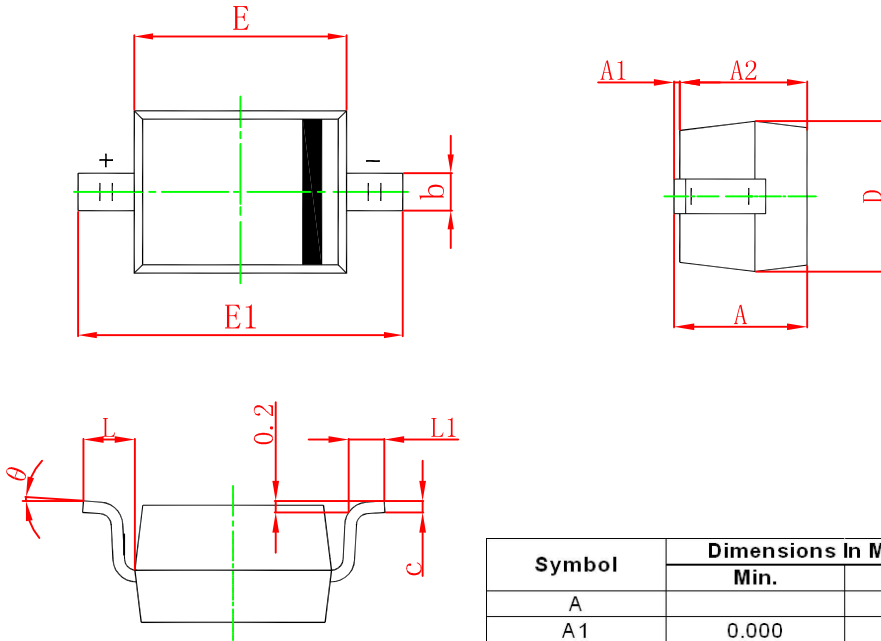
Symbol	Parameter	Value	Unit
V_R	DC Blocking Voltage	10	V
I_F	Forward Current	3	A
I_{FSM}	Non-repetitive Peak Forward Surge Current @ $t=8.3\text{ms}$	5	
P_D	Power Dissipation	350	mW
$R_{\theta JA}$	Thermal Resistance from Junction to Ambient	286	$^{\circ}\text{C/W}$
T_j	Junction Temperature	125	$^{\circ}\text{C}$
T_{stg}	Storage Temperature	-55~+150	$^{\circ}\text{C}$

ELECTRICAL CHARACTERISTICS($T_a=25^{\circ}\text{C}$ unless otherwise specified)

Parameter	Symbol	Test conditions	Min	Typ	Max	Unit
Reverse voltage	$V_{(BR)}$	$I_R=1\text{mA}$	10			V
Reverse current	I_R	$V_R=5\text{V}$			15	μA
		$V_R=8\text{V}$			25	μA
Forward voltage	V_F	$I_F=100\text{mA}$			0.38	V
		$I_F=500\text{mA}$			0.5	
		$I_F=1000\text{mA}$			0.6	
Total capacitance	C_{tot}	$V_R=5\text{V}, f=1\text{MHz}$		30		pF

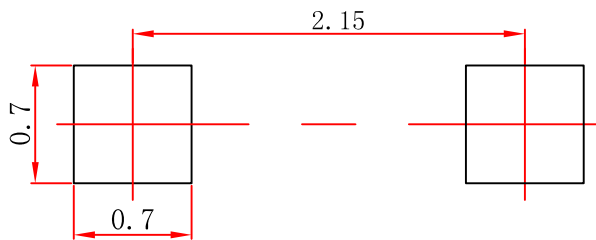


SOD-323 Package Outline Dimensions



Symbol	Dimensions In Millimeters		Dimensions In Inches	
	Min.	Max.	Min.	Max.
A		1.000		0.039
A1	0.000	0.100	0.000	0.004
A2	0.800	0.900	0.031	0.035
b	0.250	0.350	0.010	0.014
c	0.080	0.150	0.003	0.006
D	1.200	1.400	0.047	0.055
E	1.600	1.800	0.063	0.071
E1	2.550	2.750	0.100	0.108
L	0.475 REF.		0.019 REF.	
L1	0.250	0.400	0.010	0.016
θ	0° - 8°		0° - 8°	

SOD-323 Suggested Pad Layout



- Note:**
1. Controlling dimension: in millimeters.
 2. General tolerance: $\pm 0.05\text{mm}$.
 3. The pad layout is for reference purposes only.