



BD540S~BD5200S

SURFACE MOUNT SCHOTTKY BARRIER RECTIFIERS

VOLTAGE 40 to 200 Volts **CURRENT** 5 Amperes

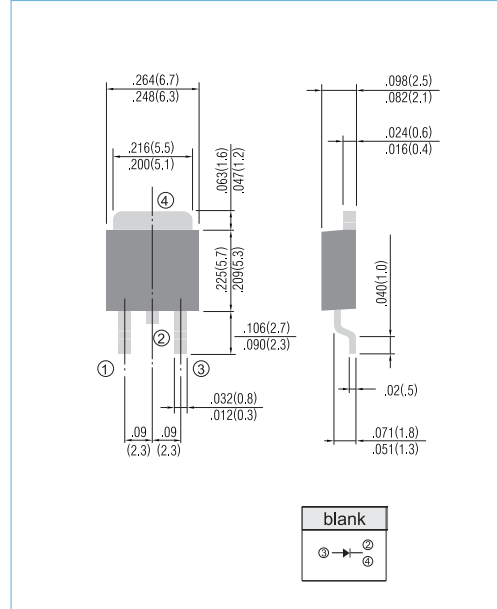
FEATURES

- Plastic package has Underwriters Laboratory Flammability Classification 94V-O
- For surface mounted applications
- Low profile package
- Built-in strain relief
- Low power loss, High efficiency
- High surge capacity
- For use in low voltage high frequency inverters, free wheeling, and polarity protection applications
- In compliance with EU RoHS 2002/95/EC directives

MECHANICAL DATA

- Case: TO-252 molded plastic
- Terminals: Solder plated, solderable per MIL-STD-750, Method 2026
- Polarity: As marking
- Weight: 0.0104 ounces, 0.297 grams.

TO-252 Unit: inch (mm)



MAXIMUM RATINGS AND ELECTRICAL CHARACTERISTICS

Ratings at 25°C ambient temperature unless otherwise specified. Resistive or inductive load.

PARAMETER	SYMBOL	BD540S	BD545S	BD550S	BD560S	BD580S	BD590S	BD5100S	BD5150S	BD5200S	UNITS
Maximum Recurrent Peak Reverse Voltage	V_{RRM}	40	45	50	60	80	90	100	150	200	V
Maximum RMS Voltage	V_{RMS}	28	31.5	35	42	56	63	70	105	140	V
Maximum DC Blocking Voltage	V_{DC}	40	45	50	60	80	90	100	150	200	V
Average Rectified Output Current (See Figure 1)	$I_{F(AV)}$	5.0									A
Non-Repetitive Peak Forward Surge Current : 8.3ms single half sine-wave superimposed on rated load	I_{FSM}	100									A
Forward Voltage at 5.0A	V_F	0.70		0.74		0.80		0.9		V	
Peak Reverse Current $T_j=25^\circ\text{C}$ at Rated DC Blocking Voltage $T_j=100^\circ\text{C}$	I_R	0.05 20									mA
Typical Thermal Resistance(Note 2)	$R_{\theta JC}$	5.0									$^\circ\text{C} / \text{W}$
Operating Junction and Storage Temperature Range	T_j, T_{STG}	-55 to +150				-65 to +175				$^\circ\text{C}$	



BD540S~BD5200S

RATING AND CHARACTERISTIC CURVES

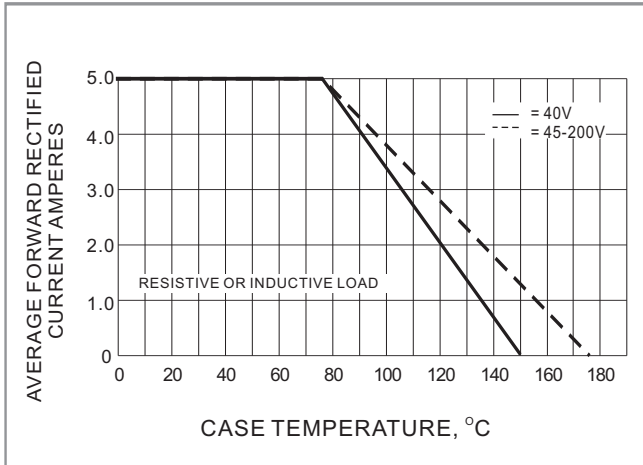


Fig. 1- FORWARD CURRENT DERATING CURVE

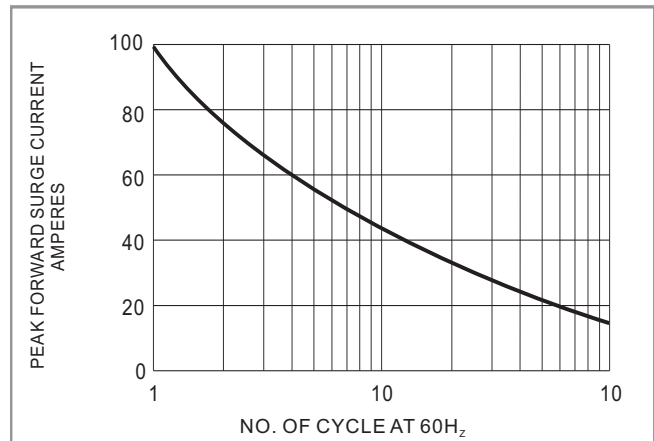


Fig. 2 -MAXIMUM NON-REPETITIVE SURGE CURRENT

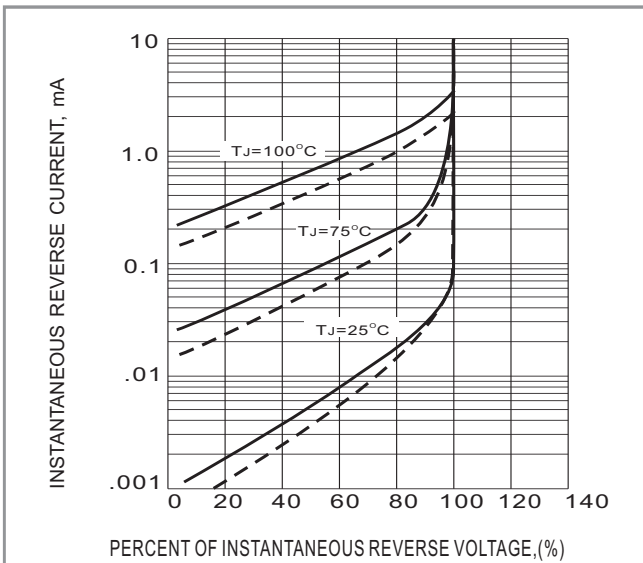


Fig. 3-TYPICAL REVERSE CHARACTERISTIC

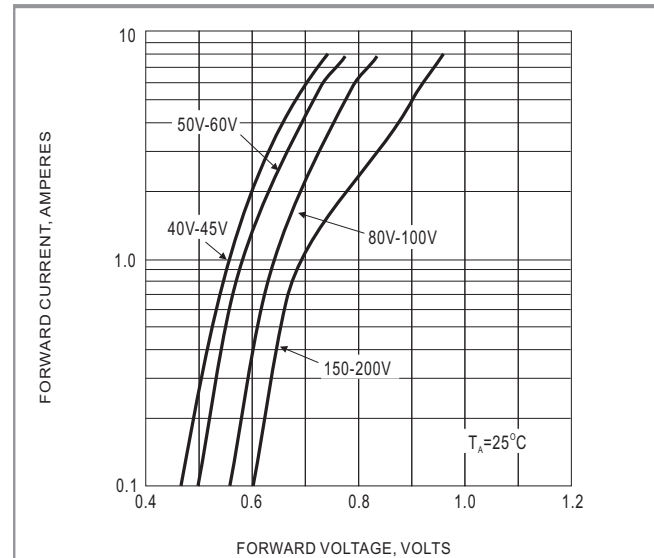
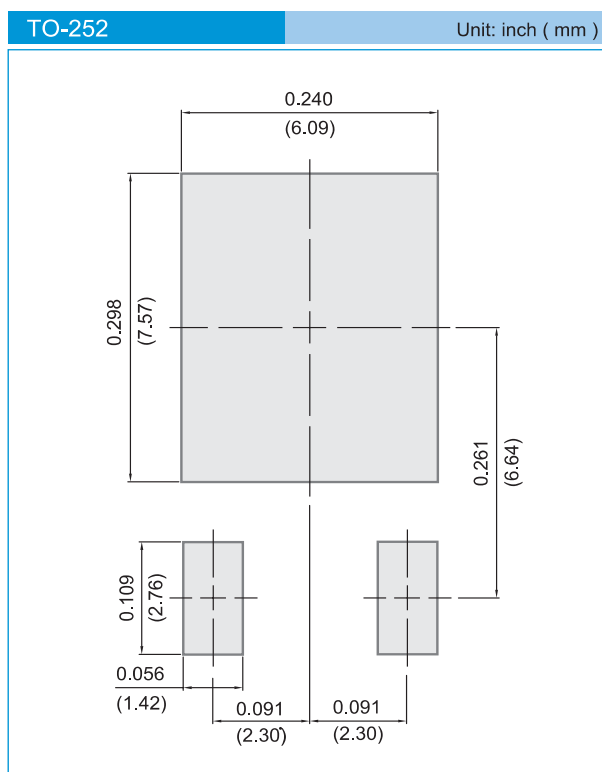


Fig. 4- TYPICAL INSTANTANEOUS FORWARD CHARACTERISTIC



BD540S~BD5200S

MOUNTING PAD LAYOUT



ORDER INFORMATION

- Packing information
T/R - 3K per 13" plastic Reel

LEGAL STATEMENT

Copyright PanJit International, Inc 2010

The information presented in this document is believed to be accurate and reliable. The specifications and information herein are subject to change without notice. Pan Jit makes no warranty, representation or guarantee regarding the suitability of its products for any particular purpose. Pan Jit products are not authorized for use in life support devices or systems. Pan Jit does not convey any license under its patent rights or rights of others.