

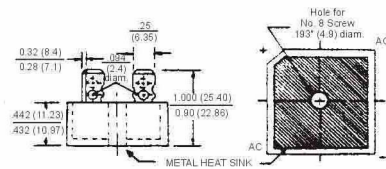
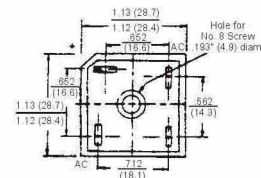
RoHS Compliant Product

A suffix of "-C" specifies halogen & lead-free

● FEATURES

- Surge overload 240 ~ 400 Amperes peak
- Low forward voltage drop
- Mounting Position : Any
- Electrically isolated base – 2000 volts
- Solderable 0.25" FASTON terminals
- Materials used carries U/L recognition

**TERMINALS/
PLASTIC**



BR

● MAXIMUM RATINGS AND ELECTRICAL CHARACTERISTICS

Rating 25 °C ambient temperature unless otherwise specified.
Single phase, half wave, 60Hz, resistive or inductive load,
For capacitive load, derate current by 20%.

TYPE NUMBER	BR								UNITS		
	10005	1001	1002	1004	1006	1008	1010				
	15005	1501	1502	1504	1506	1508	1510				
	25005	2501	2502	2504	2506	2508	2510				
	35005	3501	3502	3504	3506	3508	3510				
Maximum Recurrent Peak Reverse Voltage	50	100	200	400	600	800	1000	V			
Maximum RMS Bridge Input Voltage	35	70	140	280	420	560	700	V			
Maximum Average Forward Rectified Output Current @Tc=55 °C	BR	10	BR	15	BR	25	BR	35	BR	50	A
Peak Forward Surge Current 8.3ms single half sine-wave Super imposed on rated load	BR	240	BR	300	BR	300	BR	400	BR	400	A
Maximum Forward Voltage Drop per element At 5.0/7.5/12.5/17.5/25.0A Peak	1.0								V		
Maximum Reverse Current at Rate DC Blocking Voltage per element @TA=25°C	10								µA		
Operating Temperature Range Tc	-40 to +125								°C		
Storage Temperature Range TA	-40 to +125								°C		

● RATING AND CHARACTERISTIC CURVES

FIG. 1 - MAXIMUM FORWARD SURGE CURRENT

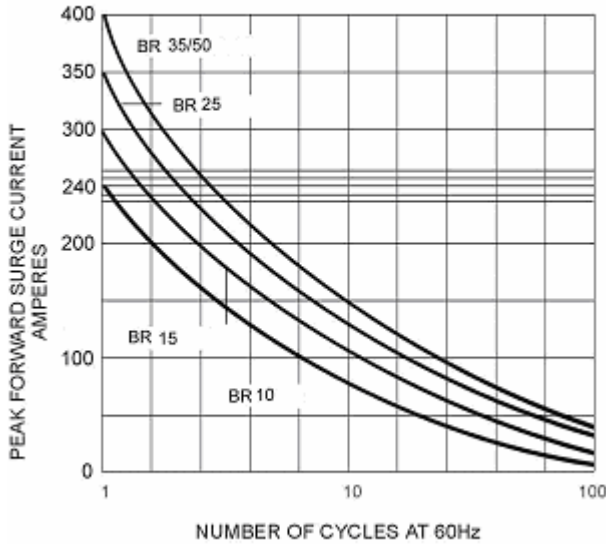


FIG. 2 - DERATING CURVE OUTPUT RECTIFIED CURRENT

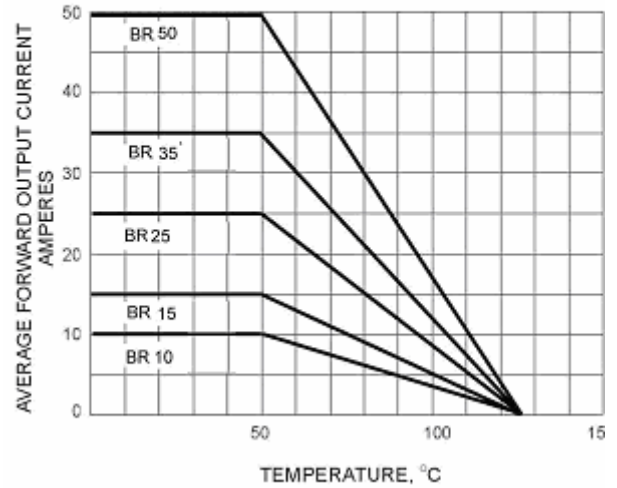


FIG. 3 - TYPICAL FORWARD CHARACTERISTICS

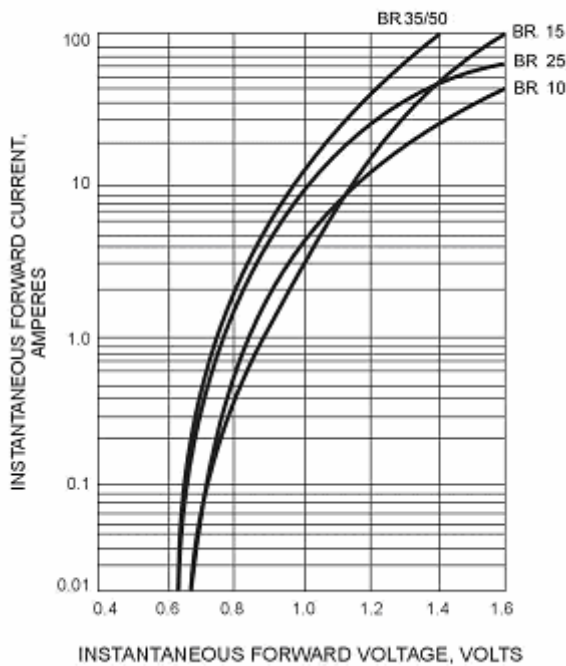


FIG. 4 - TYPICAL REVERSE CHARACTERISTICS

