

# BY296 - BY299

**PRV : 100 - 800 Volts**  
**Io : 2.0 Amperes**

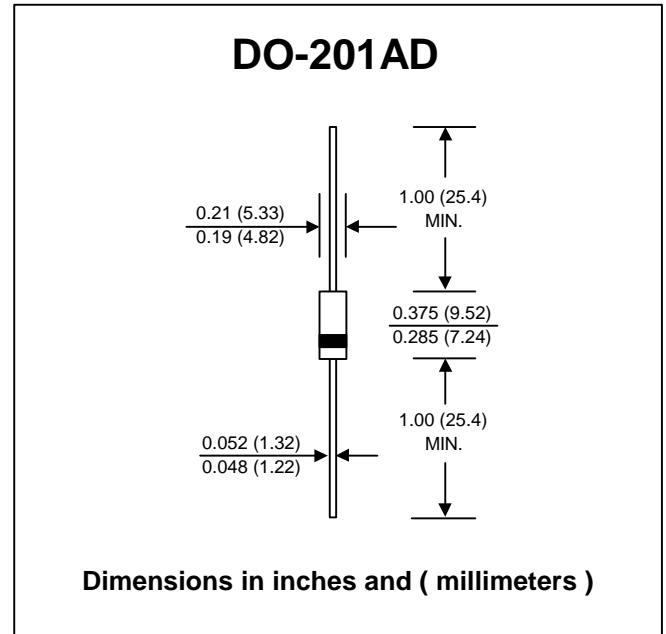
## FEATURES :

- \* High current capability
- \* High surge current capability
- \* High reliability
- \* Low reverse current
- \* Low forward voltage drop
- \* Fast switching for high efficiency
- \* Pb / RoHS Free

## MECHANICAL DATA :

- \* Case : DO-201AD Molded plastic
- \* Epoxy : UL94V-O rate flame retardant
- \* Lead : Axial lead solderable per MIL-STD-202, Method 208 guaranteed
- \* Polarity : Color band denotes cathode end
- \* Mounting position : Any
- \* Weight : 1.16 grams

# FAST RECOVERY RECTIFIER DIODES



## MAXIMUM RATINGS AND ELECTRICAL CHARACTERISTICS

Rating at 25 °C ambient temperature unless otherwise specified.  
 Single phase, half wave, 60 Hz, resistive or inductive load.  
 For capacitive load, derate current by 20%.

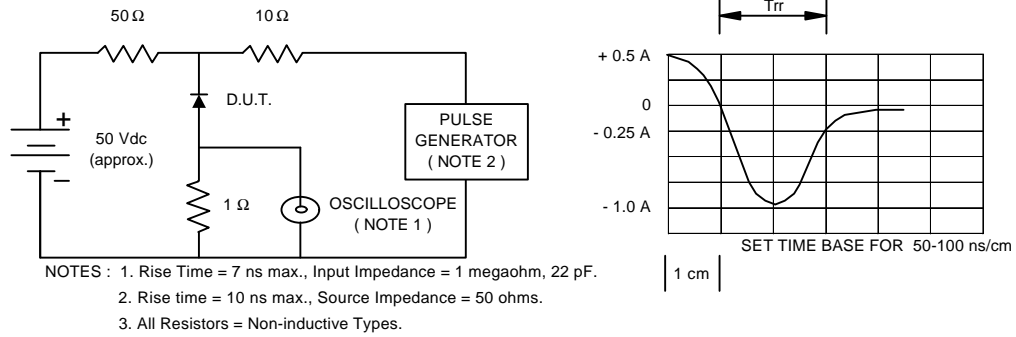
RATING	SYMBOL	BY296	BY297	BY298	BY299	UNIT
Maximum Recurrent Peak Reverse Voltage	VRRM	100	200	400	800	V
Maximum RMS Voltage	VRMS	70	140	280	560	V
Maximum DC Blocking Voltage	VDC	100	200	400	800	V
Maximum Average Forward Current 0.375"(9.5mm) Lead Length Ta = 50 °C	IF(AV)	2.0				A
Peak Forward Surge Current, 8.3ms Single half sine wave Superimposed on rated load (JEDEC Method)	IFSM	70				A
Maximum Peak Forward Voltage at IF = 2.0 Amps.	VF	1.3				V
Maximum DC Reverse Current Ta = 25 °C at Rated DC Blocking Voltage Ta = 100 °C	IR	10				µA
	IR(H)	500				µA
Maximum Reverse Recovery Time ( Note 1 )	Trr	250				ns
Typical Junction Capacitance ( Note 2 )	CJ	28				pf
Junction Temperature Range	TJ	- 50 to + 125				°C
Storage Temperature Range	TSTG	- 50 to + 150				°C

### Notes :

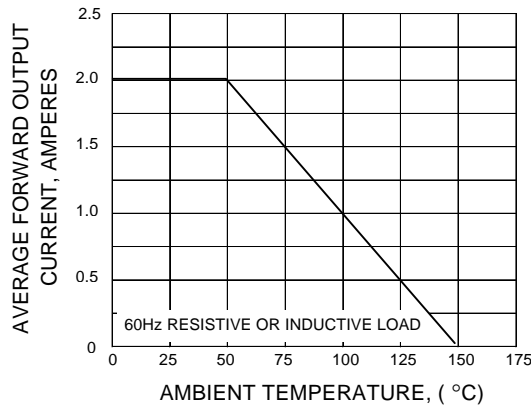
- ( 1 ) Reverse Recovery Test Conditions : IF = 0.5 A, IR = 1.0 A, Irr = 0.25 A.
- ( 2 ) Measured at 1.0 MHz and applied reverse voltage of 4.0 Vdc

## RATING AND CHARACTERISTIC CURVES ( BY296 - BY299 )

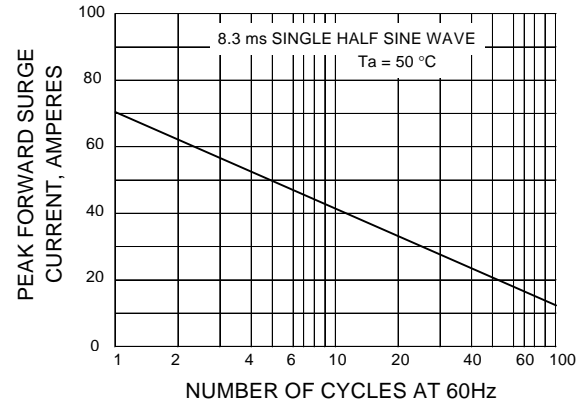
**FIG.1 - REVERSE RECOVERY TIME CHARACTERISTIC AND TEST CIRCUIT DIAGRAM**



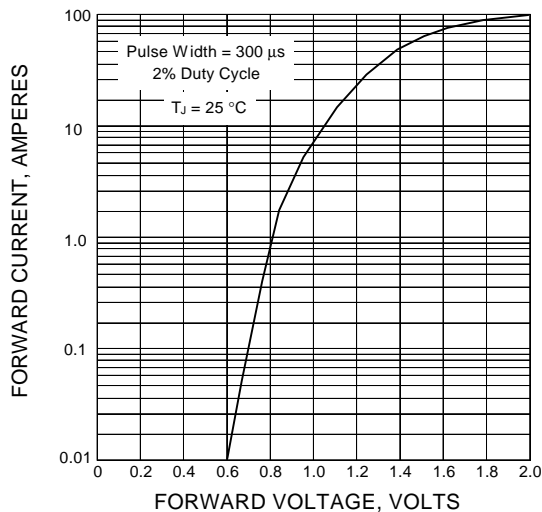
**FIG.2 - DERATING CURVE FOR OUTPUT RECTIFIED CURRENT**



**FIG.3 - MAXIMUM NON-REPETITIVE PEAK FORWARD SURGE CURRENT**



**FIG.4 - TYPICAL FORWARD CHARACTERISTICS**



**FIG.5 - TYPICAL REVERSE CHARACTERISTICS**

