

CD41__99C, CS41__99C,
 CC41__99C, CN41__99C
 Single & Dual Diode Isolated
 POW-R-BLOK™ Module
 100 Amperes / Up to 1800 Volts

Description:

Powerex Single and Dual Diode Modules are designed for use in applications requiring rectification and isolated packaging. The modules are isolated for easy mounting with other components on a common heatsink.

Features:

- Electrically Isolated Heatsinking
- Compression bonded construction
- Low Thermal Impedance for Improved Current Capability
- RoHS Compliant
- UL Recognized (E78240)

Benefits:

- No Additional Insulation Components Required
- Easy Installation
- No Clamping Components Required
- Reduce Engineering Time

Applications:

- Power Supplies
- Bridge Circuits
- AC & DC Motor Drives
- Battery Supplies
- Large IGBT Circuit Front Ends
- Lighting Control
- Heat & Temperature Control
- Welders

Outline Dimensions

Dimension	Inches	Millimeters
A	3.62	92
B	0.83	21
C	3.15	80
D	1.18	30
F	0.83	21
G	0.79	20
H	0.79	20
K	0.24	6.2
L	0.63	16
M	0.51	13
N	0.33	8.5
U	M5	M5

Note: Dimensions are for reference only.

Ordering Information:

Select the complete nine digit module part number from the table below.
 Example: CD411699C is a 1600Volt, 100 Ampere Dual Diode Isolated POW-R-BLOK™ Module

Type	Voltage Volts (x100)	Current Amperes	Version
CD41	08	99	C
CS41	12	(100 A)	
CC41	14		
	16		
CN41	18		



CD41__99C, CS41__99C
CC41__99C, CN41__99C

Powerex, Inc., 173 Pavilion Lane, Youngwood, Pennsylvania 15697 (724) 925-7272
<http://www.pwr.com>

POW-R-BLOK™
Single & Dual Diode Isolated Module
100 Amperes / Up to 1800 Volts

Absolute Maximum Ratings

Characteristics	Conditions	Symbol		Units
Repetitive Peak Reverse Blocking Voltage		V_{RRM}	up to 1800	V
Non-Repetitive Peak Reverse Blocking Voltage (t < 5 msec)		V_{RSM}	$V_{RRM} + 200$	V
RMS Forward Current	180° Conduction, $T_C=104^{\circ}C$	$I_{F(RMS)}$	157	A
Average Forward Current	180° Conduction, $T_C=104^{\circ}C$	$I_{F(AV)}$	100	A
Peak One Cycle Surge Current, Non-Repetitive	50 Hz, 60% V_{RRM} reapplied, $T_j=150^{\circ}C$	I_{FSM}	2,600	A
I^2t for Fusing for One Cycle, 10 milliseconds	50 Hz, 60% V_{RRM} reapplied, $T_j=150^{\circ}C$	I^2t	34,400	$A^2 \text{ sec}$
Operating Temperature		T_J	-40 to +150	$^{\circ}C$
Storage Temperature		T_{stg}	-40 to +150	$^{\circ}C$
Max. Mounting Torque, M5 Mounting Screw on Terminals			35 4	in.-Lb. Nm
Max. Mounting Torque, Module to Heatsink			53 6	in.-Lb. Nm
Module Weight, Typical			160	g
			5.64	oz.
V Isolation @ 25C	50 – 60 Hz, 1 minute	V_{rms}	2500	V

Information presented is based upon manufacturers testing and projected capabilities.
 This information is subject to change without notice.
 The manufacturer makes no claim as to the suitability of use, reliability, capability,
 or future availability of this product.



CD41__99C, CS41__99C
CC41__99C, CN41__99C

Powerex, Inc., 173 Pavilion Lane, Youngwood, Pennsylvania 15697 (724) 925-7272
<http://www.pwr.com>

POW-R-BLOK™
Single & Dual Diode Isolated Module
100 Amperes / Up to 1800 Volts

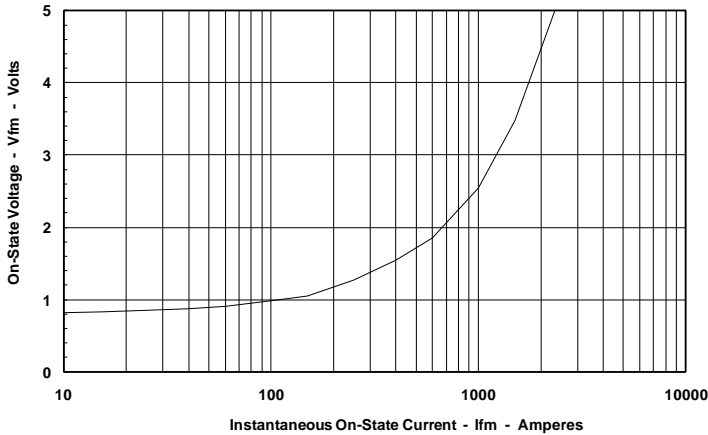
Electrical Characteristics, T_J=25°C unless otherwise specified

Characteristics	Symbol	Test Conditions	Min.	Max.	Units
Repetitive Peak Reverse Leakage Current	I _{RRM}	Up to V _{RRM} , T _J =150°C		8	mA
Peak On-State Voltage	V _{FM}	I _{FM} =330A		1.45	V
Threshold Voltage, Low-level	V _{(TO)1}	T _J = 150°C, I = 16.7% x πI _{T(AV)} to πI _{T(AV)}		0.8	V
Slope Resistance, Low-level	r _{T1}			1.74	mΩ

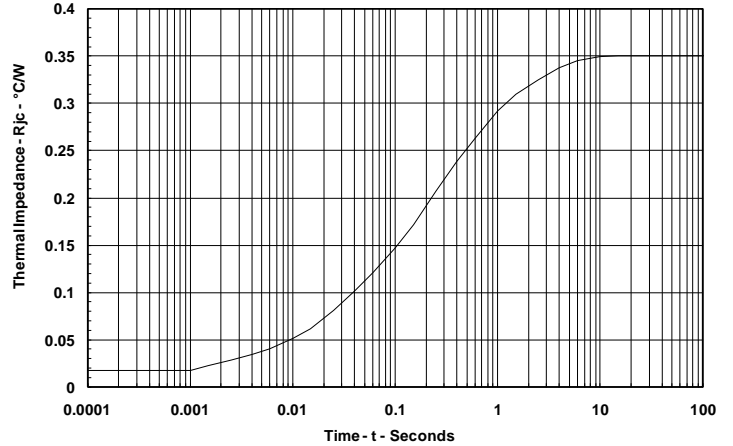
Thermal Characteristics

Characteristics	Symbol		Max.	Units
Thermal Resistance, Junction to Case DC Operation	R _{ΘJ-C}	Per Junction, both conducting	0.35	°C/W
Thermal Resistance, Case to Sink Lubricated	R _{ΘC-S}	Per Module	0.15	°C/W

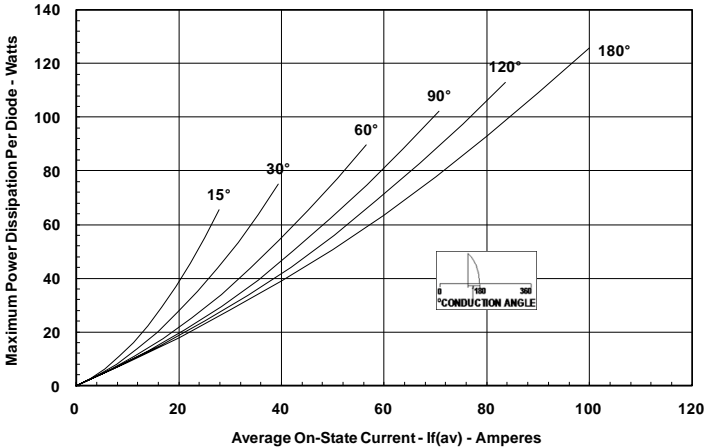
Maximum On-State Forward Voltage Drop
 (T_j = 150 °C)



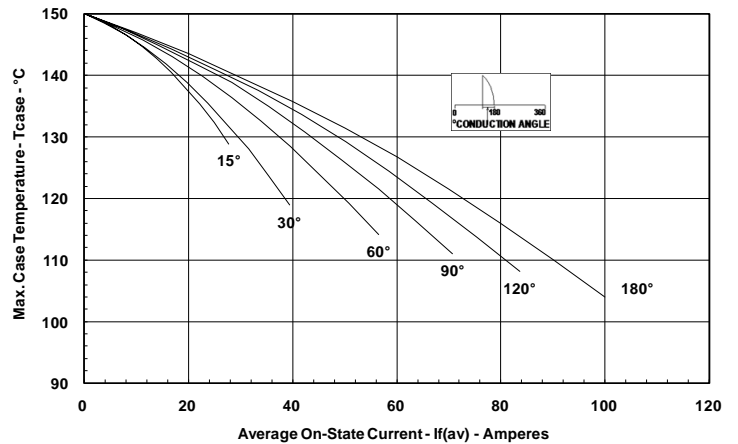
Maximum Transient Thermal Impedance
 (Junction to Case)



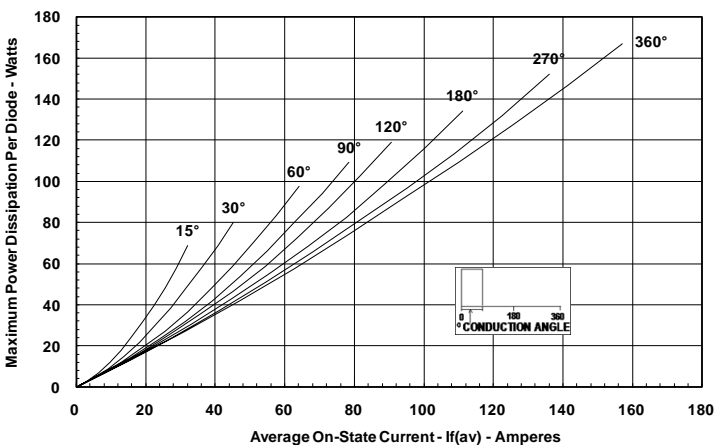
Maximum On-State Power Dissipation
 (Sinusoidal Waveform)



Maximum Allowable Case Temperature
 (Sinusoidal Waveform)



Maximum On-State Power Dissipation
 (Rectangular Waveform)



Maximum Allowable Case Temperature
 (Rectangular Waveform)

