

CDBH3-54/S/C/A-G

Reverse Voltage: 30 Volts
 Forward Current: 200mA
 RoHS Device

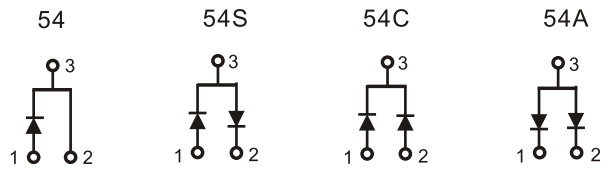
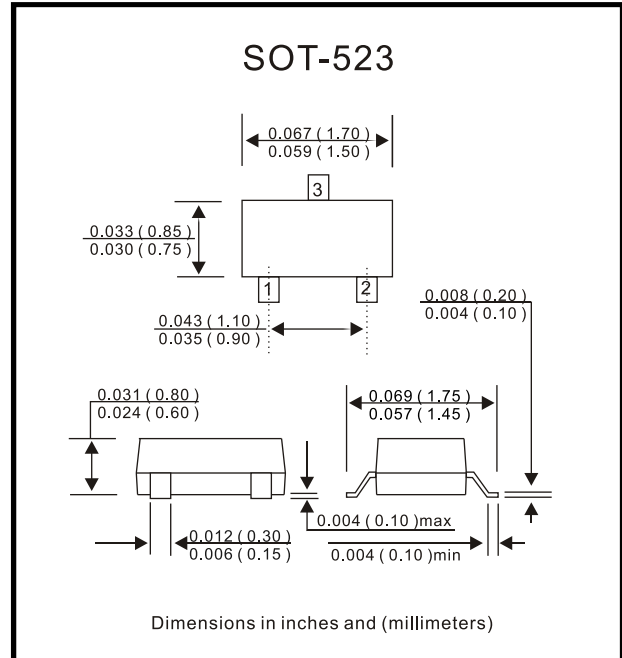


Features

- Designed for mounting on small surface.
- High speed switching application, circuit protection.
- Low forward voltage drop.

Mechanical data

- Case: SOT-23, molded plastic.
- Terminals: Solder plated, solderable per MIL-STD-750, method 208.
- Approx. weight: 0.002 gram



Maximum Ratings and Electrical Characteristics (at Ta = 25°C unless otherwise noted)

Parameter	Condition	Symbol	Value	Unit
Repetitive peak reverse voltage		V _{RRM}	30	V
Reverse voltage		V _R	30	V
Forward continue current		I _{FM}	200	mA
Surge peak forward current	T < 1.0 sec	I _{FSM}	0.6	A
Power dissipation		P _d	150	mW
Maximum forward voltage	@ I _F = 0.1 mA @ I _F = 1 mA @ I _F = 10 mA @ I _F = 30 mA @ I _F = 100mA	V _F	0.24 0.32 0.40 0.50 1.00	V
Maximum reverse current	@ V _R = 25V	I _R	2.0	uA
Max reverse recovery time	I _F =I _R =10mA, R _L =100 ohms	T _{rr}	5	nS
Maximum diode capacitance	V _R =1V, f=1MHz	C _T	10	pF
Max. junction temperature		T _j	125	°C
Storage temperature		T _{STG}	-65 to +125	°C

RATING AND CHARACTERISTIC CURVES (CDBH3-54/S/C/A-G)

Fig. 1 - Forward characteristics

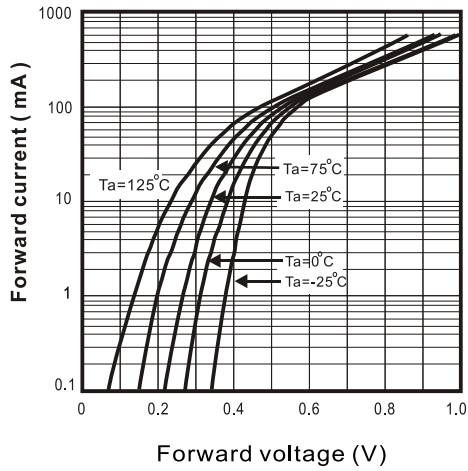


Fig. 2 - Reverse characteristics

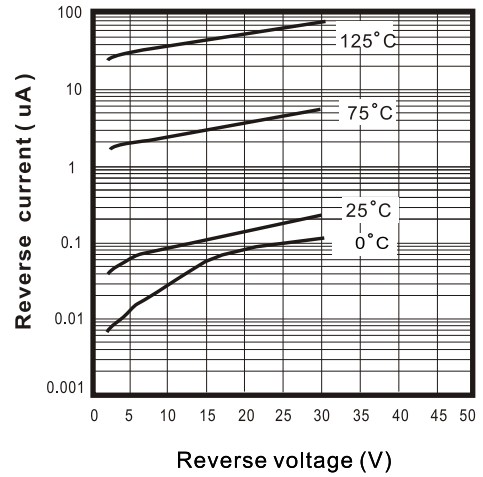


Fig. 3 - Capacitance between terminals characteristics

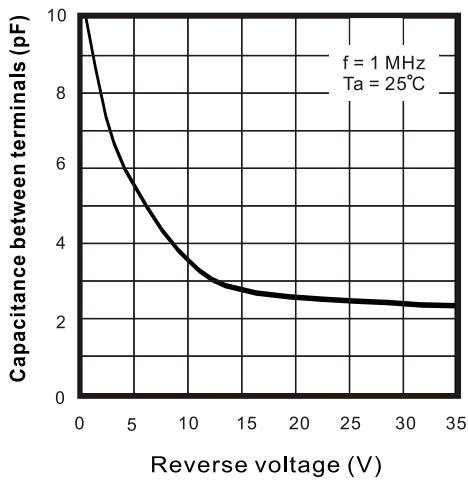


Fig. 4 - Power Derating Curve

