

CDBK70

$I_o = 70 \text{ mA}$
 $V_R = 70 \text{ Volts}$
 RoHS Device

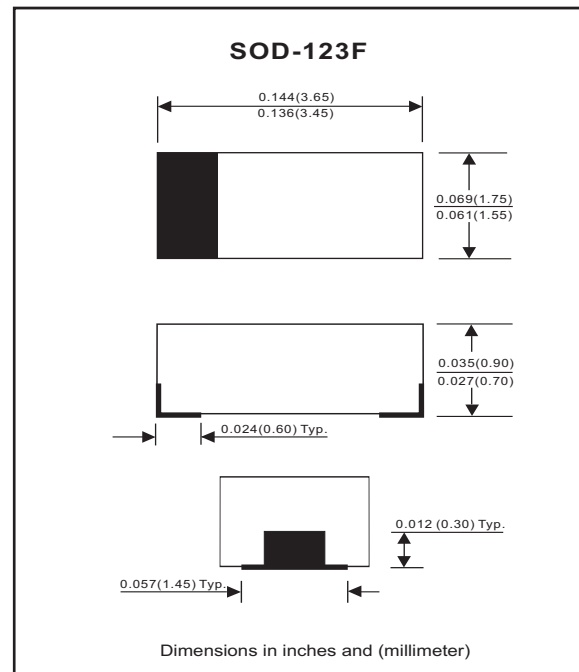


Features

- Low forward Voltage.
- Designed for mounting on small surface.
- Extremely thin / leadless package.
- Majority carrier conduction.

Mechanical data

- Case: SOD-123F standard package, molded plastic.
- Terminals: Gold plated, solderable per MIL-STD-750, method 2026.
- Marking code: cathode band & BG
- Mounting position: Any
- Weight: 0.011 gram(approx.).



Maximum Rating (at $T_A=25^\circ\text{C}$ unless otherwise noted)

Parameter	Conditions	Symbol	Min	Typ	Max	Unit
Peak reverse voltage		V_{RM}			70	V
Reverse voltage		V_R			70	V
RMS reverse voltage		$V_{R(RMS)}$			49	V
Average forward rectified current		I_o			70	mA
Forward current,surge peak	8.3 ms single half sine-wave superimposed on rate load(JEDEC method)	I_{FSM}			0.1	A
Storage temperature		T_{STG}	-65		+125	$^\circ\text{C}$
Junction temperature		T_j			+125	$^\circ\text{C}$

Electrical Characteristics (at $T_A=25^\circ\text{C}$ unless otherwise noted)

Parameter	Conditions	Symbol	Min	Typ	Max	Unit
Forward voltage	$I_F = 1\text{mA}$ $I_F = 15\text{mA}$	V_F			0.41 1	V
Reverse current	$V_R = 50\text{V}$	I_R			0.1	μA
Capacitance between terminals	$f = 1 \text{ MHz}$, and 0 VDC reverse voltage	C_T			2	pF
Reverse recovery time	$I_F=I_R=10\text{mA}$, $I_{rr}=0.1 \times I_R$, $R_L=100 \text{ Ohm}$	T_{rr}			5	nS

RATING AND CHARACTERISTIC CURVES (CDBK70)

Fig. 1 - Forward characteristics

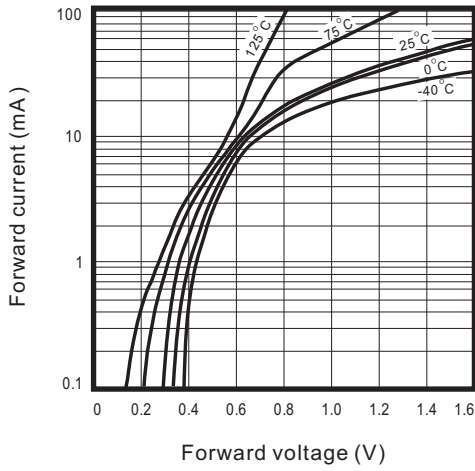


Fig. 2 - Reverse characteristics

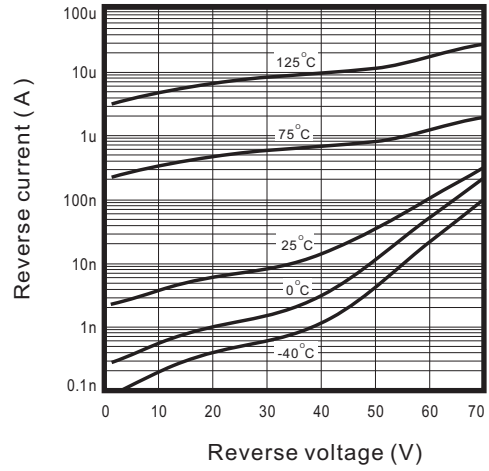


Fig.3 - Capacitance between terminals characteristics

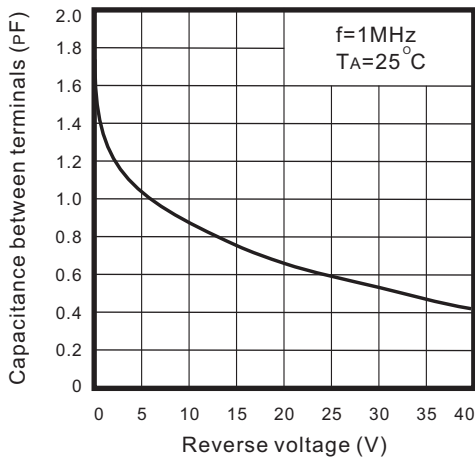
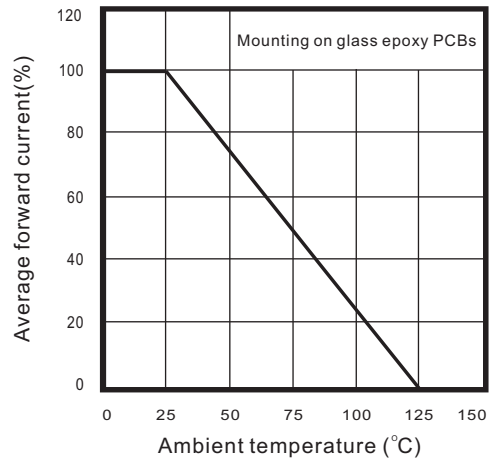
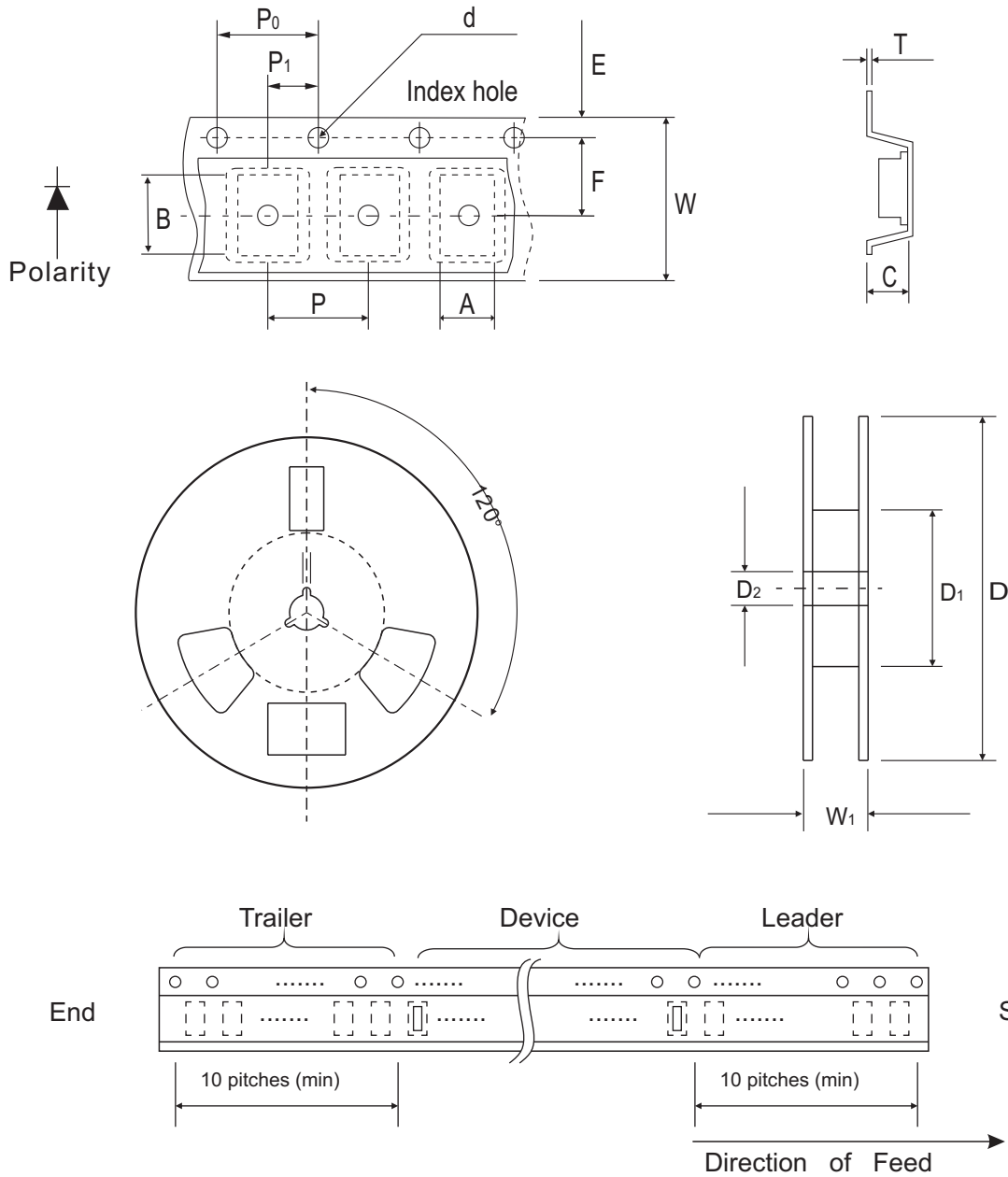


Fig.4 - Current derating curve



Reel Taping Specification



	SYMBOL	A	B	C	d	D	D ₁	D ₂
SOD-123F	(mm)	1.90 ± 0.10	3.80 ± 0.10	1.05 ± 0.10	1.55 ± 0.10	178 ± 1	60.0 MIN.	13.0 ± 0.20
	(inch)	0.075 ± 0.004	0.150 ± 0.004	0.041 ± 0.004	0.061 ± 0.004	7.008 ± 0.04	2.362 MIN.	0.512 ± 0.008

	SYMBOL	E	F	P	P ₀	P ₁	T	W	W ₁
SOD-123F	(mm)	1.75 ± 0.10	3.50 ± 0.05	4.00 ± 0.10	4.00 ± 0.10	2.00 ± 0.05	0.22 ± 0.05	8.00 ± 0.20	13.5 MAX.
	(inch)	0.069 ± 0.004	0.138 ± 0.002	0.157 ± 0.004	0.157 ± 0.004	0.079 ± 0.004	0.009 ± 0.002	0.315 ± 0.008	0.531 MAX.

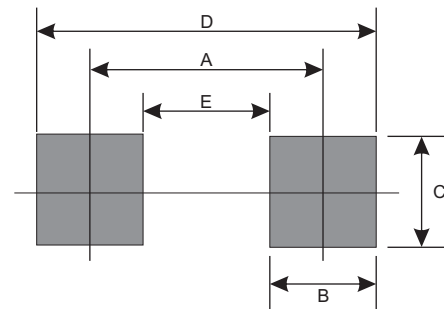
Marking Code

Part Number	Marking Code
CDBK70	BG



Suggested PAD Layout

SIZE	SOD-123F	
	(mm)	(inch)
A	3.45	0.136
B	1.30	0.051
C	1.60	0.063
D	4.75	0.187
E	2.15	0.085



Standard Package

Case Type	Qty per Reel	Reel Size
	(Pcs)	(inch)
SOD-123F	3000	7