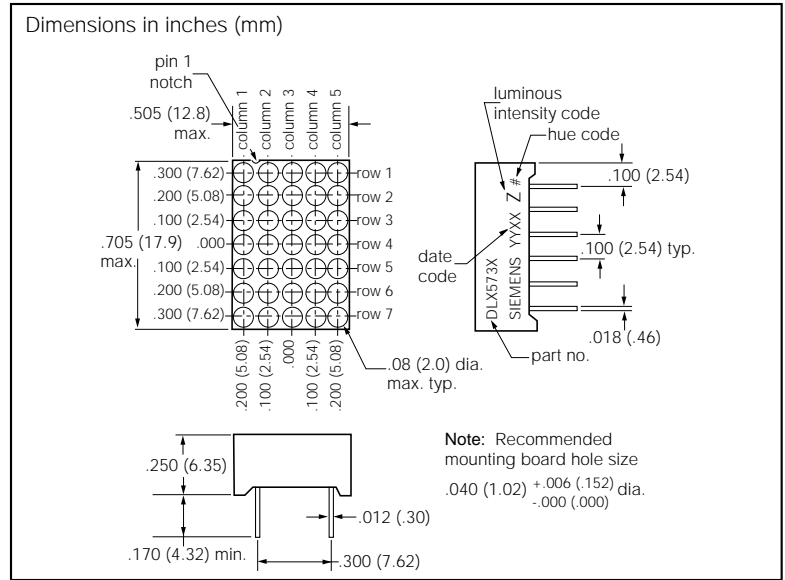



SIEMENS

RED DLR5735
RED DLR5736
GREEN DLG5735
GREEN DLG5736

.69" (17.5 mm) Single Character
5x7 Dot Matrix Alphanumeric Display
(No Built-In CMOS Drive Circuitry)



FEATURES

- DLR/DLG 5735 Common Row Cathode
- DLR/DLG 5736 Common Row Anode
- 5x7 Matrix Array with Row-Column Select
- End & Side Stackable
- Rugged Encapsulation (Filled Reflector Construction)
- Compatible with ASCII and EBCDIC Format
- Standard 12 pin, 0.3" Pin Spacing, Dual-In-line Package
- Good "OFF" Segment Contrast
- Grey Face with Clear Segments

DESCRIPTION

The DLR 5735/5736 Series (gallium arsenide phosphide) and the DLG 5735/5736 Series (gallium phosphide) are 5x7 dot matrix light emitting diode alphanumeric displays.

Compatible with ASCII and EBCDIC formats, these displays are well suited for use in keyboard verifiers, computer peripheral equipment, and other applications requiring an alphanumeric display. They are stackable both horizontally and vertically to generate large alphanumeric or even graphic displays.

Maximum Ratings

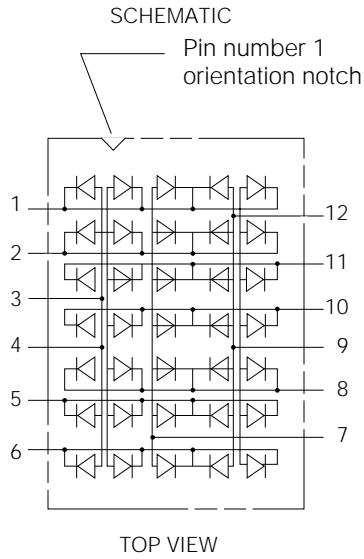
Power Dissipation (Package)	750 mW
Derate Linearly from 25°C	11.5 mW/°C
Storage /Operating Temperature	-20°C to + 70°C
Continuous Forward Current Per Segment	20 mA
Pulse Peak Current/Segment, 20% DutyCycle	100mA
Reverse Voltage	
DLR 5735, 5736	3 V
DLG 5735, 5736	5 V
Solder Temperature, 1/16" below seating plane, 5 sec.	260°C

Electrical/Optical Characteristics (T_A=25°C)

Parameter	Min.	Typ.	Max.	Units	Condition
Luminous Intensity Digit Average (per dot) DLR 5735/5736 DLG 5735/5736	100 320	200 650		μcd μcd	I _F = 20 mA I _F = 10 mA
Forward Voltage DLR 5735/5736 DLG 5735/5736		1.7 2.3	2.0 3.0	V V	I _F = 20 mA I _F = 20 mA
Reverse Current DLR 5735/5736 DLG 5735/5736			100 100	μA μA	V _R =3 V V _R =5 V
Peak Emission Wavelength DLR 5735/5736 DLG 5735/5736		650 565		nm nm	
Spectral Line Half-width DLR 5735/5736 DLG 5735/5736		40 30		nm nm	

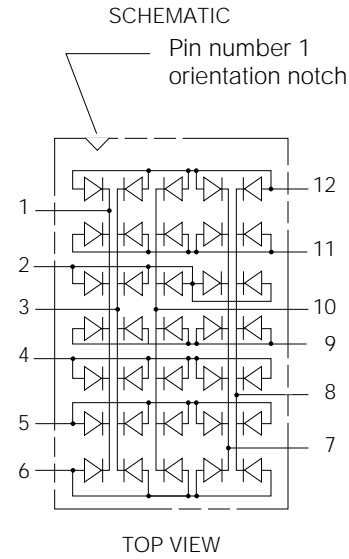
Pin Configurations

DLR5735
DLG5735



Pin	Function
1	Row 1 Cathode
2	Row 2 Cathode
3	Column 2 Anode
4	Column 1 Anode
5	Row 6 Cathode
6	Row 7 Cathode
7	Column 3 Anode
8	Row 5 Cathode
9	Column 4 Anode
10	Row 4 Cathode
11	Row 3 Cathode
12	Column 5 Anode

DLR5736
DLG5736



Pin	Function
1	Column 1 Cathode
2	Row 3 Anode
3	Column 2 Cathode
4	Row 5 Anode
5	Row 6 Anode
6	Row 7 Anode
7	Column 4 Cathode
8	Column 5 Cathode
9	Row 4 Anode
10	Column 3 Cathode
11	Row 2 Anode
12	Row 1 Anode

Block Diagram

