

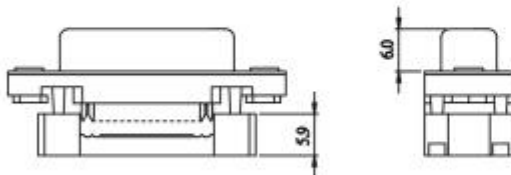
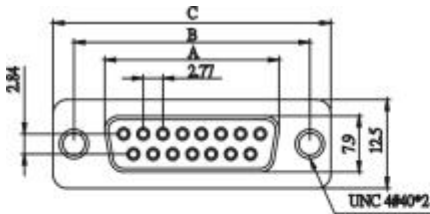
E15

D - SUB IDC

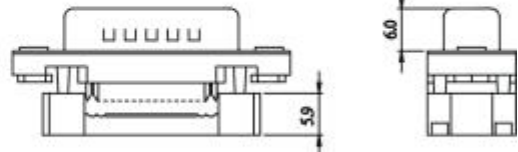
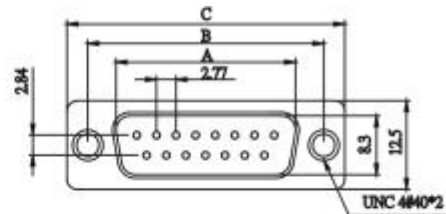


| POSITION | A | B | C |
|----------|-------|-------|------|
| 9F | 16.30 | 25.00 | 30.8 |
| 15F | 24.60 | 33.30 | 39.2 |
| 25F | 38.30 | 47.10 | 53.1 |
| 37F | 54.80 | 63.50 | 69.4 |

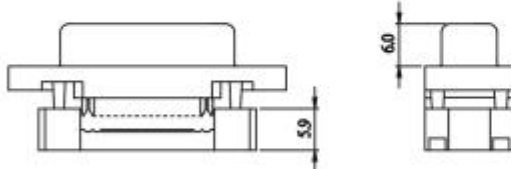
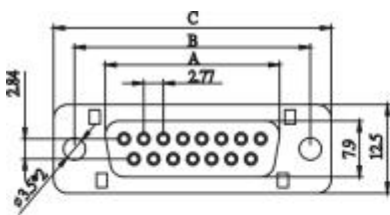
| POSITION | A | B | C |
|----------|-------|-------|------|
| 9M | 16.92 | 25.00 | 30.8 |
| 15M | 25.25 | 33.30 | 39.2 |
| 25M | 38.96 | 47.10 | 53.1 |
| 37M | 55.42 | 63.50 | 69.4 |



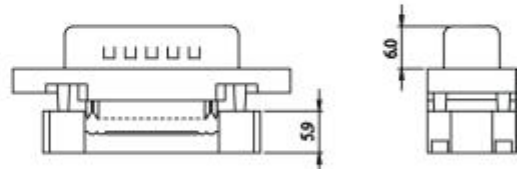
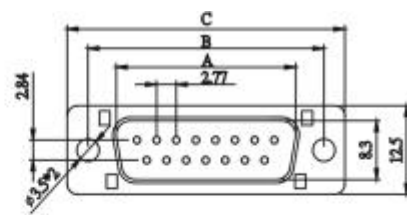
FEMALE




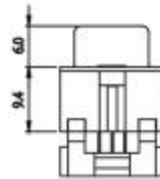
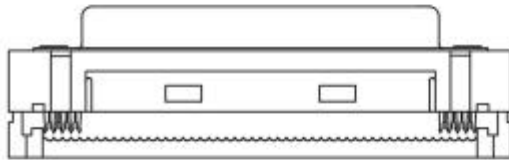
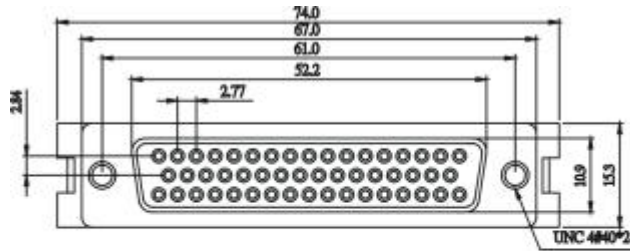
MALE



FEMALE FOR PLASTIC

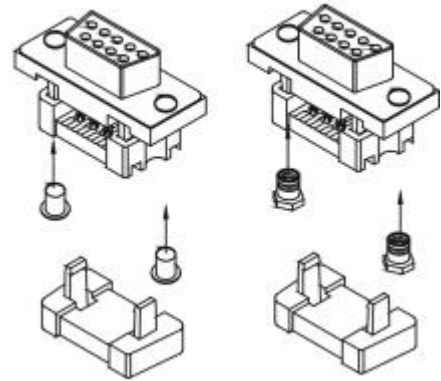


MALE FOR PLASTIC



50 POSITION FEMALE

PROCESS OPTION



NON-THREAD RIVET

THREAD RIVET

HOW TO ORDER:

E15 - 1 - 2 - 3 - 4 - 5 - 6 - 7

| 1.NO. OF CONTACT | 2.CONTACT TYPE | 3.CONTACT PLATING | 4.SHELL |
|---|---|---|----------------------------|
| 09 15 25 37 50 | M: MALE F: FEMALE | T: TIN PLATED S: SELECTIVE G: GOLD FLASH A: 5µ" INCH GOLD B: 10µ" INCH GOLD C: 15µ" INCH GOLD D: 30µ" INCH GOLD | A: ALL PLASTIC B: METAL |
| 5.MOUNTING METHOD | 6.ACCESSORIES | 7.INSULATOR COLOR | |
| A: THROUGH HOLE B: THREAD INSERT 4-40 UNC C: THREAD INSERT M3 | A: WITH STRAIN RELIEF B: WITHOUT STRAIN RELIEF | 1. BLACK 2. GREY 3. BLUE | |