



Micro Commercial Components



Micro Commercial Components
 20736 Marilla Street Chatsworth
 CA 91311
 Phone: (818) 701-4933
 Fax: (818) 701-4939

ESD12VP4

ESD Protection Device

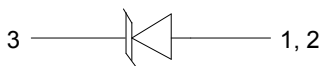
Features

- Low operating voltage: 12V
- 4000W Peak pulse power(8/20us)
- Ultra low clamping voltage
- IEC61000-4-4 (EFT) 80A (5/50ns)
- Epoxy meets UL 94 V-0 flammability rating
- Moisture Sensitivity Level 1
- Halogen free available upon request by adding suffix "-HF"

Maximum Ratings

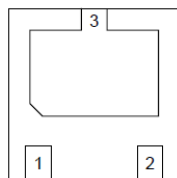
Parameter	Symbol	Value	Unit
Peak Pulse Power (8/20μs)	Ppk	4000	W
Peak Pulse Current (8/20μs)	IPP	130	A
ESD per IEC 61000-4-2 (Air) ESD per IEC 61000-4-2 (Contact)	VESD	±30	kV
Operating Temperature Range	TJ	-55 to +125	°C
Storage Temperature Range	Tstg	-55 to +150	°C

Dimensions and Pin Configuration



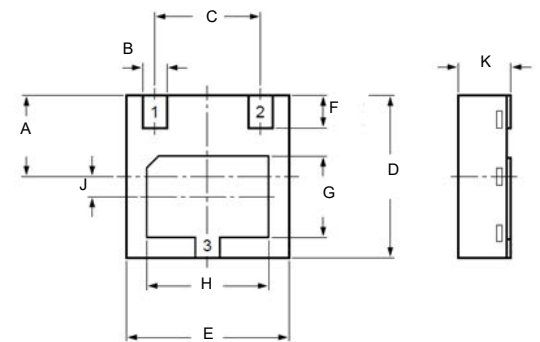
Circuit Diagram

MARKING: 12P



Transparent top view

Pin Schematic



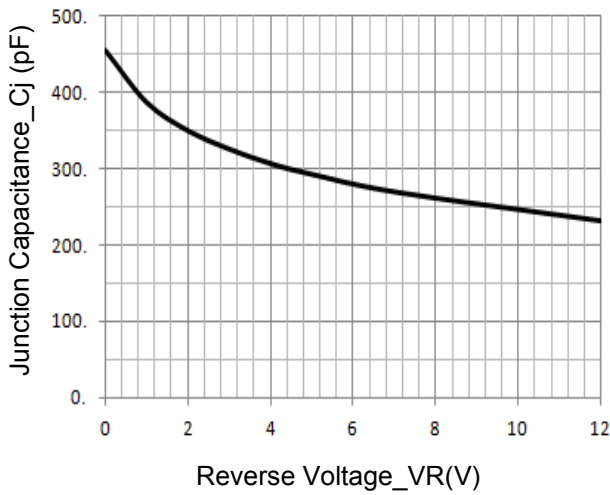
DFN2020-3L

DIM	DIMENSIONS				NOTE
	INCHES		MM		
	MIN	MAX	MIN	MAX	
A	0.037	0.041	0.95	1.05	
B	0.010	0.014	0.25	0.35	
C	0.051(typ.)		1.30(typ.)		
D	0.075	0.083	1.90	2.10	
E	0.075	0.083	1.90	2.10	
F	0.014	0.018	0.35	0.45	
G	0.035	0.043	0.90	1.10	
H	0.055	0.063	1.40	1.60	
J	0.008	0.012	0.20	0.30	
K	---	0.026	---	0.65	

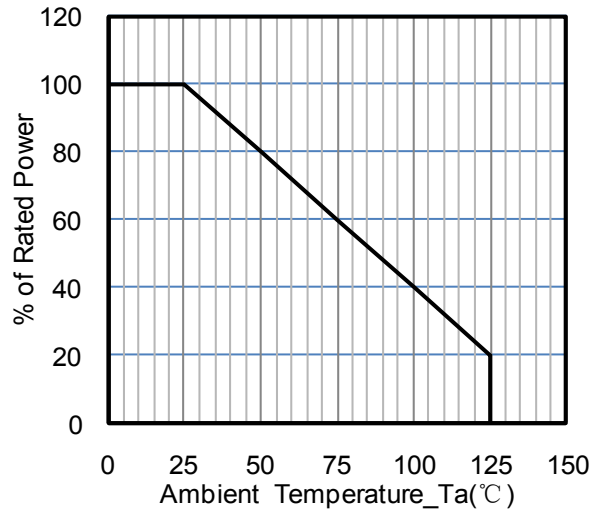
Electrical Characteristics (T_A=25°C unless otherwise specified)

Parameter	Symbol	Min	Typ	Max	Unit	Test Condition
Reverse Working Voltage	V _{RWM}		12		V	
Breakdown Voltage	V _{BR}	14			V	I _T = 1mA
Reverse Leakage Current	I _R			1.0	μA	V _{RWM} = 12V
Clamping Voltage	V _C			18	V	I _{PP} = 20A (8 x 20μs pulse)
Clamping Voltage	V _C			30	V	I _{PP} = 130A (8 x 20μs pulse)
Junction Capacitance	C _J		450		pF	V _R = 0V, f = 1MHz

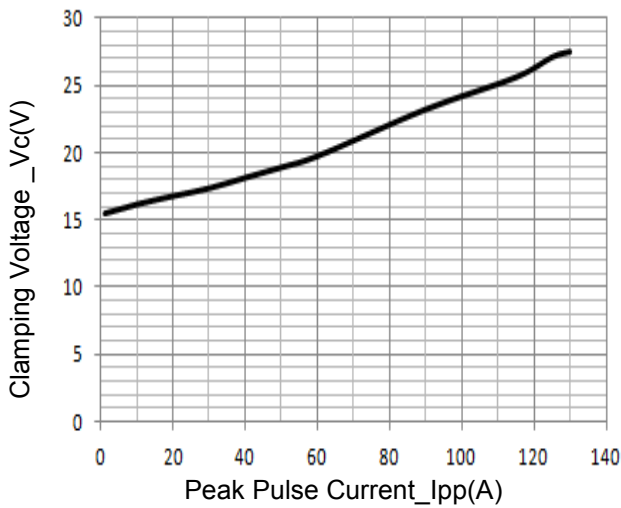
Typical Performance Characteristics (T_A=25°C unless otherwise Specified)



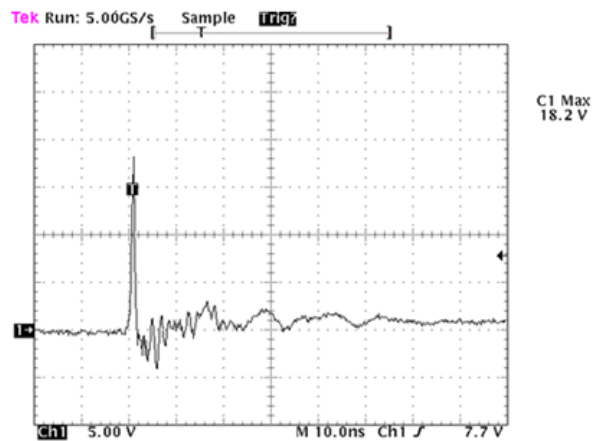
Novction Capacitance vs. Reverse Voltage



Power Derating Curve

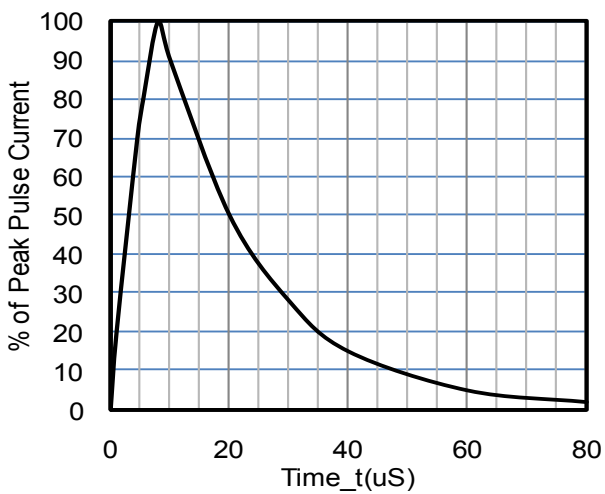


Clamping Voltage vs. Peak Pulse Current



ESD Clamping Voltage

8 kV Contact per IEC61000-4-2



8 X 20us Pulse Waveform



Ordering Information :

Device	Packing
Part Number-TP	Tape&Reel: 3Kpcs/Reel

Note : Adding "-HF" suffix for halogen free, eg. Part Number-TP-HF

IMPORTANT NOTICE
<p>Micro Commercial Components Corp. reserves the right to make changes without further notice to any product herein to make corrections, modifications , enhancements , improvements , or other changes . Micro Commercial Components Corp . does not assume any liability arising out of the application or use of any product described herein; neither does it convey any license under its patent rights ,nor the rights of others . The user of products in such applications shall assume all risks of such use and will agree to hold Micro Commercial Components Corp . and all the companies whose products are represented on our website, harmless against all damages.</p>
LIFE SUPPORT
<p>MCC's products are not authorized for use as critical components in life support devices or systems without the express written approval of Micro Commercial Components Corporation.</p>
CUSTOMER AWARENESS
<p>Counterfeiting of semiconductor parts is a growing problem in the industry. Micro Commercial Components (MCC) is taking strong measures to protect ourselves and our customers from the proliferation of counterfeit parts. MCC strongly encourages customers to purchase MCC parts either directly from MCC or from Authorized MCC Distributors who are listed by country on our web page cited below. Products customers buy either from MCC directly or from Authorized MCC Distributors are genuine parts, have full traceability, meet MCC's quality standards for handling and storage. MCC will not provide any warranty coverage or other assistance for parts bought from Unauthorized Sources. MCC is committed to combat this global problem and encourage our customers to do their part in stopping this practice by buying direct or from authorized distributors.</p>