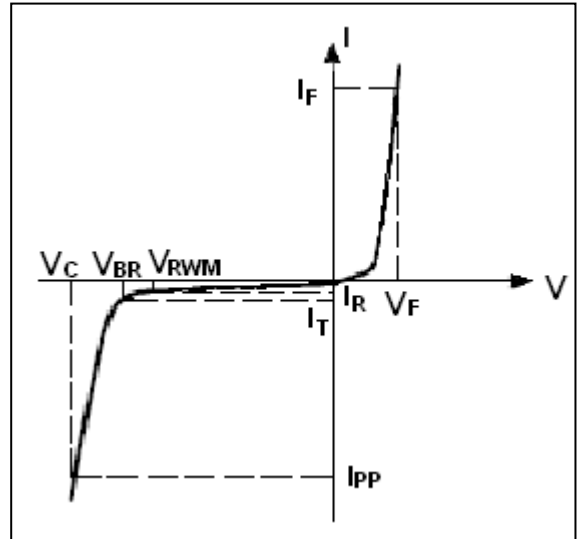


ESD5Z5V SERIES

Electrical Characteristics

Ratings at 25°C ambient temperature unless otherwise specified.

Symbol	Parameter
I_{PP}	Maximum Reverse Peak Pulse Current
V_C	Clamping Voltage @ I_{PP}
V_{RWM}	Working Peak Reverse Voltage
I_R	Maximum Reverse Leakage Current @ V_{RWM}
I_T	Test Current
V_{BR}	Breakdown Voltage @ I_T
I_F	Forward Current
V_F	Forward Voltage @ I_F



Electrical Characteristics Ratings at 25°C ambient temperature unless otherwise specified

Device	V_{RWM} (V)	I_R (μ A) @ V_{RWM}	V_{BR} (V) @ I_T (Note 1)	I_T	V_C (V) @ $I_{PP}=5$ A*	V_C (V) @ Max I_{PP} *	I_{PP} (A)*	P_{PK} (W)*	C (pF)
	Max	Max	Min	mA	Typ	Max	Max	Max	Typ
ESD5Z3.3	3.3	0.05	5.0	1.0	8.4	14.1	11.2	158	105
ESD5Z5.0	5.0	0.05	6.2	1.0	11.6	18.6	9.4	174	80
ESD5Z6.0	6.0	0.01	6.8	1.0	12.4	20.5	8.8	181	70
ESD5Z7.0	7.0	0.01	7.5	1.0	13.5	22.7	8.8	200	65

*Surge current waveform per Figure 1.

- V_{BR} is measured with a pulse test current I_T at an ambient temperature of 25°C.

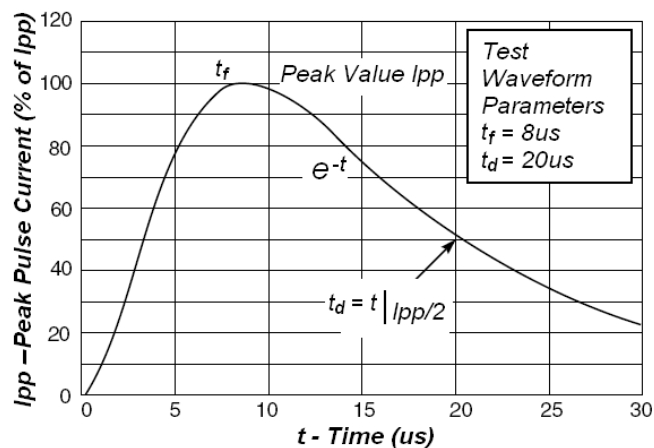


Fig1. Pulse Waveform

ESD5Z5V SERIES

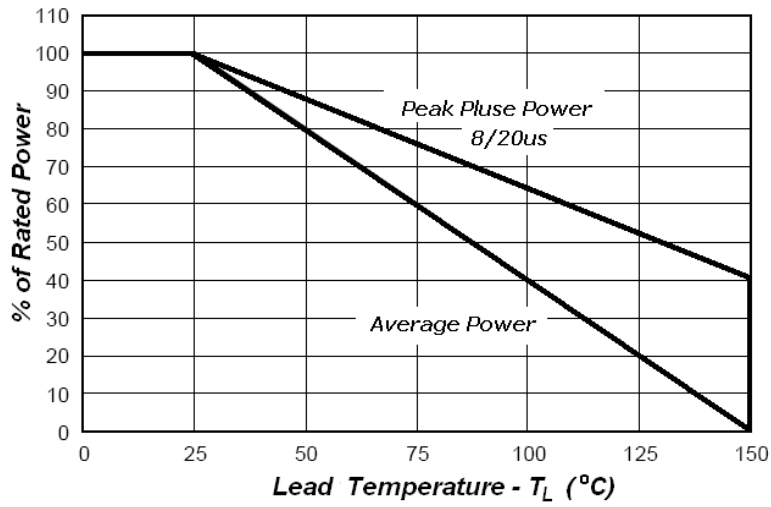
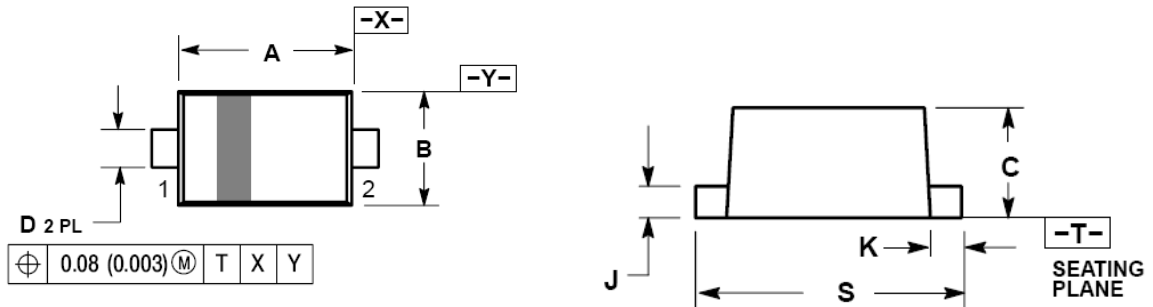


Fig2. Power Derating

Package Dimensions

SOD-523



Dim	Millimeters			Inches		
	MIN	NOM	MAX	MIN	NOM	MAX
A	1.10	1.20	1.30	0.043	0.047	0.051
B	0.70	0.80	0.90	0.028	0.032	0.035
C	0.50	0.60	0.70	0.020	0.024	0.028
D	0.25	0.30	0.35	0.010	0.012	0.014
J	0.07	0.14	0.20	0.0028	0.0055	0.0079
K	0.15	0.20	0.25	0.006	0.008	0.010
S	1.50	1.60	1.70	0.059	0.063	0.067