

AXIAL LEADED HERMETICALLY SEALED HIGH VOLTAGE FAST RECTIFIER DIODE

QUICK REFERENCE DATA

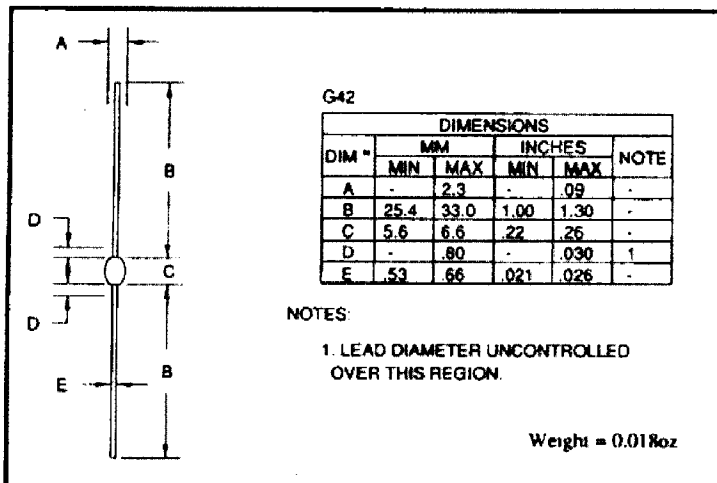
- Low reverse recovery time
- High thermal shock resistance
- Hermetically sealed with Metoxillite metal oxide
- Low switching losses
- Soft, non-snap off, recovery characteristics

- $V_R = 4 - 6kV$
- $I_F = 0.25A$
- $t_{rr} = 300nS$
- $I_R = 1\mu A$


ABSOLUTE MAXIMUM RATINGS (@ 25°C unless otherwise specified)

	Symbol	F40A	F50A	F60A	Unit
Working reverse voltage	V_{RWM}	4000	5000	6000	V
Repetitive reverse voltage	V_{RRM}	4000	5000	6000	V
Average forward current (● 55°C in oil)	$I_{F(AV)}$	← 0.10 →			A
Repetitive surge current (● 55°C)	I_{FRM}	← 0.75 →			A
Non-repetitive surge current ($t_p = 8.3mS$, ● V_R & T_{jmax})	I_{FSM}	← 2.50 →			A
Storage temperature range	T_{STG}	← -65 to +175 →			°C
Operating temperature range	T_{OP}	← -65 to +175 →			°C

MECHANICAL



NJ Semi-Conductors reserves the right to change test conditions, parameter limits and package dimensions without notice. Information furnished by NJ Semi-Conductors is believed to be both accurate and reliable at the time of going to press. However, NJ Semi-Conductors assumes no responsibility for any errors or omissions discovered in its use. NJ Semi-Conductors encourages customers to verify that datasheets are current before placing orders.



CHARACTERISTICS (@ 25°C unless otherwise specified)

	Symbol	F40A	F50A	F60A	Unit
Average forward current max. (pcb mounted; T _A = 55°C) for sine wave	I _{F(av)}	← 0.12 →			A
	I _{F(av)}	← 0.13 →			A
Average forward current max. (unstirred oil at 55°C) for sine wave	I _{F(av)}	← 0.23 →			A
	I _{F(av)}	← 0.25 →			A
I ² t for fusing (t = 8.3mS) max.	I ² t	← 0.026 →			A ² S
Forward voltage drop max. @ I _F = 50mA, T _j = 25°C	V _F	← 8.0 →			V
Reverse current max. @ V _{RWM} , T _j = 25°C	I _R	← 1.0 →			μA
	I _R	← 10 →			μA
Reverse recovery time max. 50mA I _F to 100mA I _R . Recover to 25mA I _{RR} .	t _{rr}	← 300 →			nS
Junction capacitance typ. @ V _R = 5V, f = 1MHz	C _j	← 2.0 →			pF
Thermal resistance - junction to oil Stirred oil	R _{θJO}	← 26 →			°C/W
	R _{θJO}	← 40 →			°C/W
Thermal resistance - junction to amb. on 0.06" thick pcb. 1oz copper.	R _{θJA}	← 95 →			°C/W

Q54

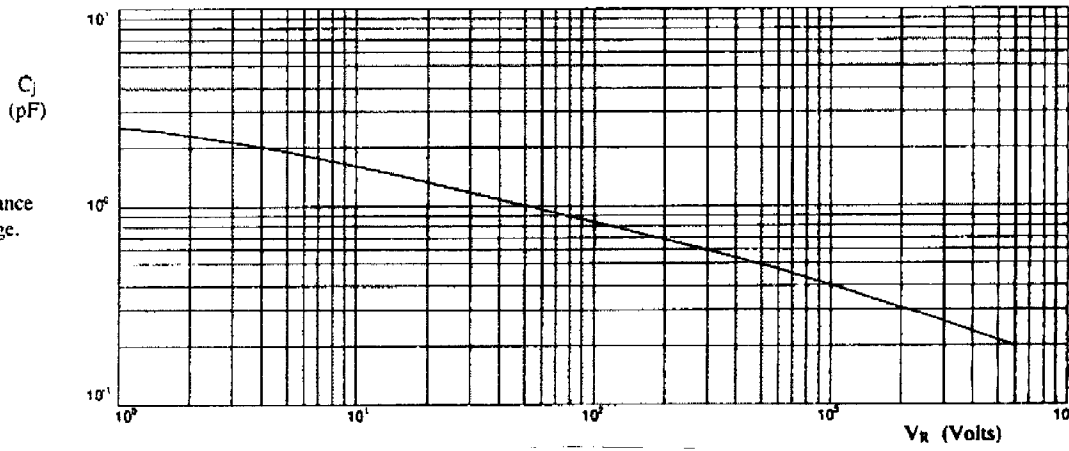


Fig 1 Junction capacitance against reverse voltage.

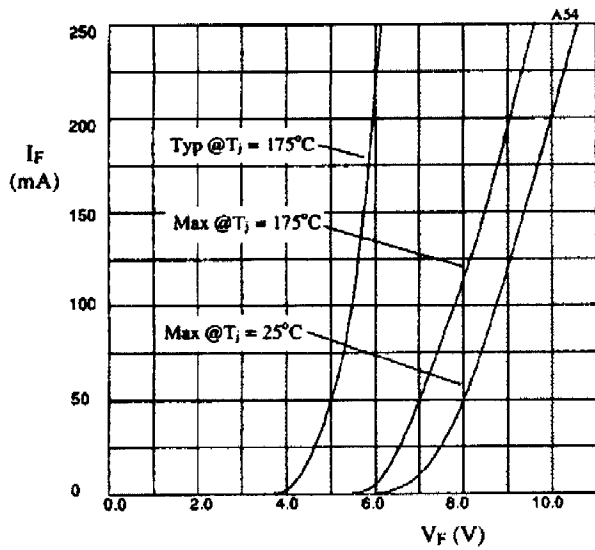


Fig 2. Forward voltage drop as a function of forward current.

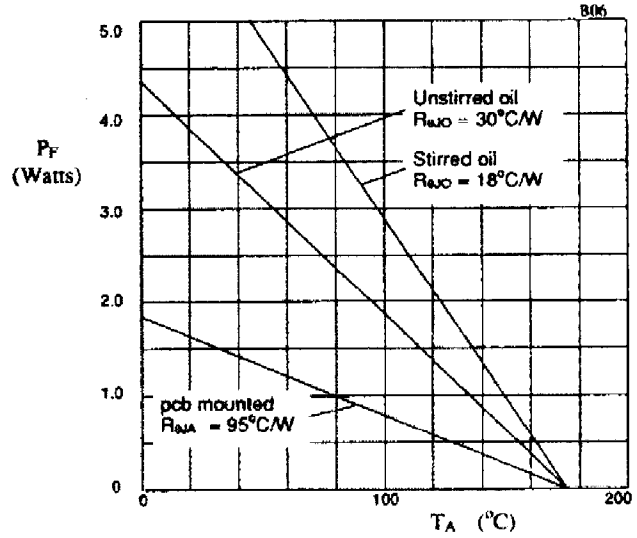


Fig 3. Power derating in air and oil.

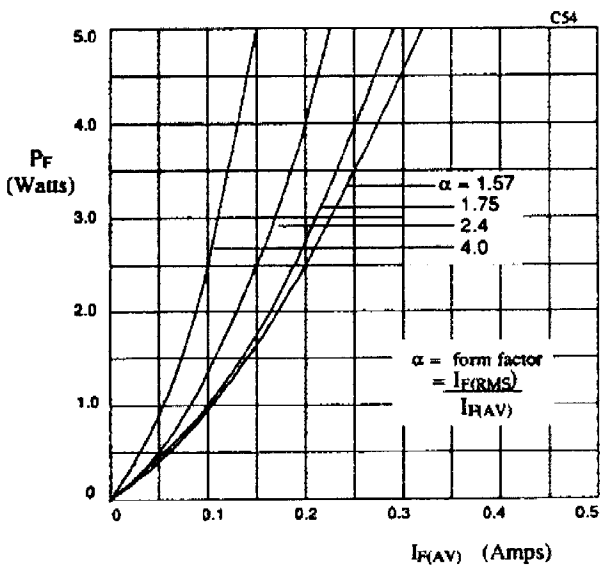


Fig 4. Forward power dissipation as a function of forward current, for sinusoidal operation.

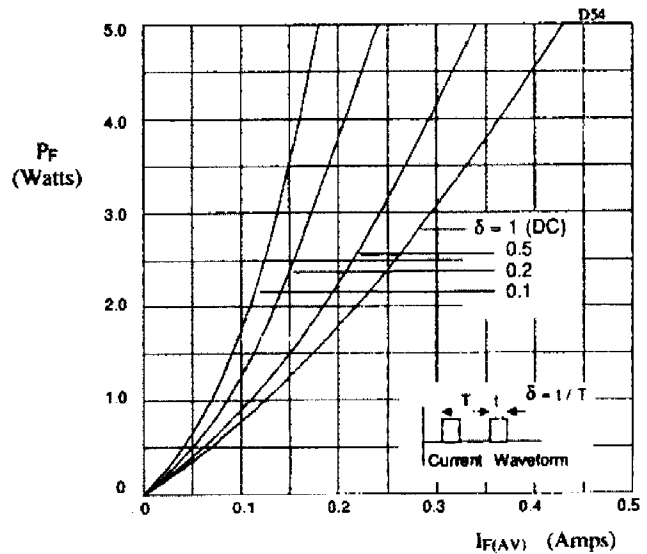


Fig 5. Forward power dissipation as a function of forward current, for square wave operation.