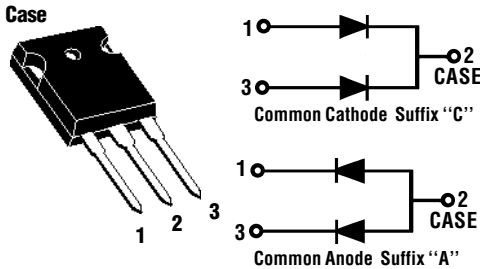
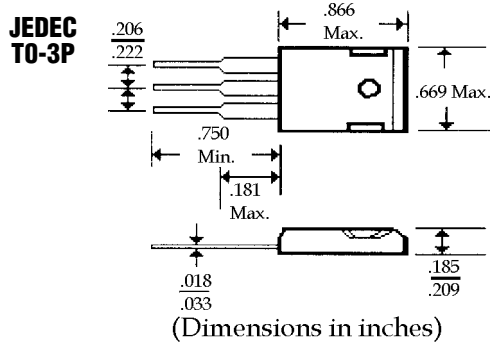


## Description



## Mechanical Dimensions



## Features

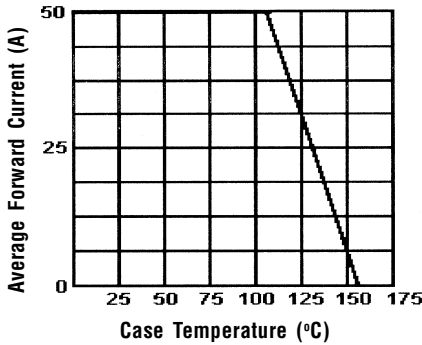
- HIGH CURRENT CAPABILITY WITH LOW  $V_F$
- HIGH SURGE VOLTAGE AND TRANSIENT PROTECTION
- HIGH EFFICIENCY w/LOW POWER LOSS
- MEETS UL SPECIFICATION 94V-0

<b>FBR5030 . . . 5060 Series</b>							<b>Units</b>
<b>Maximum Ratings</b>	<b>FBR5030</b>	<b>FBR5035</b>	<b>FBR5040</b>	<b>FBR5045</b>	<b>FBR5050</b>	<b>FBR5060</b>	
Peak Repetitive Reverse Voltage... $V_{RRM}$	30	35	40	45	50	60	Volts
Working Peak Reverse Voltage... $V_{RWM}$	30	35	40	45	50	60	Volts
DC Blocking Voltage... $V_{DC}$	30	35	40	45	50	60	Volts
RMS Reverse Voltage... $V_R$ (rms)	21	24	28	31	35	42	Volts
Average Forward Rectified Current... $I_o$ @ $T_C = 110^\circ C$ $V_R$ (equiv.) $\leq 0.2V_{R(DC)}$	..... 50 .....						Amps
Non-Repetitive Peak Forward Surge Current... $I_{FSM}$ @ Rated Load Conditions, 1/2 Sine Wave, Single Phase, 60Hz	..... 500 .....						Amps
Operating & Storage Temperature Range... $T_J, T_{STRG}$	..... -65 to 150 .....						°C
<b>Electrical Characteristics</b>							
Maximum Forward Voltage... $V_F$ @ $I_f = 25$ Amps	< ..... .60 .....			< ..... .70 .....			Volts
Maximum DC Reverse Current... $I_R$ @ Rated DC Blocking Voltage	..... 5.0 .....						mAmps
$T_C = 25^\circ C$ $T_C = 125^\circ C$	< ..... 100 .....			< ..... 150 .....			mAmps

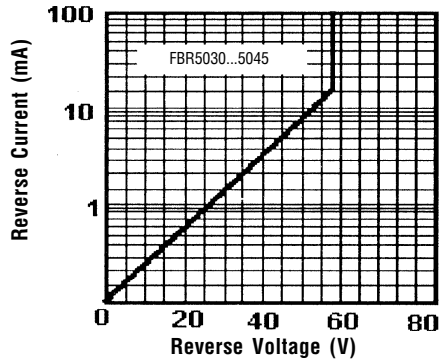
# 50 Amp SCHOTTKY BARRIER RECTIFIERS

**FBR5030 ... 5060 Series**

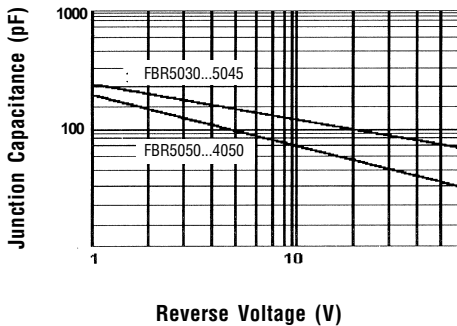
**Forward Current Derating Curve**



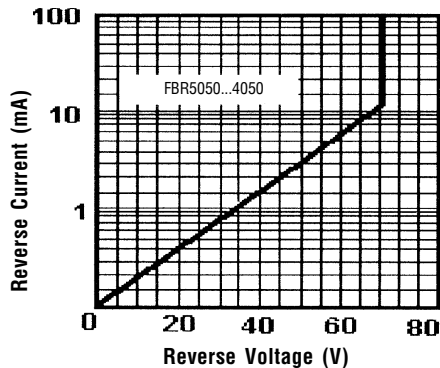
**Typical Reverse Characteristics**



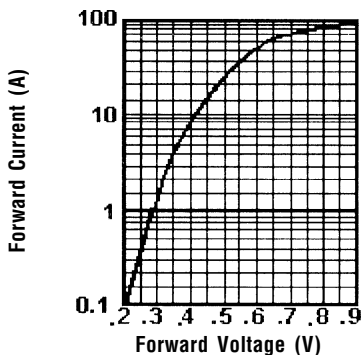
**Typical Junction Capacitance**



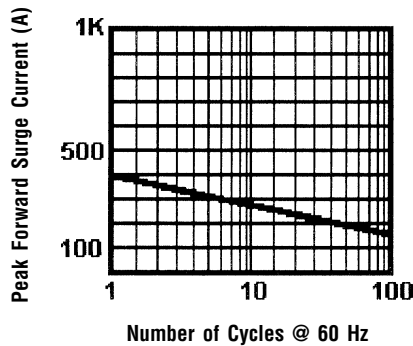
**Typical Reverse Characteristics**



**Typical Forward Characteristics**



**Peak Forward Surge Current**



Ratings at 25 Deg. C ambient temperature unless otherwise specified.

Single Phase Half Wave, 60 Hz Resistive or Inductive Load.

For Capacitive Load, Derate Current by 20%.