

PRV : 50 - 1000 Volts
Io : 1.0 Ampere



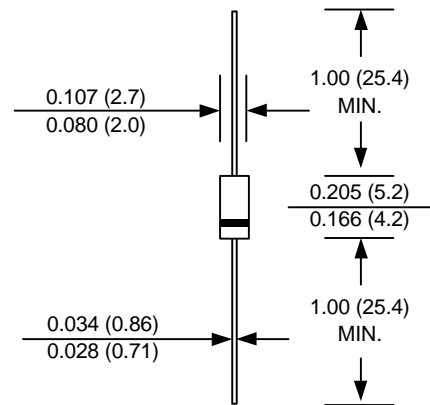
Features

- * High current capability
- * High surge current capability
- * High reliability
- * Low reverse current
- * Low forward voltage drop
- * Fast switching for high efficiency

Mechanical Data

- * Case : DO-41 Molded plastic
- * Epoxy : UL94V-O rate flame retardant
- * Polarity : Color band denotes cathode end
- * Mounting position : Any
- * Weight : 0.34 gram

DO - 41



Dimensions in inches and (millimeters)

MAXIMUM RATINGS AND ELECTRICAL CHARACTERISTICS

Rating at 25 °C ambient temperature unless otherwise specified.
 Single phase, half wave, 60 Hz, resistive or inductive load.
 For capacitive load, derate current by 20%.

RATING	SYMBOL	FR101	FR102	FR103	FR104	FR105	FR106	FR107	FR107-STR	UNIT
Maximum Recurrent Peak Reverse Voltage	VRRM	50	100	200	400	600	800	1000	1000	V
Maximum RMS Voltage	VRMS	35	70	140	280	420	560	700	700	V
Maximum DC Blocking Voltage	VDC	50	100	200	400	600	800	1000	1000	V
Maximum Average Forward Current 0.375"(9.5mm) Lead Length Ta = 55 °C	IF(AV)	1.0								A
Peak Forward Surge Current, 8.3ms Single half sine wave Superimposed on rated load (JEDEC Method)	IFSM	35								A
Maximum Peak Forward Voltage at IF = 1.0 Amp.	VF	1.3								V
Maximum DC Reverse Current Ta = 25 °C at Rated DC Blocking Voltage Ta = 100 °C	IR	5								μA
	IR(H)	50								μA
Maximum Reverse Recovery Time (Note 1)	Trr	150			250	500	250			ns
Typical Junction Capacitance (Note 2)	CJ	50								pf
Junction Temperature Range	TJ	- 65 to + 150								°C
Storage Temperature Range	TSTG	- 65 to + 150								°C

Notes :

- (1) Reverse Recovery Test Conditions : IF = 0.5 A, IR = 1.0 A, Irr = 0.25 A.
- (2) Measured at 1.0 MHz and applied reverse voltage of 4.0 Vbc

RATING AND CHARACTERISTIC CURVES (FR101 - FR107)

FIG.1 - REVERSE RECOVERY TIME CHARACTERISTIC AND TEST CIRCUIT DIAGRAM

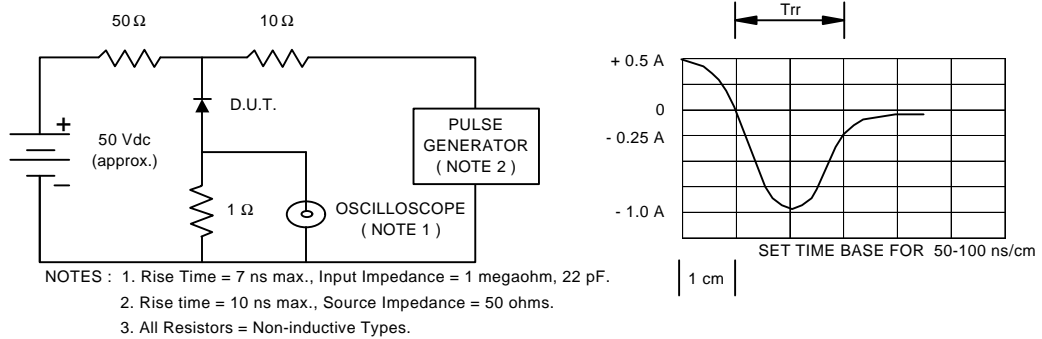


FIG.2 - DERATING CURVE FOR OUTPUT RECTIFIED CURRENT

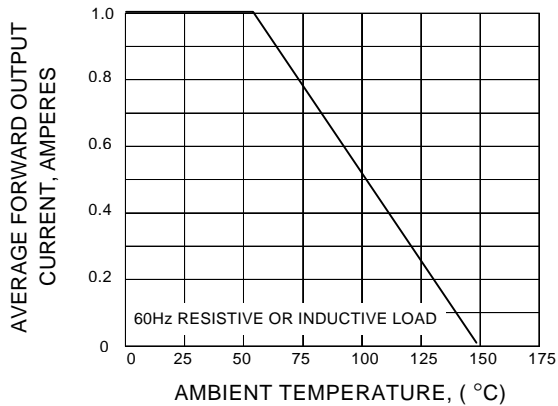


FIG.3 - MAXIMUM NON-REPETITIVE PEAK FORWARD SURGE CURRENT

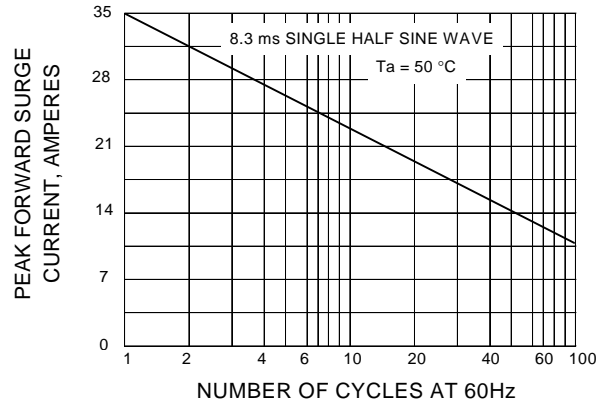


FIG.4 - TYPICAL FORWARD CHARACTERISTICS

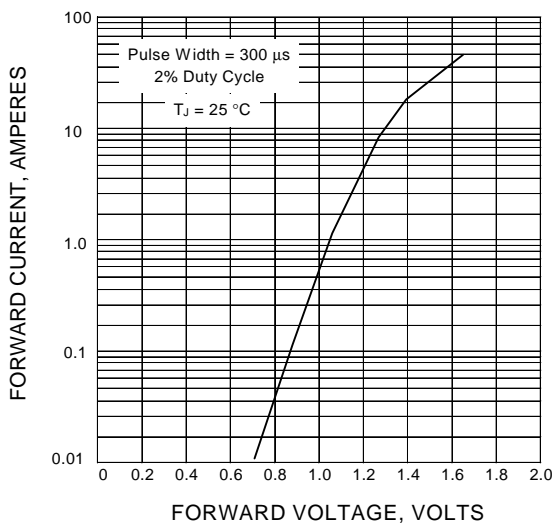


FIG.5 - TYPICAL REVERSE CHARACTERISTICS

