



## 高效整流二极管 High Efficient Rectifier

## ■特征 Features

- $I_o$  2.0A
- VRRM 50V-1000V
- 耐正向浪涌电流能力高
- High surge current capability

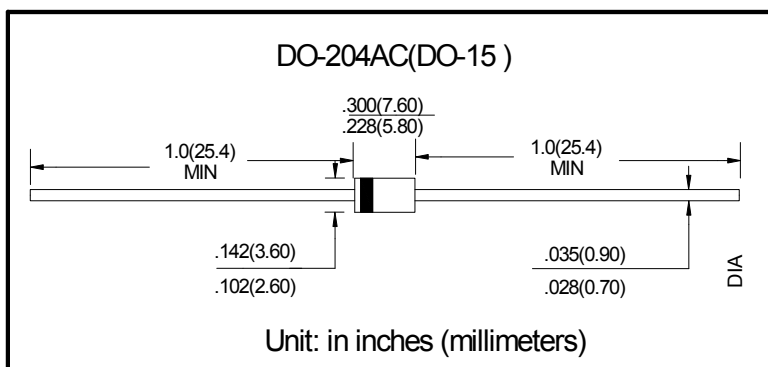
## ■用途 Applications

- 整流用 Rectifier

## ■极限值（绝对最大额定值）

## Limiting Values (Absolute Maximum Rating)

## ■外形尺寸和印记 Outline Dimensions and Mark



参数名称 Item	符号 Symbol	单位 Unit	条件 Conditions	HER20							
				1G	2G	3G	4G	5G	6G	7G	8G
反向重复峰值电压 Repetitive Peak Reverse Voltage	$V_{RRM}$	V		50	100	200	300	400	600	800	1000
正向平均电流 Average Forward Current	$I_{F(AV)}$	A	正弦半波 60Hz, 电阻负载, $T_a$ (FIG.1) 60Hz Half-sine wave, Resistance load, $T_a$ (FIG.1)	2							
正向（不重复）浪涌电流 Surge(Non-repetitive)Forward Current	$I_{FSM}$	A	正弦半波 60Hz, 一个周期, $T_a=25^{\circ}C$ 60Hz Half-sine wave, 1 cycle, $T_a=25^{\circ}C$	60							
结温 Junction Temperature	$T_J$	$^{\circ}C$		-55~+150							
储存温度 Storage Temperature	$T_{STG}$	$^{\circ}C$		-55 ~ +150							

■电特性（ $T_a=25^{\circ}C$  除非另有规定）Electrical Characteristics ( $T_a=25^{\circ}C$  Unless otherwise specified)

参数名称 Item	符号 Symbol	单位 Unit	测试条件 Test Condition	HER20							
				1G	2G	3G	4G	5G	6G	7G	8G
正向峰值电压 Peak Forward Voltage	$V_{FM}$	V	$I_{FM}=2.0A$	1.0		1.3		1.7			
反向峰值电流 Peak Reverse Current	$I_{RRM1}$	$\mu A$	$V_{RM}=V_{RRM}$	$T_a=25^{\circ}C$							
	$I_{RRM2}$			$T_a=125^{\circ}C$							
反向恢复时间 Reverse Recovery time	$t_r$	ns	$I_F=0.5A$ $I_R=1A$ $I_{RR}=0.25A$	50				75			
热阻(典型) Thermal Resistance(Typical)	$R_{\theta J-A}$	$^{\circ}C/W$	结和环境之间 Between junction and ambient	40							
结电容 Typical junction capacitance	$C_j$	pF	Measured at 1MHZ and Applied Reverse Voltage of 4.0 V.D.C.	50				35			

## ■特性曲线（典型） Characteristics(Typical)

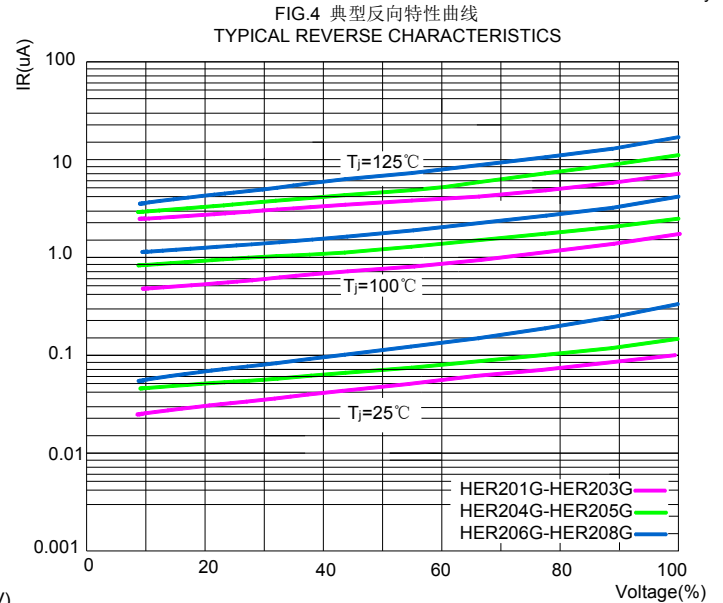
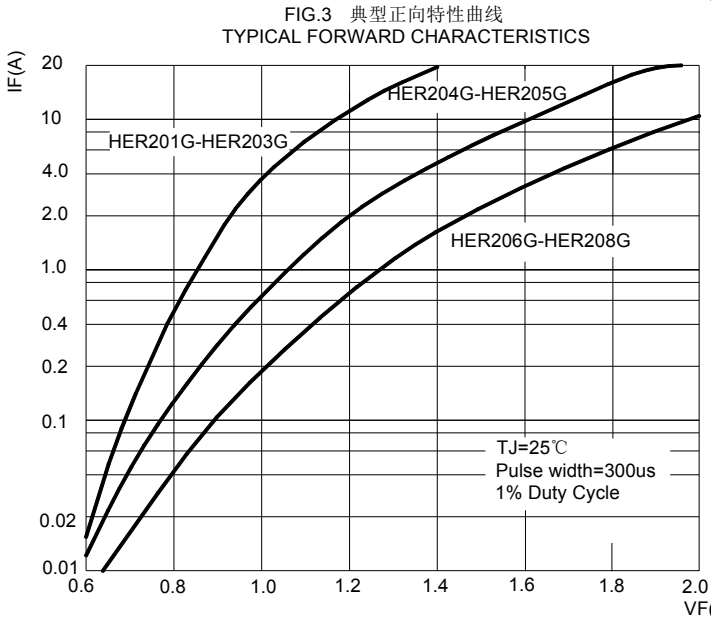
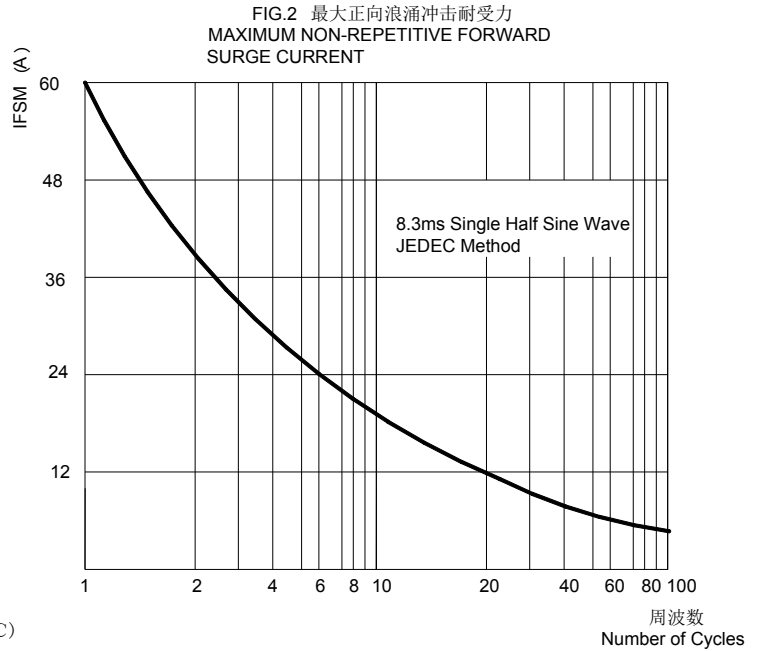
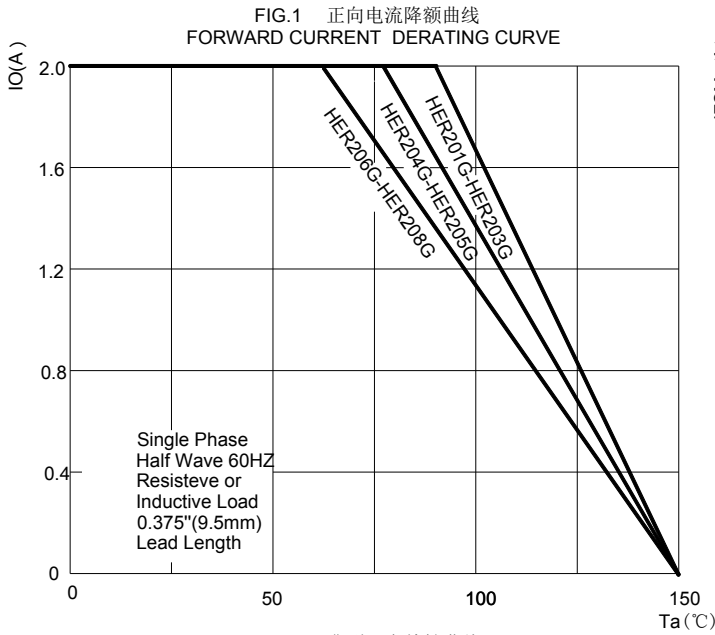


FIG.5 反向恢复时间试验电路及测试波形示意图  
Diagram of circuit and Testing wave form of reverse recovery time

