

HER201G-G Thru. HER208G-G

Voltage: 50 to 1000 V

Current: 2.0 A

RoHS Device

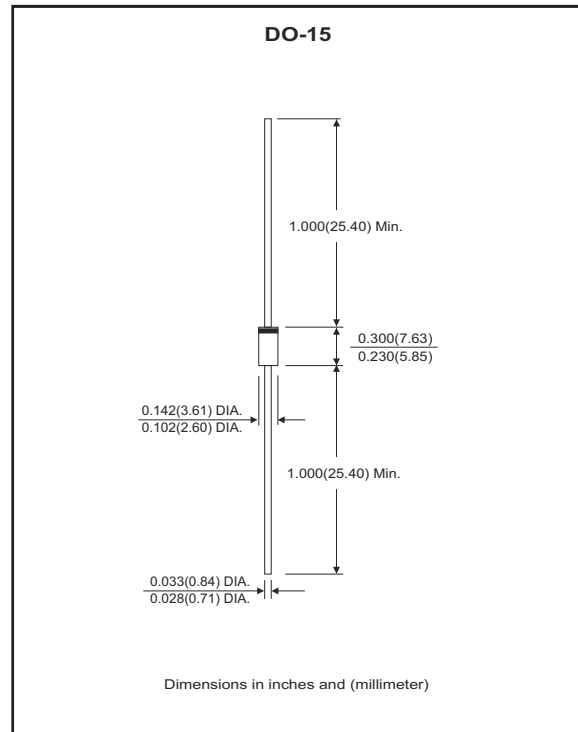


Features

- Glass passivated chip.
- Low forward voltage.
- High reliability.
- High surge current capability.
- High speed switching.

Mechanical data

- Case: JEDEC DO-15 molded plastic.
- Epoxy: UL 94V-0 rate flame retardant.
- Polarity: Color band denotes cathode end.
- Lead: Solderable per MIL-STD-202, method 208 guaranteed.
- Mounting position: Any
- Weight: 0.402 grams



Maximum Ratings and Electrical Characteristics

Ratings at 25°C ambient temperature unless otherwise specified.
Single phase, half wave, 60Hz, resistive or inductive load.
For capacitive load, derate current by 20%.

Parameter	Symbol	HER 201G-G	HER 202G-G	HER 203G-G	HER 204G-G	HER 205G-G	HER 206G-G	HER 207G-G	HER 208G-G	Unit	
Maximum repetitive peak reverse voltage @I _T = 5μA	V _{RRM}	50	100	200	300	400	600	800	1000	V	
Maximum RMS voltage	V _{RMS}	35	70	140	210	280	420	560	700	V	
Maximum DC blocking voltage	V _{DC}	50	100	200	300	400	600	800	1000	V	
Maximum average forward rectified current @T _A =25°C	I <sub(av)< sub=""></sub(av)<>	2.0								A	
Maximum instantaneous forward voltage at specified current	V _F	1.0			1.3		1.7			V	
Maximum DC reverse current	I _R	5.0								μA	
Maximum reverse recovery time (Note 1)	t _{rr}	50					75				ns
Operating temperature range	T _J	-55 ~ +150								°C	
Storage temperature range	T _{STG}	-55 ~ +150								°C	

NOTES:

1. Reverse recovery test conditions: I_F=0.5A, I_R=1.0A, I_{RR}=0.25A(RGI circuit)

Rating and Characteristic Curves (HER201G-G Thru. HER208G-G)

Fig.1- Forward Current Derating Curve

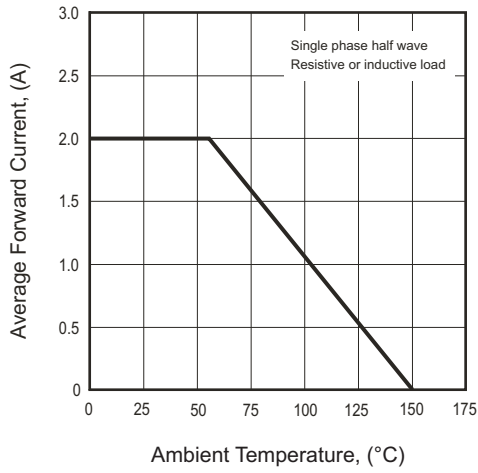


Fig.2- Typical Forward Characteristics

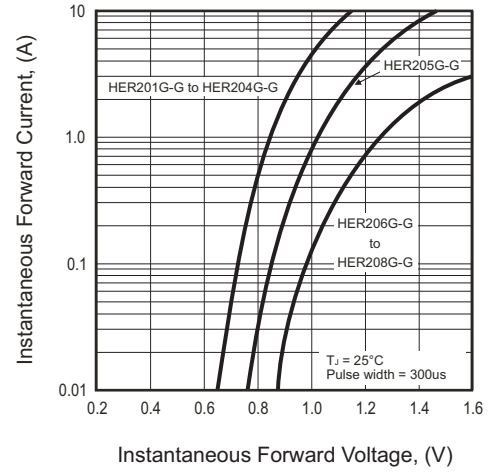


Fig.3- Peak Forward Surge Current

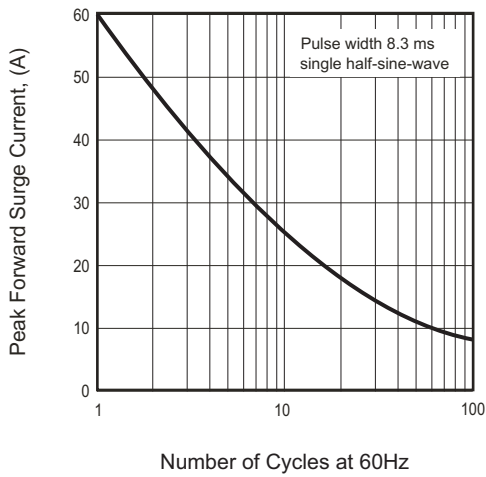
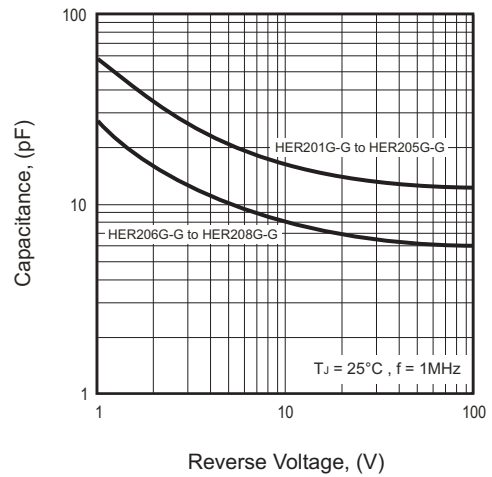
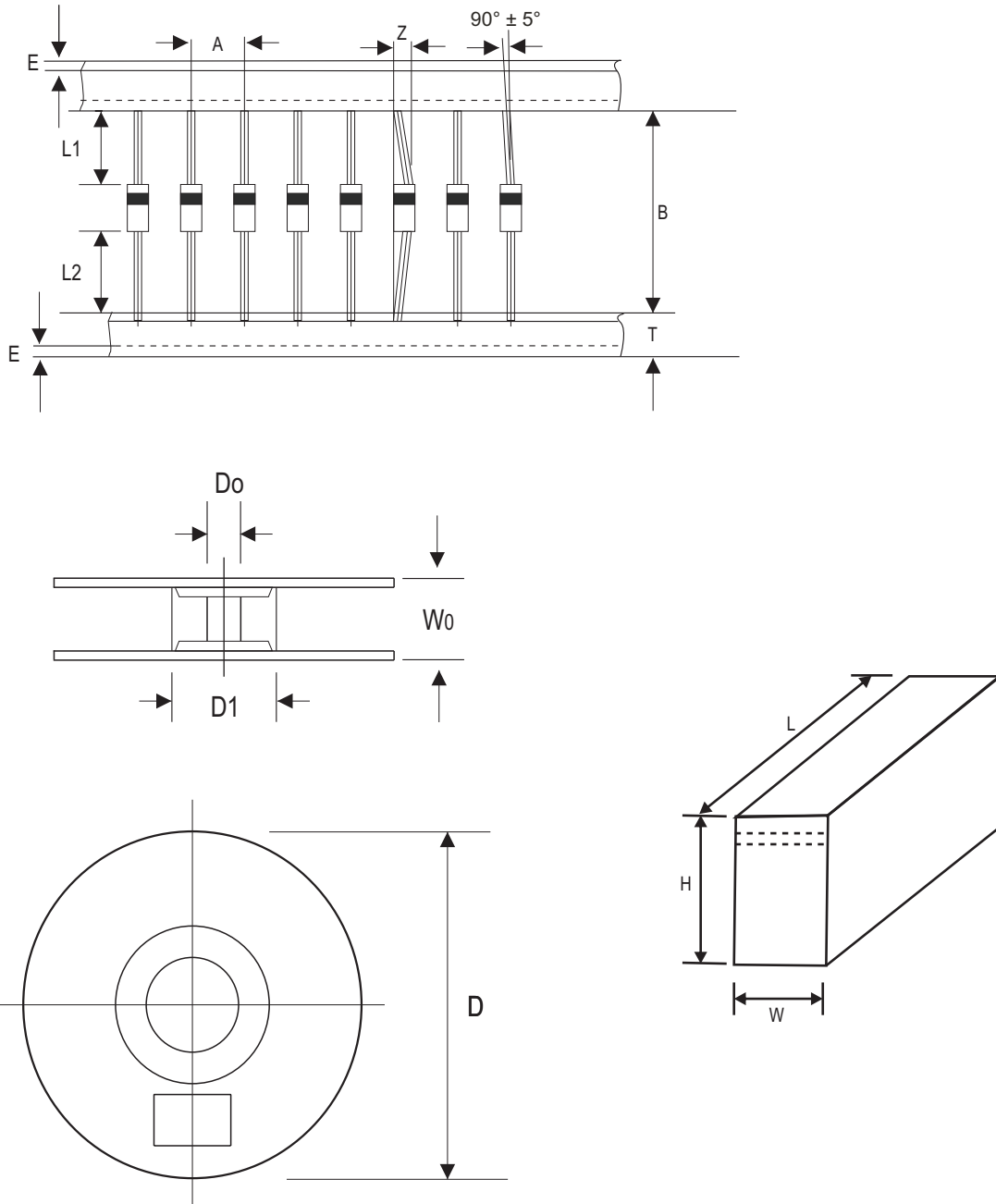


Fig.4- Typical Junction Capacitance



Taping Specification For Axial Lead Diodes



DO-15	SYMBOL	A	B	Z	T	E	L1	L2
	(mm)	5.00 ± 0.50	52.00 ± 0.50	1.20 (max)	6.00 ± 0.40	3.00 (max)	1.00 (max)	1.00 (max)
	(inch)	0.197 ± 0.020	2.047 ± 0.020	0.047 (max)	0.236 ± 0.016	0.118 (max)	0.039 (max)	0.039 (max)

DO-15	SYMBOL	D1	D0	D	W0	L	W	H
	(mm)	85.70 ± 0.30	16.60 ± 0.40	330.00	72.00 ± 3.00	260.00	75.00	145.00
	(inch)	3.374 ± 0.012	0.654 ± 0.016	13.000	2.835 ± 0.118	10.236	2.953	5.709

Marking Code

Part Number	Marking code	Packaging
HER201GA-G	HER201G	AMMO
HER202GA-G	HER202G	AMMO
HER203GA-G	HER203G	AMMO
HER204GA-G	HER204G	AMMO
HER205GA-G	HER205G	AMMO
HER206GA-G	HER206G	AMMO
HER207GA-G	HER207G	AMMO
HER208GA-G	HER208G	AMMO
HER201GT-G	HER201G	REEL
HER202GT-G	HER202G	REEL
HER203GT-G	HER203G	REEL
HER204GT-G	HER204G	REEL
HER205GT-G	HER205G	REEL
HER206GT-G	HER206G	REEL
HER207GT-G	HER207G	REEL
HER208GT-G	HER208G	REEL
HER201GB-G	HER201G	BULK
HER202GB-G	HER202G	BULK
HER203GB-G	HER203G	BULK
HER204GB-G	HER204G	BULK
HER205GB-G	HER205G	BULK
HER206GB-G	HER206G	BULK
HER207GB-G	HER207G	BULK
HER208GB-G	HER208G	BULK



XXX = Product type marking code

Note:

1) Suffix code after part number to specify packaging item .

Packaging	Code
AMMO PACK	A
REEL PACK	T
BULK PACK	B

Standard Packaging

Case Type	AMMO PACK	
	BOX (pcs)	CARTON (pcs)
DO-15	2,000	20,000
	3,000	30,000

Case Type	REEL PACK	
	REEL (pcs)	Reel Size (inch)
DO-15	4,000	13

Case Type	BULK PACK	
	BOX (pcs)	CARTON (pcs)
DO-15	500	12,000