

ISA1530AC1 ISA1603AM1

FOR LOW FREQUENCY AMPLIFY APPLICATION
SILICON PNP EPITAXIAL TYPE

DESCRIPTION

ISA1530AC1 ISA1603AM1 is super mini package resin sealed silicon PNP epitaxial type transistor.

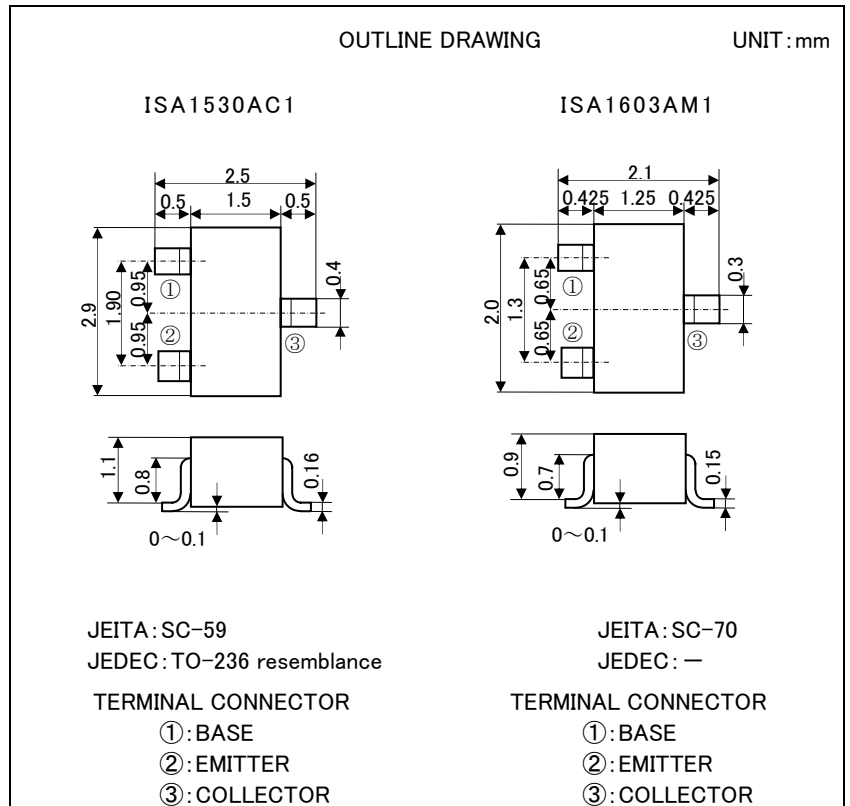
These are designed for low frequency voltage amplify application .

FEATURE

- Excellent linearity of DC forward current gain.
- Small collector to emitter saturation voltage
 $V_{CE(sat)}=-0.3V_{max}$

APPLICATION

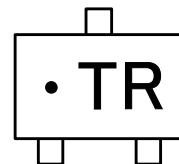
For small type machine low frequency voltage amplify application.



MAXIMUM RATINGS (Ta=25°C)

Symbol	Parameter	Ratings		UNIT
		ISA1530AC1	ISA1603AM1	
V_{CBO}	Collector to Base voltage	-60		V
V_{EBO}	Collector to Emitter voltage	-6		V
V_{CEO}	Emitter to Base voltage	-50		V
I_C	Collector current	-150		mA
P_C	Collector dissipation	200		mW
T_j	Junction temperature	+150		°C
T_{stg}	Storage temperature	-55~+150		°C

MARKING



ELECTRICAL CHARACTERISTICS (Ta=25°C)

Symbol	Parameter	Test conditions	Limits			UNIT
			Min	Ave	Max	
$V_{(BR)CEO}$	Collector to Emitter Breakdown voltage	$I_C = -100 \mu A, R_{BE} = \infty$	-50			V
I_{CBO}	Collector cut off current	$V_{CB} = -60V, I_E = 0$			-0.1	μA
I_{EBO}	Emitter cut off current	$V_{EB} = -4V, I_C = 0$			-0.1	μA
h_{FE}^*	DC forward current gain	$V_{CE} = -6V, I_C = -1mA$	120		560	-
h_{FE}	DC forward current gain	$V_{CE} = -6V, I_C = -0.1mA$	70			-
$V_{CE(sat)}$	Collector to Emitter saturation voltage	$I_C = -100mA, I_B = -10mA$			-0.3	V
f_T	Gain bandwidth product	$V_{CE} = -6V, I_E = 10mA$		200		MHz
C_{ob}	Collector output capacitance	$V_{CB} = -6V, I_E = 0, f = 1MHz$		4.0		pF
NF	Noise figure	$V_{CE} = -6V, I_E = 0.3mA, f = 100Hz, RG = 10k \Omega$			20	dB

*:It shows hFE classification in below table.

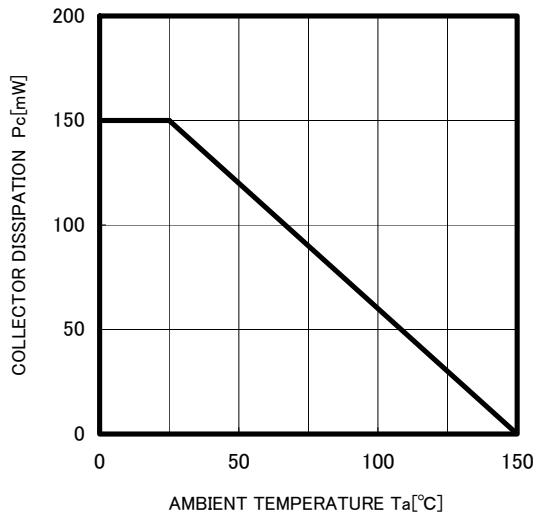
	Q	R	S
hFE	120~270	180~390	270~560

ISA1530AC1 ISA1603AM1

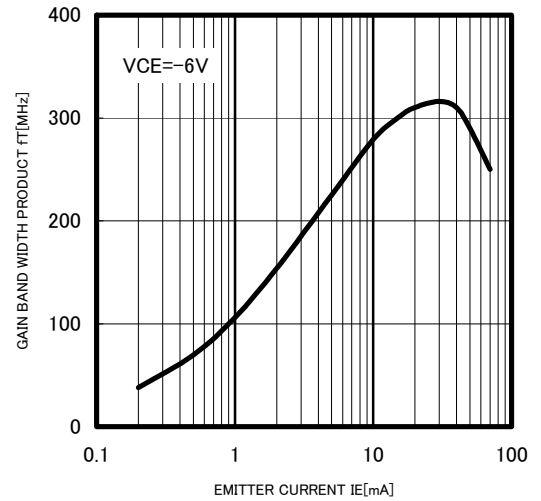
FOR LOW FREQUENCY AMPLIFY APPLICATION
SILICON PNP EPITAXIAL TYPE

TYPICAL CHARACTERISTICS

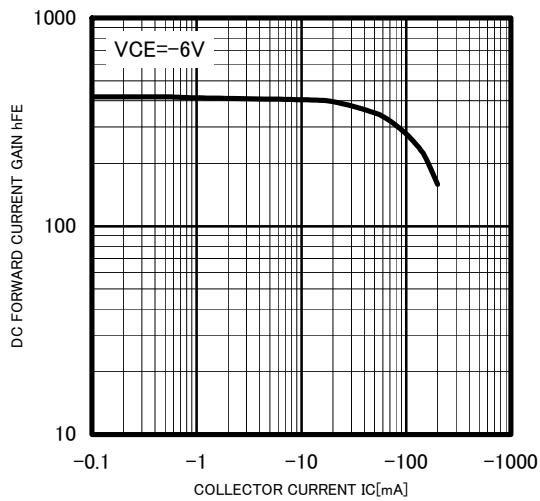
COLLECTOR DISSIPATION VS AMBIENT TEMPERATURE



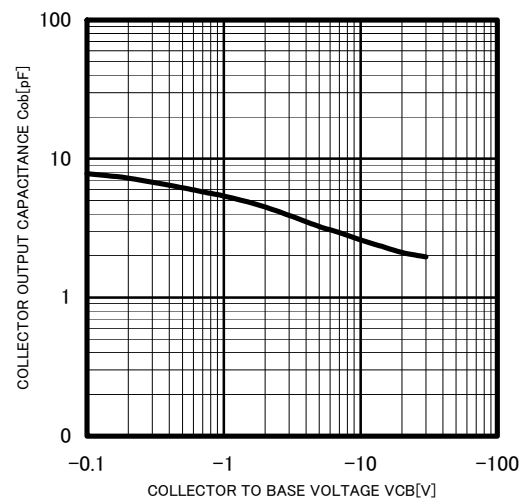
GAIN BAND WIDTH PRODUCT VS. EMITTER CURRENT



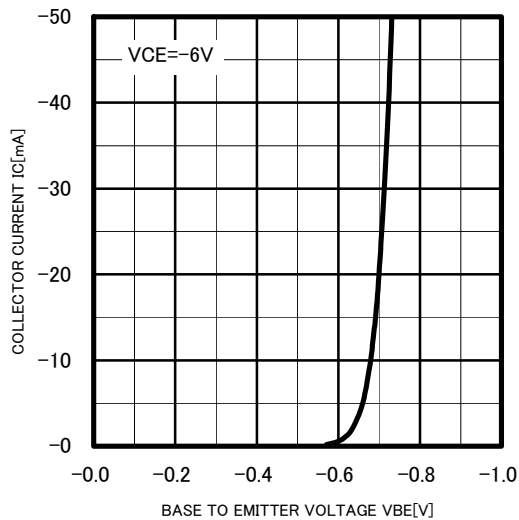
DC FORWARD CURRENT GAIN VS. COLLECTOR CURRENT



COLLECTOR OUTPUT CAPACITANCE VS. COLLECTOR TO BASE VOLTAGE



COMMON EMITTER TRANSFER





Marketing division, Marketing planning department

6-41 Tsukuba, Isahaya, Nagasaki, 854-0065 Japan

Keep safety first in your circuit designs!

•ISAHAYA Electronics Corporation puts the maximum effort into making semiconductor products better and more reliable, but there is always the possibility that trouble may occur with them. Trouble with semiconductors may lead to personal injury, fire or property damage. Remember to give due consideration to safety when making your circuit designs, with appropriate measures such as (1) placement of substitutive, auxiliary, (2) use of non-flammable material or (3) prevention against any malfunction or mishap.

Notes regarding these materials

- These materials are intended as a reference to our customers in the selection of the ISAHAYA products best suited to the customer's application; they don't convey any license under any intellectual property rights, or any other rights, belonging ISAHAYA or third party.
- ISAHAYA Electronics Corporation assumes no responsibility for any damage, or infringement of any third party's rights, originating in the use of any product data, diagrams, charts or circuit application examples contained in these materials.
- All information contained in these materials, including product data, diagrams and charts, represent information on products at the time of publication of these materials, and are subject to change by ISAHAYA Electronics Corporation without notice due to product improvements or other reasons. It is therefore recommended that customers contact ISAHAYA Electronics Corporation or an authorized ISAHAYA products distributor for the latest product information before purchasing product listed herein.
- ISAHAYA Electronics Corporation products are not designed or manufactured for use in a device or system that is used under circumstances in which human life is potentially at stake. Please contact ISAHAYA electronics corporation or an authorized ISAHAYA products distributor when considering the use of a product contained herein for any specific purposes, such as apparatus or systems for transportation, vehicular, medical, aerospace, nuclear, or undersea repeater use.
- The prior written approval of ISAHAYA Electronics Corporation is necessary to reprint or reproduce in whole or in part these materials.
- If these products or technologies are subject to the Japanese export control restrictions, they must be exported under a license from the Japanese government and cannot be imported into a country other than the approved destination. Any diversion or re-export contrary to the export control laws and regulations of Japan and/or the country of destination is prohibited.
- Please contact ISAHAYA Electronics Corporation or authorized ISAHAYA products distributor for further details on these materials or the products contained therein.