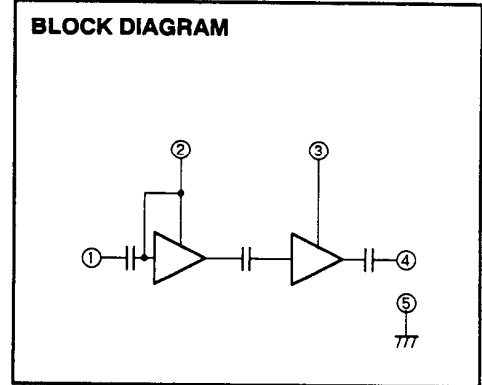
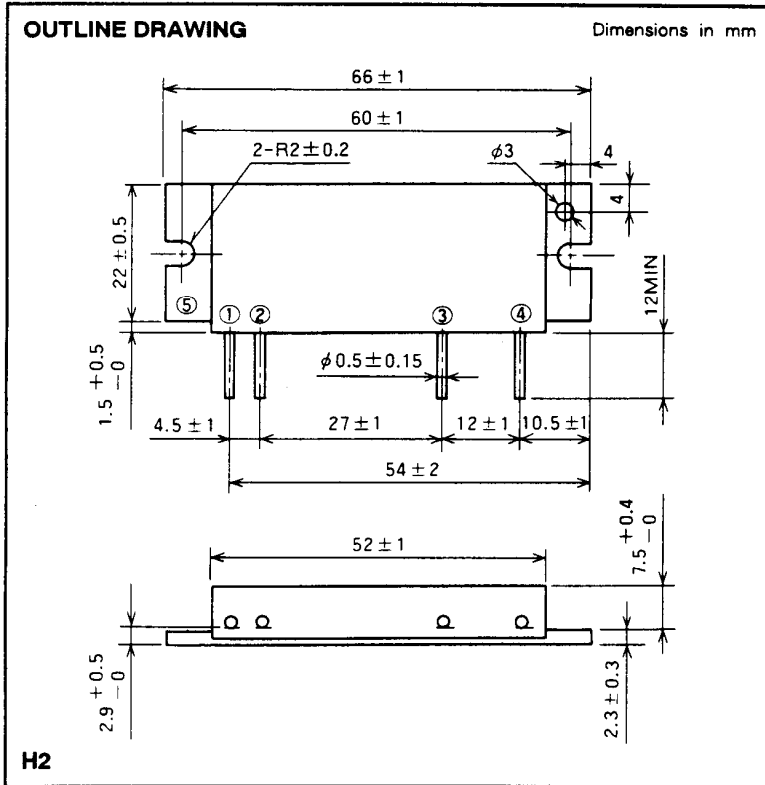


M57706L

135-145MHz, 12.5V, 8W, FM MOBILE RADIO



PIN :
 ① Pin : RF INPUT
 ② VCC1 : 1st. DC SUPPLY
 ③ VCC2 : 2nd. DC SUPPLY
 ④ Po : RF OUTPUT
 ⑤ GND : FIN

ABSOLUTE MAXIMUM RATINGS (T_c = 25 °C unless otherwise noted)

Symbol	Parameter	Conditions	Ratings	Unit
V _{cc}	Supply voltage		17	V
I _{cc}	Total current		5	A
P _{in(max)}	Input power	Z _G = Z _L = 50 Ω	0.4	W
P _{o(max)}	Output power	Z _G = Z _L = 50 Ω	12	W
T _{c(OP)}	Operation case temperature		- 30 to 110	°C
T _{stg}	Storage temperature		- 40 to 110	°C

Note. Above parameters are guaranteed independently.

ELECTRICAL CHARACTERISTICS (T_c = 25 °C unless otherwise noted)

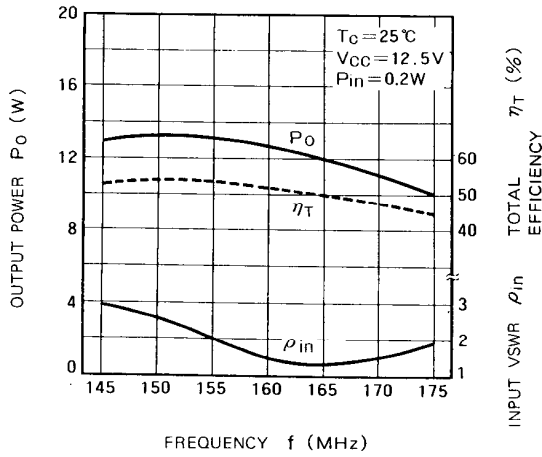
Symbol	Parameter	Test conditions	Limits		Unit
			Min	Max	
f	Frequency range	P _{in} = 0.2W V _{cc} = 12.5V Z _G = Z _L = 50 Ω	135	145	MHz
P _o	Output power		8		W
η _T	Total efficiency		35		%
2f _o	2nd. harmonic			- 25	dBc
3f _o	3rd. harmonic			- 30	dBc
ρ _{in}	Input VSWR			4	-
-	Load VSWR tolerance	V _{cc} = 15.2V, P _o = 8W (P _{in} : controlled) Load VSWR=20:1 (All phase), 2sec. Z _G = 50Ω	No degradation or destroy		-

Note. Above parameters, ratings, limits and conditions are subject to change.

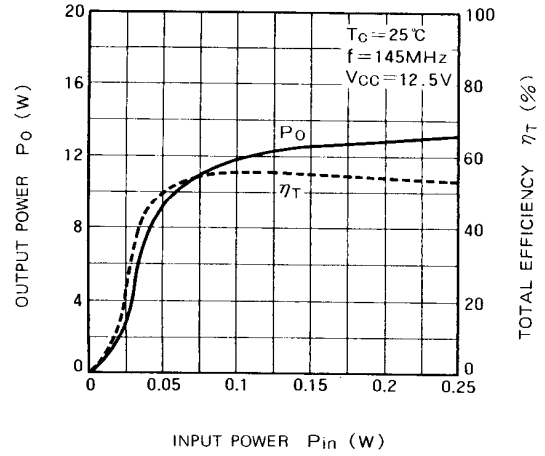
TYPICAL PERFORMANCE DATA

(Typical performance datas of M57706 are shown under, Typical performance datas of M57706L are similar to these of M57706)

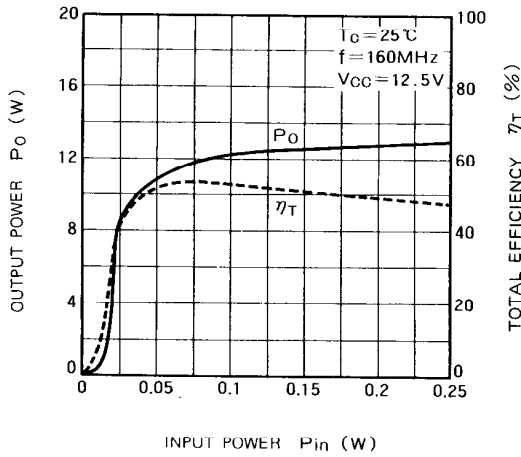
OUTPUT POWER, TOTAL EFFICIENCY, INPUT VSWR VS. FREQUENCY



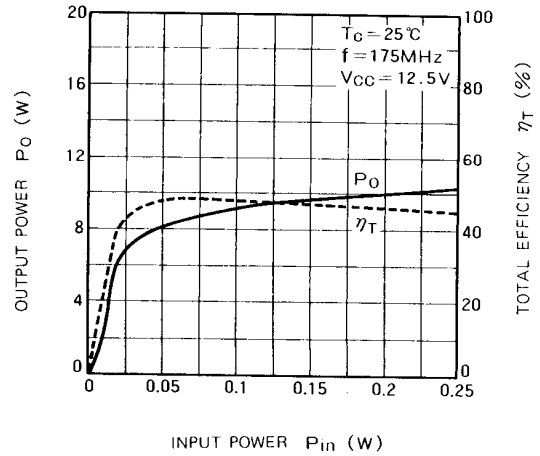
OUTPUT POWER, TOTAL EFFICIENCY, VS. INPUT POWER (f = 145MHz)



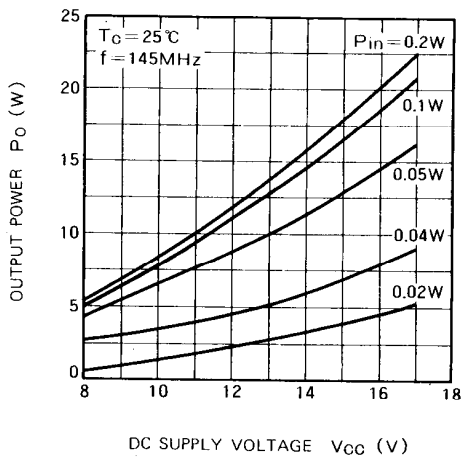
OUTPUT POWER, TOTAL EFFICIENCY, VS. INPUT POWER (f = 160MHz)



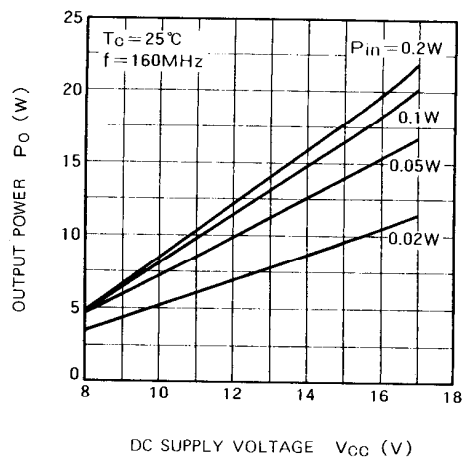
OUTPUT POWER, TOTAL EFFICIENCY, VS. INPUT POWER (f = 175MHz)



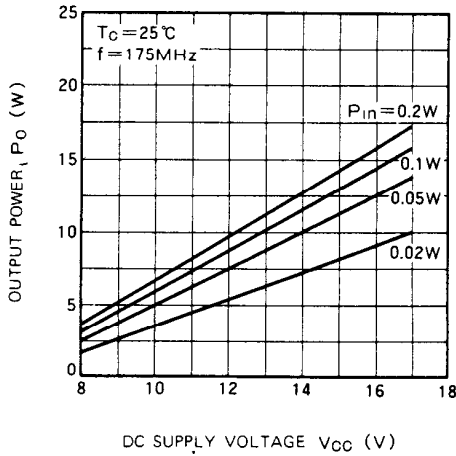
OUTPUT POWER VS. DC SUPPLY VOLTAGE (f = 145MHz)



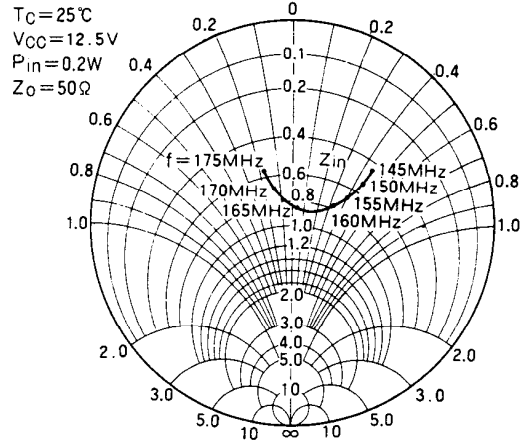
OUTPUT POWER VS. DC SUPPLY VOLTAGE (f = 160MHz)



OUTPUT POWER VS. DC SUPPLY VOTAGE (f = 175MHz)



INPUT IMPEDANCE VS. FREQUENCY



DESIGN CONSIDERATION OF HEAT RADIATION.

Please refer to following consideration when designing heat sink.

1. Junction temperature of incorporated transistors at standard operation.

(1) Thermal resistance between junction and package of incorporated transistors.

- a) First stage transistor
 $R_{th(j-c)1} = 10^{\circ}C/W$ (Typ.)
- b) Final stage transistor
 $R_{th(j-c)2} = 3^{\circ}C/W$ (Typ.)

(2) Junction temperature of incorporated transistors at standard operation.

- Conditions for standard operation.
 $P_o = 8W$, $V_{CC} = 12.5V$, $P_{in} = 0.2W$, $\eta_T = 35%$ (minimum rating), P_{O1} (Note 1) = 1.8W, $I_T = 1.9A$ (I_{T1} (2) = 0.3A, I_{T2} (3) = 1.6A)

Note 1: Output power of the first stage transistor
 Note 2: Circuit current of the first stage transistor
 Note 3: Circuit current of the final stage transistor

- Junction temperature of the first stage transistor
 $T_{j1} = (V_{CC} \times I_{T1} - P_{O1} + P_{in}) \times R_{th(j-c)1} + T_c$ (4)
 $= (12.5 \times 0.3 - 1.8 + 0.2) \times 10 + T_c$
 $= 22 + T_c$ ($^{\circ}C$)

Note 4: Package temperature of device

- Junction temperature of the final stage transistor
 $T_{j2} = (V_{CC} \times I_{T2} - P_o + P_{O1}) \times R_{th(j-c)2} + T_c$
 $= (12.5 \times 1.6 - 8 + 1.8) \times 3 + T_c$
 $= 42 + T_c$ ($^{\circ}C$)

2. Heat sink design

In thermal design of heat sink, try to keep the package temperature at the upper limit of the operating ambient temperature (normally $T_a = 60^{\circ}C$) and at the output power of 8W below $90^{\circ}C$.

The thermal resistance $R_{th(c-a)}$ (5) of the heat sink to realize this:

$$R_{th(c-a)} = \frac{\text{Note 5}}{(P_o/\eta_T) - P_o + P_{in}} = \frac{T_c - T_a}{(8/0.35) - 8 + 0.2} = \frac{90 - 60}{(8/0.35) - 8 + 0.2} = 2.0$$

Note 5: Inclusive of the contact thermal resistance between device and heat sink

Mounting the heat sink of the above thermal resistance on the device,

$$T_{j1} = 122^{\circ}C, T_{j2} = 142^{\circ}C \text{ at } T_a = 60^{\circ}C, T_c = 90^{\circ}C.$$

In the annual average of ambient temperature is $30^{\circ}C$,
 $T_{j1} = 92^{\circ}C, T_{j2} = 112^{\circ}C$

As the maximum junction temperature of these incorporated transistors T_{jmax} are $175^{\circ}C$, application under fully derated condition is ensure.