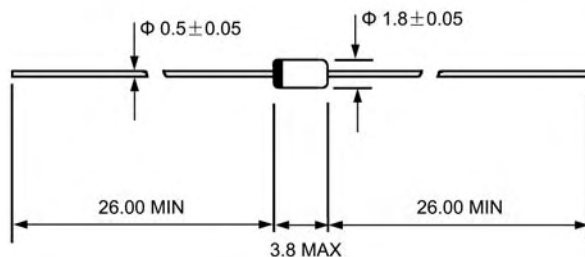


**VOLTAGE RANGE: 30 V**
**CURRENT: 0.03 A**
**DO - 35(GLASS)**


Dimensions in millimeters

## Features

- ◇ Low forward voltage drop
  - ◇ Satisfactory wave detection efficiency
  - ◇ Extremely low reverse current  $I_R$
  - ◇ Small temperature coefficient of forward characteristics
  - ◇ Extremely low reverse current
- These products are ideal for use in ordinary wave detection and super high speed switching circuits

## Mechanical Data

- ◇ Case: JEDEC DO--35, glass case
- ◇ Polarity: Color band denotes cathode end
- ◇ Product Sign: Marking MA700A on body
- ◇ Weight: Approx. 0.13 gram

## ABSOLUTE RATINGS (LIMITING VALUES) (T<sub>A</sub>=25°C)

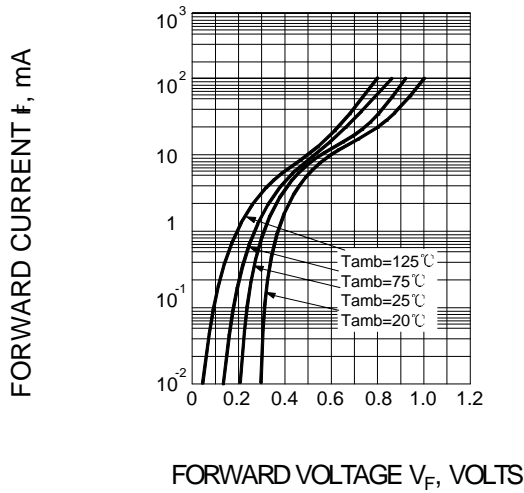
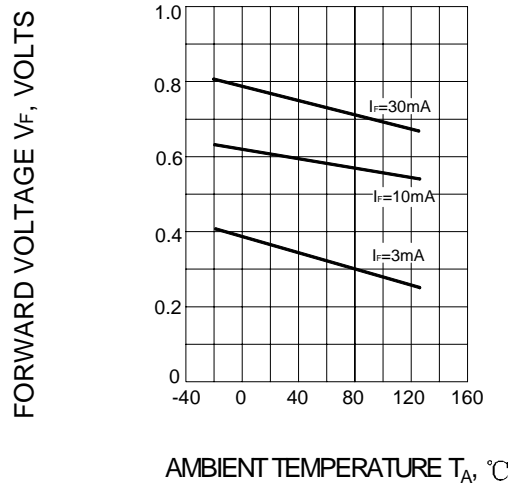
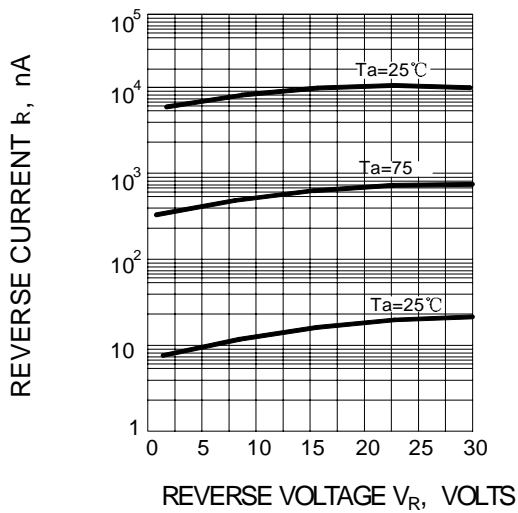
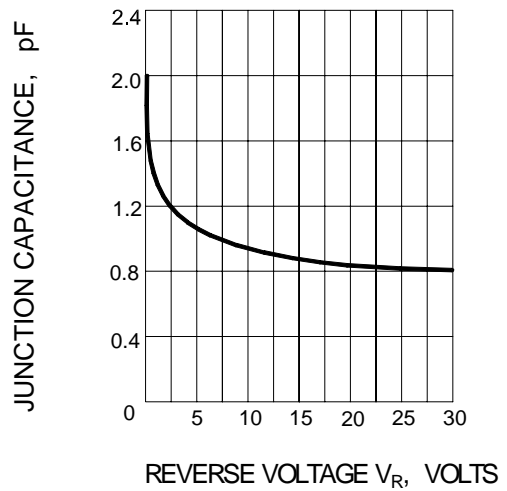
Parameters	Symbols	Value	UNITS
Reverse voltage	$V_R$	30.0	V
Peak reverse voltage	$V_{RM}$	30.0	V
Average rectified current	$I_O$	30.0	mA
Peak forward current	$I_{FM}$	150.0	mA
Junction temperature	$T_J$	125	°C
Storage temperature	$T_{STG}$	- 55 ---- + 150	°C

## ELECTRICAL CHARACTERISTICS (T<sub>A</sub>=25°C)

Parameters	Symbols	Test Conditions	Min.	Typ.	Max.	UNITS
Forward voltage(DC)	$V_F$	$I_F=1mA$			0.4	V
		$I_F=30mA$			1.0	
Reverse current	$I_R$	$V_R=30V$			150	nA
Junction capacitance	$C_J$	$V_R=1V$ $f=1MHz$		1.3		pF
Rectifier efficiency	$\eta$	$V_i=3V$ $f=30MHz$ $C_L=10pF$ $R_L=3.9K\Omega$		60.0		%
Reverse recovery time	$t_{rr}$	$I_F=I_R=10mA$ $t_{rr}=1mA$ $R_c=100k\Omega$		1		ns

NOTE: 1. Schottky barrier rectifier diode is sensitive to electric shock(static electricity .etc.).Due attention must be paid on charge of a human body and leakage from the equipment used.

## Ratings AND Characteristic Curves

**FIG.1 – FORWARD VOLTAGE VS. FORWARD CURRENT**

**FIG.2 – FORWARD VOLTAGE VS. AMBIENT TEMPERATURE**

**FIG.3 – MA700A REVERSE CHARACTERISTICS**

**FIG.4 – MA700A JUNCTION CAPACITANCE**


## Ratings AND Characteristic Curves

**FIG.5 – MA700A REVERSE CURRENT TEMPERATURE CHARACTERISTICS**

