



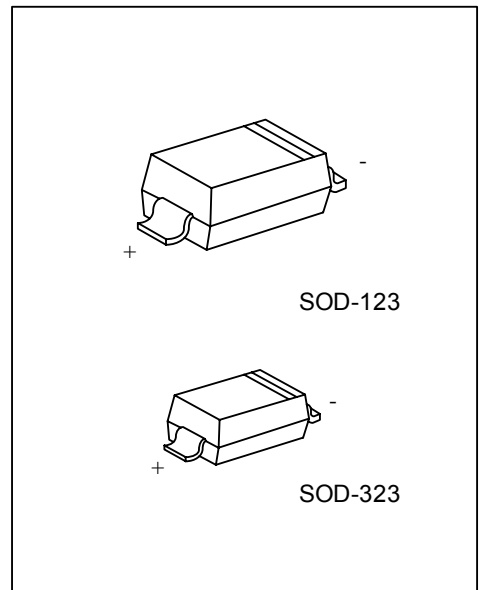
MBR0530

DIODE

SCHOTTKY RECTIFIER

■ FEATURES

- * For surface mounted applications
- * Low forward voltage drop ($V_F=0.37V$ Typ. at 0.1A)
- * Guard ring for transient and ESD protection



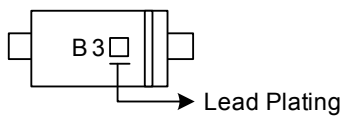
*Pb-free plating product number: MBR0530L

■ ORDERING INFORMATION

Order Number		Package	Packing
Normal	Lead Free Plating		
MBR0530-CA2-R	MBR0530L-CA2-R	SOD-123	Tape Reel
MBR0530-CB2-R	MBR0530L-CB2-R	SOD-323	Tape Reel

<p>MBR0530L-CA2-R</p> <p>(1)Packing Type (2)Package Type (3)Lead Plating</p>	<p>(1) R: Tape Reel (2) CA2: SOD-123, CB2: SOD-323 (3) L: Lead Free Plating Blank: Pb/Sn</p>
--	--

■ MARKING



■ ABSOLUTE MAXIMUM RATINGS (Ta=25)

PARAMETER	SYMBOL	RATINGS	UNIT
Maximum Repetitive Peak Reverse Voltage	V_{RRM}	30	V
Maximum DC Blocking Voltage	V_R	30	V
Working Peak Reverse Voltage	V_{RWM}	30	V
Maximum RMS Reverse Voltage	$V_{R(RMS)}$	21	V
Maximum Voltage Rate of Change (Rated V_R)	dv/dt	1000	V/ μ s
Average Rectified Forward Current	I_{OUT}	500	mA
Non-Repetitive Peak Forward Surge Current	I_{FSM}	5.5	A
Power Dissipation	P_D	410	mW
Storage Temperature	T_{STG}	-65 ~ +150	

Note: Absolute maximum ratings are those values beyond which the device could be permanently damaged.

Absolute maximum ratings are stress ratings only and functional device operation is not implied.

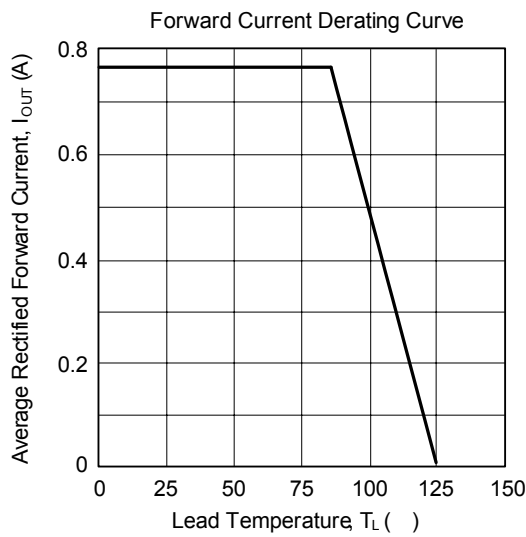
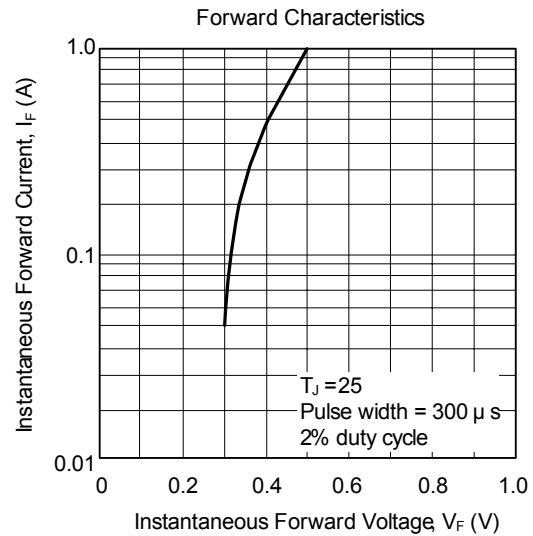
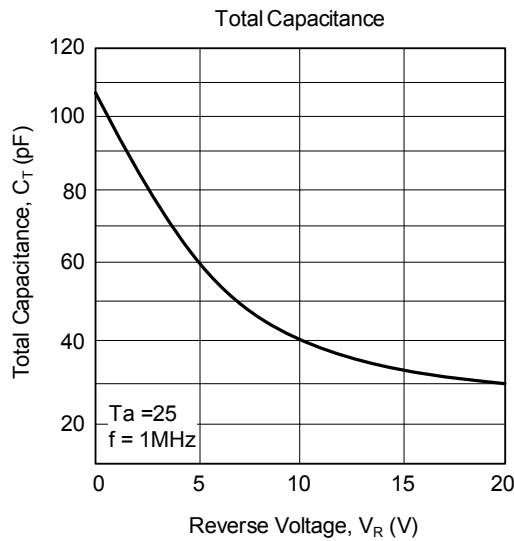
■ THERMAL DATA

PARAMETER	SYMBOL	RATINGS	UNIT
Thermal Resistance Junction to Ambient	θ_{JA}	244	/W

■ ELECTRICAL CHARACTERISTICS (Ta=25 , unless otherwise specified)

PARAMETER	SYMBOL	TEST CONDITIONS	MIN	TYP	MAX	UNIT
Reverse Breakdown Voltage	BV_R	$I_R=130\mu A$	30			V
Forward Voltage Drop	V_{F1}	$I_F=0.1A$			0.375	V
	V_{F2}	$I_F=0.5A$			0.430	
Reverse Leakage Current	I_{R1}	$V_R=15V$			20	μA
	I_{R2}	$V_R=30V$			130	
Total Capacitance	C_T	$V_R=1V, f=1MHz$			170	pF
Typical Reverse Recovery Time	t_{RR}	$I_F=I_R=10mA, R_L=100\Omega,$ recover to $0.1 \times I_R$			4	ns

■ TYPICAL CHARACTERISTICS



UTC assumes no responsibility for equipment failures that result from using products at values that exceed, even momentarily, rated values (such as maximum ratings, operating condition ranges, or other parameters) listed in products specifications of any and all UTC products described or contained herein. UTC products are not designed for use in life support appliances, devices or systems where malfunction of these products can be reasonably expected to result in personal injury. Reproduction in whole or in part is prohibited without the prior written consent of the copyright owner. The information presented in this document does not form part of any quotation or contract, is believed to be accurate and reliable and may be changed without notice.