

**MBRF2020CT
 THRU
 MBRF20100CT**

Features

- Low Power Loss
- High Efficiency
- Low Forward Voltage , High Current Capability
- High surge capacity
- Case : ITO-220AB Full Molded Plastic Package

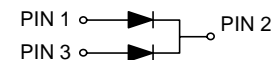
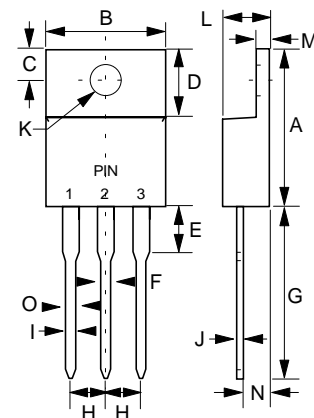
**20 Amp
 Schottky
 Barrier Rectifier
 20 to 100 Volts**

Maximum Ratings

- Operating Junction Temperature: -50°C to +150°C
- Storage Temperature: -50°C to +150°C

Microsemi Catalog Number	Device Marking	Maximum Recurrent Peak Reverse Voltage	Maximum RMS Voltage	Maximum DC Blocking Voltage
MBRF2020CT	F2020CT	20V	14V	20V
MBRF2030CT	F2030CT	30V	21V	30V
MBRF2040CT	F2040CT	40V	26V	40V
MBRF2045CT	F2045CT	45V	31.5V	45V
MBRF2050CT	F2050CT	50V	35V	50V
MBRF2060CT	F2060CT	60V	42V	60V
MBRF2080CT	F2080CT	80V	56V	80V
MBRF20100CT	F20100CT	100V	70V	100V

ITO-220AB



Electrical Characteristics @ 25°C Unless Otherwise Specified

Average Forward Current	$I_{F(AV)}$	20 A	$T_C = 100^\circ\text{C}$
Peak Forward Surge Current	I_{FSM}	150A	8.3ms, half sine
Maximum Instantaneous Forward Voltage 2020CT-2045CT 2050CT-2060CT 2080CT-20100CT	V_F	.84V .95V .85V	$T_J = 25^\circ\text{C}$ $I_{FM} = 20\text{A};$ $I_{FM} = 20\text{A};$ $I_{FM} = 10\text{A};$
Maximum DC Reverse Current At Rated DC Blocking Voltage	I_R	0.5mA 50mA	$T_C = 25^\circ\text{C}$ $T_C = 100^\circ\text{C}$

DIM	INCHES		MM		NOTE
	MIN	MAX	MIN	MAX	
A	.583	.606	14.80	15.40	
B	---	.406	---	10.30	
C	.100	.112	2.55	2.85	
D	.248	.272	6.30	6.90	
E	---	.161	---	4.10	
F	---	.071	---	1.80	
G	.512	.543	13.00	13.80	
H	---	.100	---	2.55	
I	---	.035	---	0.90	
J	---	.032	---	0.80	
K	.118	.134	3.00	3.40	∅
L	---	.189	---	4.80	
M	---	.130	---	3.30	
N	.098	.114	2.50	2.90	
O	---	.055	---	1.40	

MBRF2020CT thru MBRF20100CT

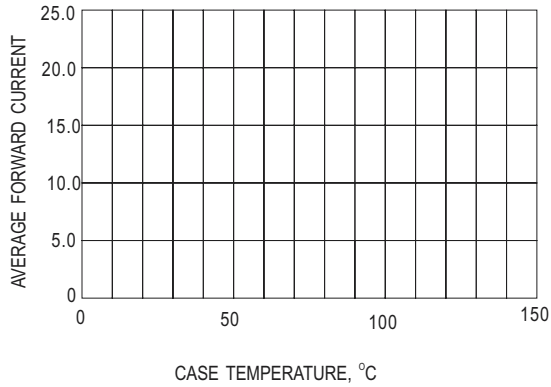


Fig.1- FORWARD CURRENT DERATING CURVE

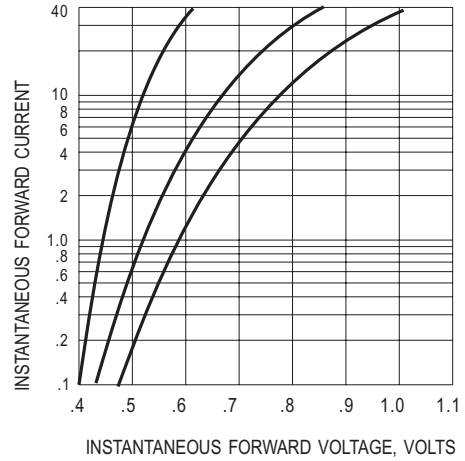


Fig.2- TYPICAL INSTANTANEOUS FORWARD CHARACTERISTIC

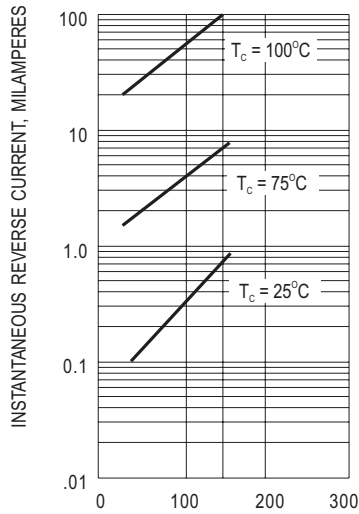


Fig.3- TYPICAL REVERSE CHARACTERISTIC

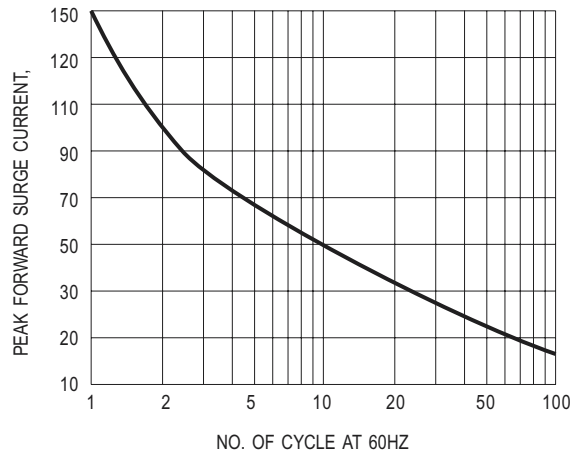


Fig.4- MAXIMUM NON-REPETITIVE SURGE CURRENT

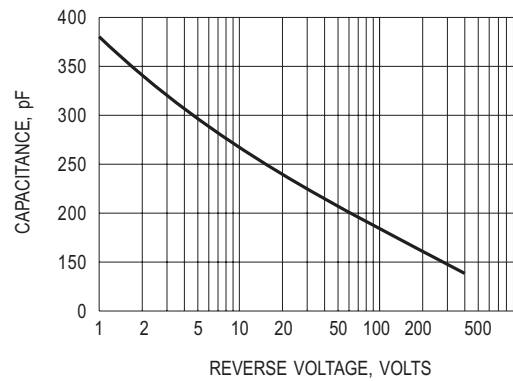


Fig.5- TYPICAL JUNCTION CAPACITANCE