

Panel Potentiometer

Model P232 / P233



Features:

- 24 mm rotary
- Sealed / dust proof
- Long life element
- 2 million cycle life
- Metal shaft / bushing



Model Styles Available

Side Adjust, Solder Lugs, Single-Gang	P232
Side Adjust, Solder Lugs, Dual-Gang	P233

Electrical

Resistance Range, Ohms	1K-1M (for "B" taper) 5K-1M (for other tapers)
Standard Resistance Tolerance	± 10%
Residual Resistance	3 ohms max.
Input Voltage, Maximum	200 Vdc max.
Power rating, Watts	0.5W- B taper, 0.3W- others
Dielectric Strength	500Vac, 1 minute
Insulation Resistance, Minimum	100M ohms at 1,000Vdc/ 1 minute
Peak Noise (Contact Resistance Variation) @ 6 rpm	±3% max.
Linearity	±3% max.
Actual Electrical Travel, Nominal	280°
Gang Error	±3dB (-40dB to 0dB)

Mechanical

Total Mechanical Travel	300°± 5°
Static Stop Strength, Minimum	120 oz-in
Rotational Torque, Maximum, Single Gang (P232)	1.5 oz-in
Rotational Torque, Maximum, Dual Gang (P233)	3.0 oz-in

Environmental

Operating Temperature Range	-10°C to +85°C
Rotational Life	2,000,000 cycles

General Note

TT Electronics reserves the right to make changes in product specification without notice or liability. All information is subject to TT Electronics' own data and is considered accurate at time of going to print.

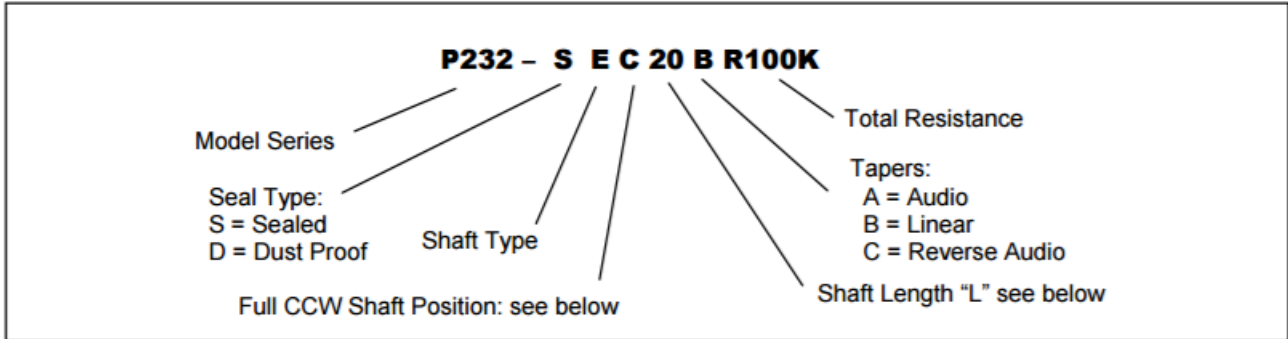
TT Electronics | BI Technologies
4200 Bonita Place, Fullerton, CA USA 92835 | Ph: +1 714 447 2345
www.ttelectronics.com | sensors@ttelectronics.com

Panel Potentiometer

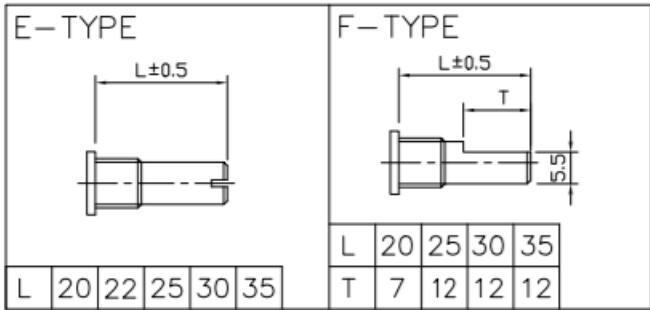
Model P232 / P233



Ordering

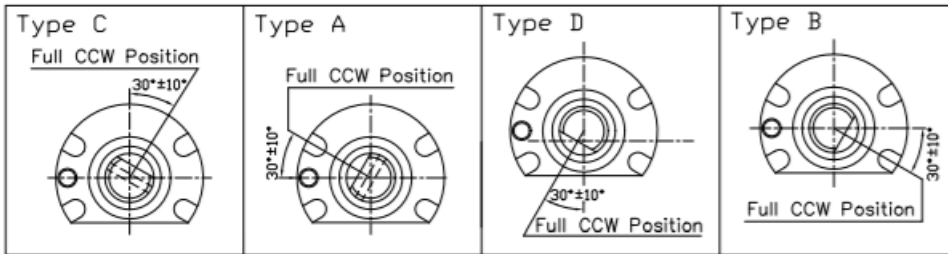


Shaft Types



Shaft Position (F-Type Shaft)

Dashed lines on Type "C" and Type "A" shows position of adjustment slot for E-Type shaft



STANDARD RESISTANCE VALUES, OHMS

500 1K 2K 5K 10K 20K 50K 100K 200K 500K 1 M

General Note

TT Electronics reserves the right to make changes in product specification without notice or liability. All information is subject to TT Electronics' own data and is considered accurate at time of going to print.

TT Electronics | BI Technologies
4200 Bonita Place, Fullerton, CA USA 92835 | Ph: +1 714 447 2345
www.ttelectronics.com | sensors@ttelectronics.com

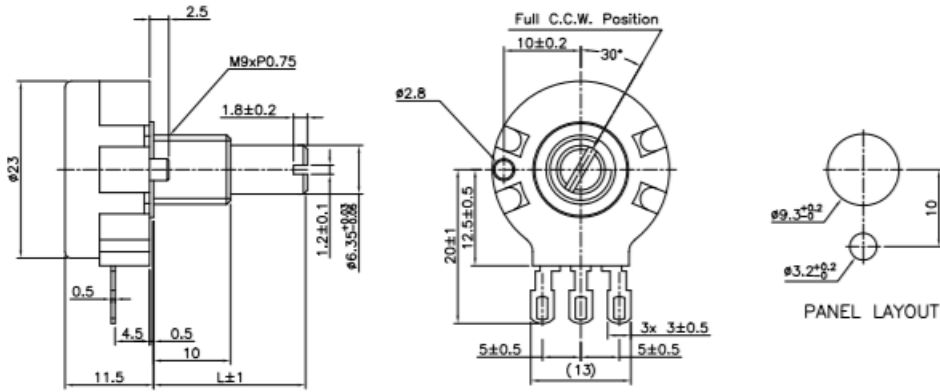
Panel Potentiometer

Model P232 / P233

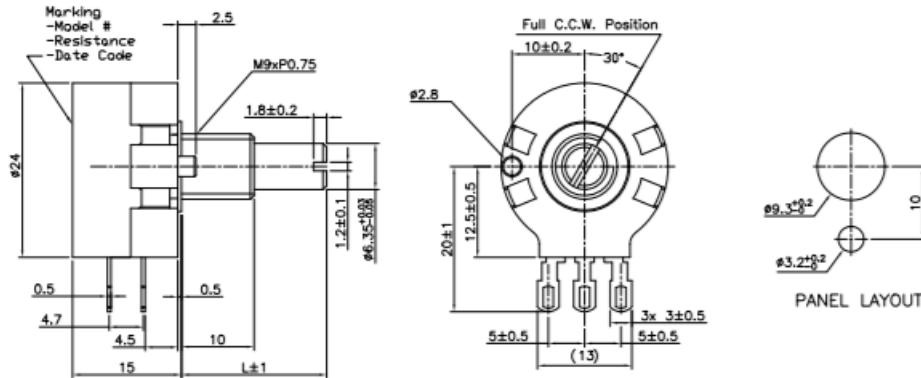


Outline Drawings

Model P232

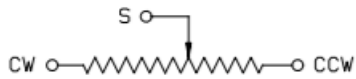


Model P233

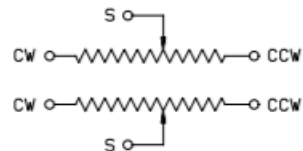


CIRCUIT DIAGRAM

P232 (Single gang)



P233 (Dual gang)



General Note
TT Electronics reserves the right to make changes in product specification without notice or liability. All information is subject to TT Electronics' own data and is considered accurate at time of going to print.

TT Electronics | BI Technologies
4200 Bonita Place, Fullerton, CA USA 92835 | Ph: +1 714 447 2345
www.ttelectronics.com | sensors@ttelectronics.com