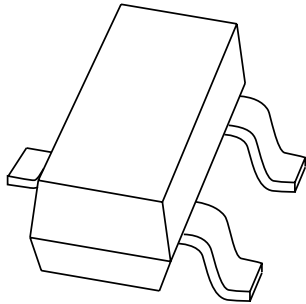


DATA SHEET



PBR941 UHF wideband transistor

Product specification
Supersedes data of 1998 May 08
File under Discrete Semiconductors, SC14

1998 Aug 10

UHF wideband transistor

PBR941

FEATURES

- Small size
- Low noise
- Low distortion
- High gain
- Gold metallization ensures excellent reliability.

APPLICATIONS

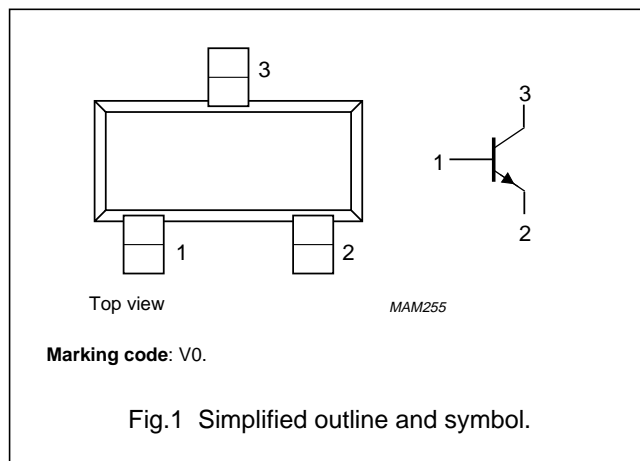
- Communication and instrumentation systems.

DESCRIPTION

Silicon NPN transistor in a surface mount 3-pin SOT23 package. The transistor is primarily intended for wideband applications in the GHz-range in the RF front end of analog and digital cellular telephones, cordless phones, radar detectors, pagers and satellite TV-tuners.

PINNING - SOT23

PIN	DESCRIPTION
1	base
2	emitter
3	collector



QUICK REFERENCE DATA

SYMBOL	PARAMETER	CONDITIONS	TYP.	MAX.	UNIT
C_{re}	feedback capacitance	$I_C = 0$; $V_{CB} = 6$ V; $f = 1$ MHz	0.3	–	pF
f_T	transition frequency	$I_C = 15$ mA; $V_{CE} = 6$ V; $f_m = 1$ GHz	8	–	GHz
G_{UM}	maximum unilateral power gain	$I_C = 15$ mA; $V_{CE} = 6$ V; $f = 1$ GHz; $T_{amb} = 25$ °C	15	–	dB
F	noise figure	$\Gamma_S = \Gamma_{opt}$; $I_C = 5$ mA; $V_{CE} = 6$ V; $f = 1$ GHz	1.4	–	dB
P_{tot}	total power dissipation	$T_s = 60$ °C; note 1	–	360	mW
$R_{th\ j-s}$	thermal resistance from junction to soldering point	$P_{tot} = 360$ mW	–	320	K/W

Note

1. T_s is the temperature at the soldering point of the collector pin.

UHF wideband transistor

PBR941

LIMITING VALUES

In accordance with the Absolute Maximum Rating System (IEC 134).

SYMBOL	PARAMETER	CONDITIONS	MIN.	MAX.	UNIT
V_{CBO}	collector-base voltage	open emitter	–	20	V
V_{CEO}	collector-emitter voltage	open base	–	10	V
V_{EBO}	emitter-base voltage	open collector	–	1.5	V
I_C	collector current (DC)		–	50	mA
$I_{C(AV)}$	average collector current		–	50	mA
P_{tot}	total power dissipation	$T_s = 60\text{ °C}$; note 1	–	360	mW
T_{stg}	storage temperature		–65	+150	°C
T_j	junction temperature		–	175	°C

Note

- T_s is the temperature at the soldering point of the collector pin.

THERMAL CHARACTERISTICS

SYMBOL	PARAMETER	CONDITIONS	VALUE	UNIT
$R_{th\ j-s}$	thermal resistance from junction to soldering point; note 1	$P_{tot} = 360\text{ mW}$; $T_s = 60\text{ °C}$; note 1	320	K/W

Note

- T_s is the temperature at the soldering point of the collector pin.

UHF wideband transistor

PBR941

CHARACTERISTICS

$T_j = 25\text{ °C}$; unless otherwise specified.

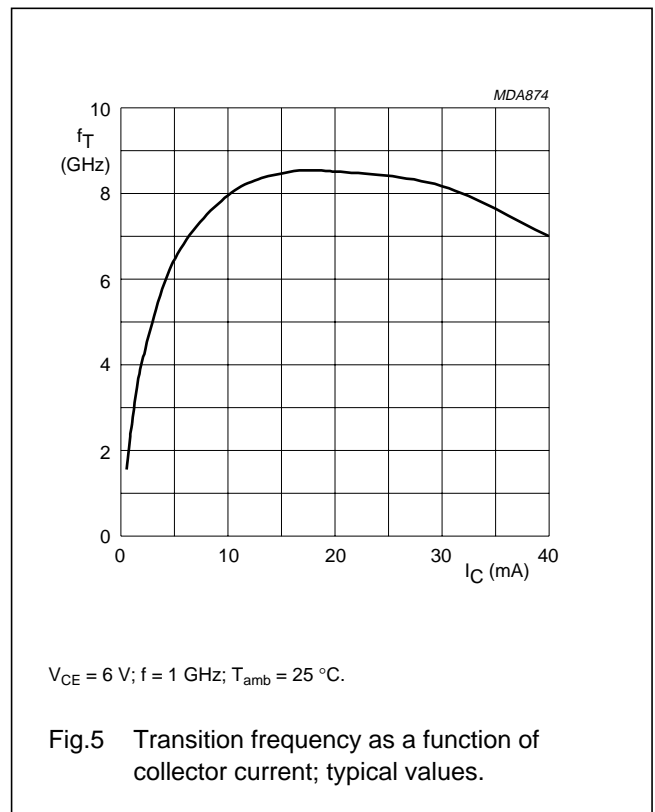
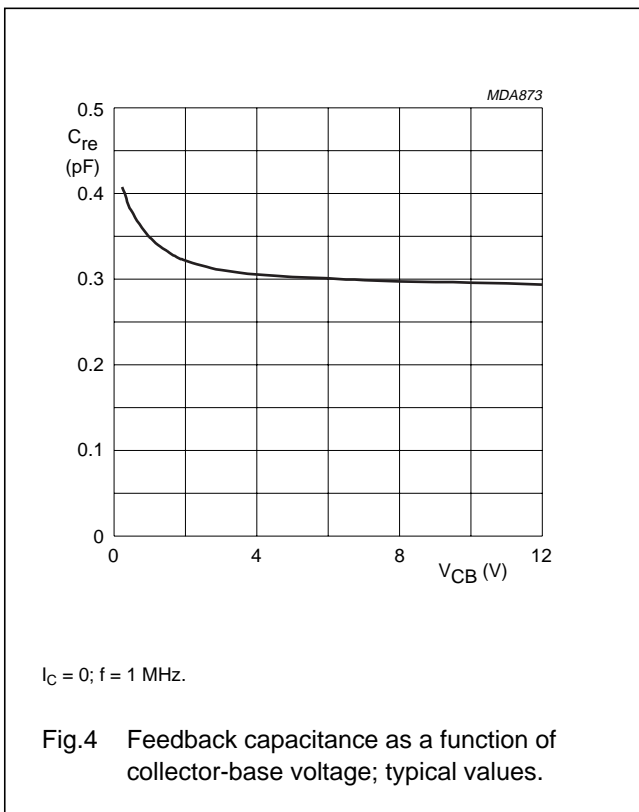
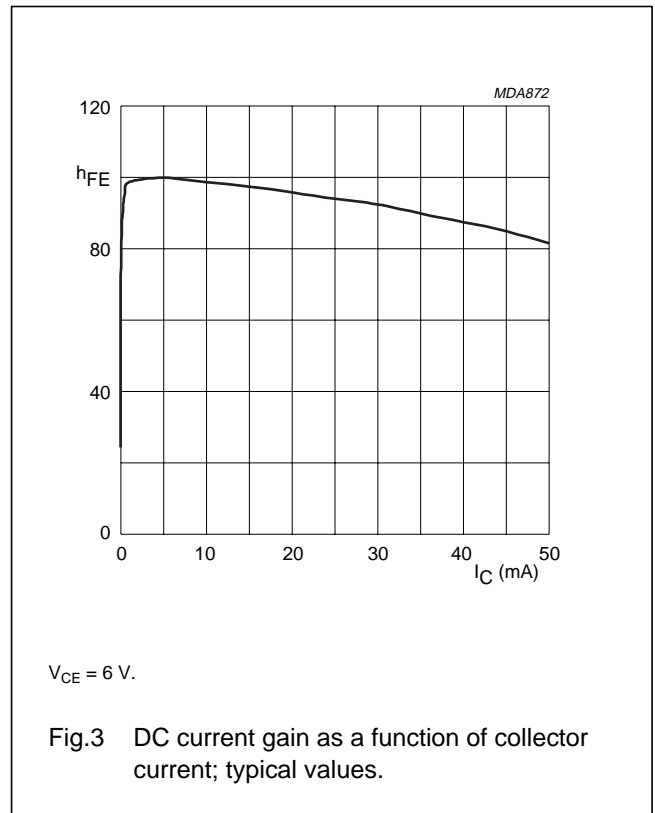
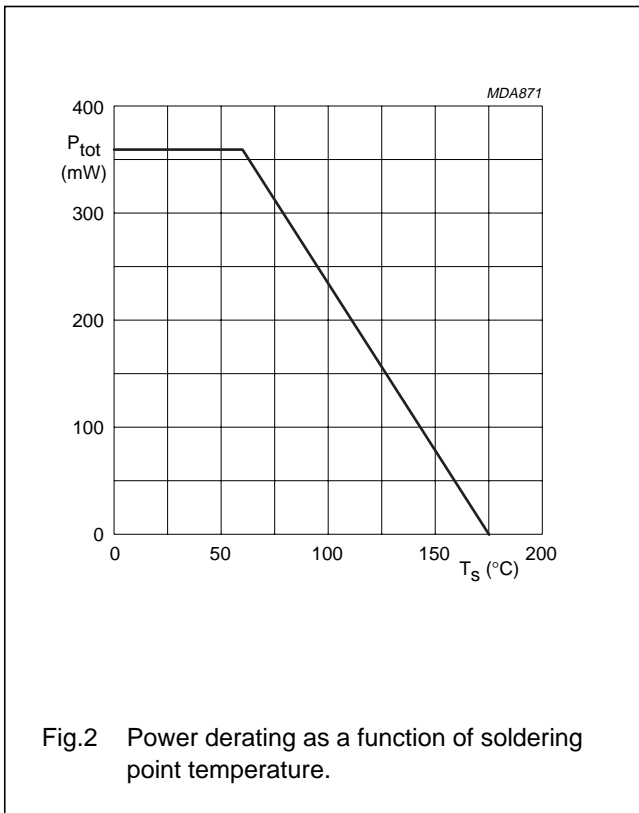
SYMBOL	PARAMETER	CONDITIONS	MIN.	TYP.	MAX.	UNIT
DC characteristics						
$V_{(BR)CBO}$	collector-base breakdown voltage	$I_C = 100\ \mu\text{A}; I_E = 0$	20	–	–	V
$V_{(BR)CEO}$	collector-emitter breakdown voltage	$I_C = 100\ \mu\text{A}; I_B = 0$	10	–	–	V
$V_{(BR)EBO}$	emitter-base breakdown voltage	$I_E = 10\ \mu\text{A}; I_C = 0$	1.5	–	–	V
I_{CBO}	collector-base leakage current	$V_{CB} = 10\ \text{V}; I_E = 0$	–	–	100	nA
I_{EBO}	emitter-base leakage current	$V_{EB} = 1\ \text{V}; I_C = 0$	–	–	100	nA
h_{FE}	DC current gain	$I_C = 5\ \text{mA}; V_{CE} = 6\ \text{V}$	50	100	200	
		$I_C = 15\ \text{mA}; V_{CE} = 6\ \text{V}$	–	100	–	
AC characteristics						
C_{re}	feedback capacitance	$I_C = 0; V_{CB} = 6\ \text{V}; f = 1\ \text{MHz}$	–	0.3	–	pF
f_T	transition frequency	$I_C = 15\ \text{mA}; V_{CE} = 6\ \text{V}; f = 1\ \text{GHz}$	–	8	–	GHz
G_{UM}	maximum unilateral power gain; note 1	$I_C = 15\ \text{mA}; V_{CE} = 6\ \text{V};$ $T_{amb} = 25\text{ °C}; f = 1\ \text{GHz}$	–	15	–	dB
		$I_C = 15\ \text{mA}; V_{CE} = 6\ \text{V};$ $T_{amb} = 25\text{ °C}; f = 2\ \text{GHz}$	–	9.5	–	dB
F	noise figure	$\Gamma_S = \Gamma_{opt}; I_C = 5\ \text{mA}; V_{CE} = 6\ \text{V};$ $f = 1\ \text{GHz}$	–	1.4	–	dB
		$\Gamma_S = \Gamma_{opt}; I_C = 5\ \text{mA}; V_{CE} = 6\ \text{V};$ $f = 2\ \text{GHz}$	–	2	–	dB

Note

1. G_{UM} is the maximum unilateral power gain, assuming s_{12} is zero. $G_{UM} = 10 \log \frac{|S_{21}|^2}{(1 - |S_{11}|^2)(1 - |S_{22}|^2)}$ dB

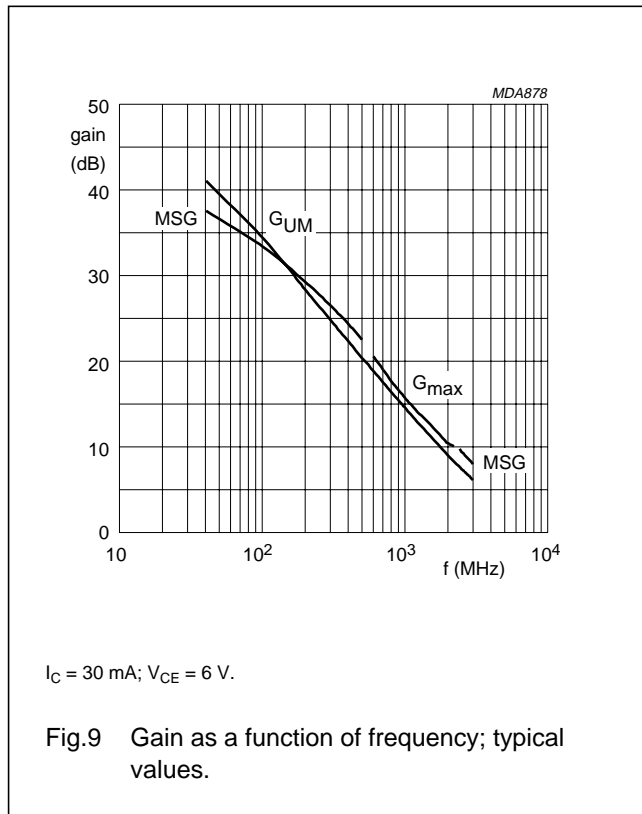
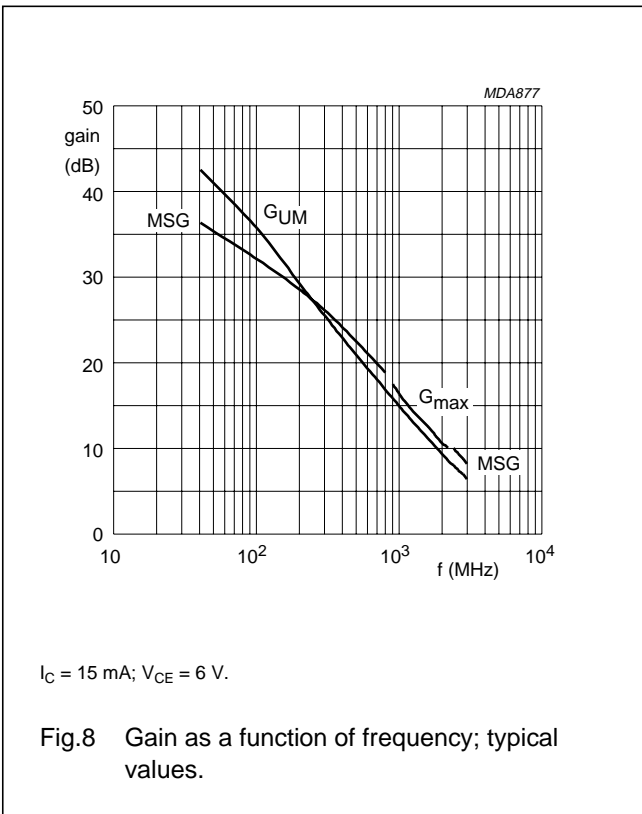
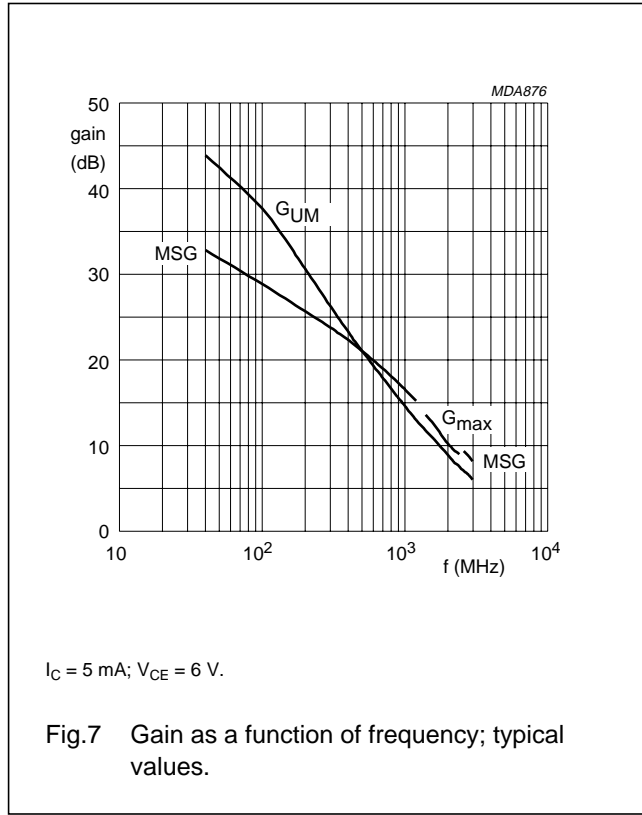
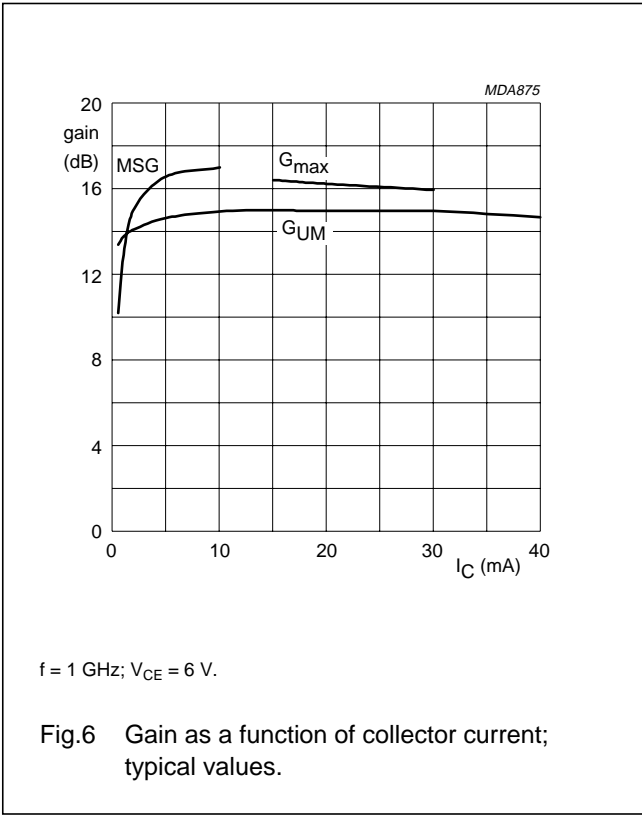
UHF wideband transistor

PBR941



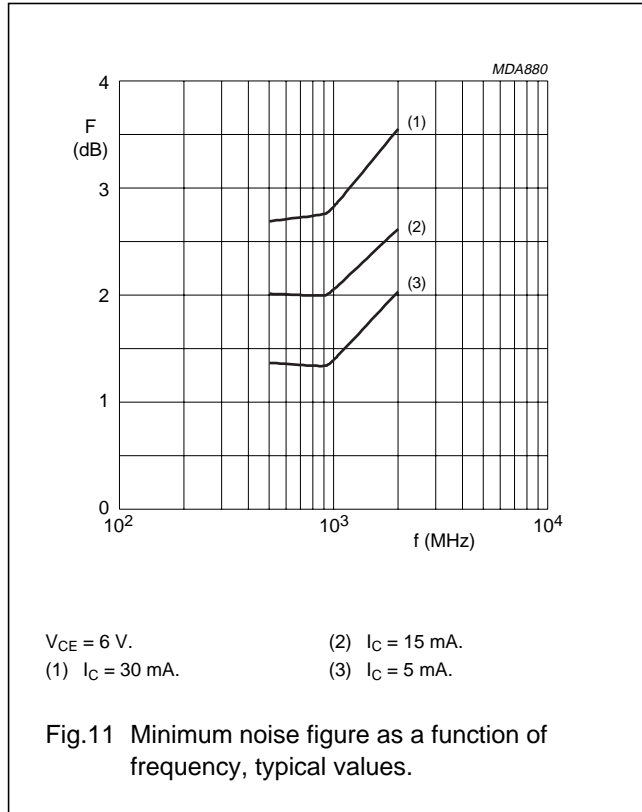
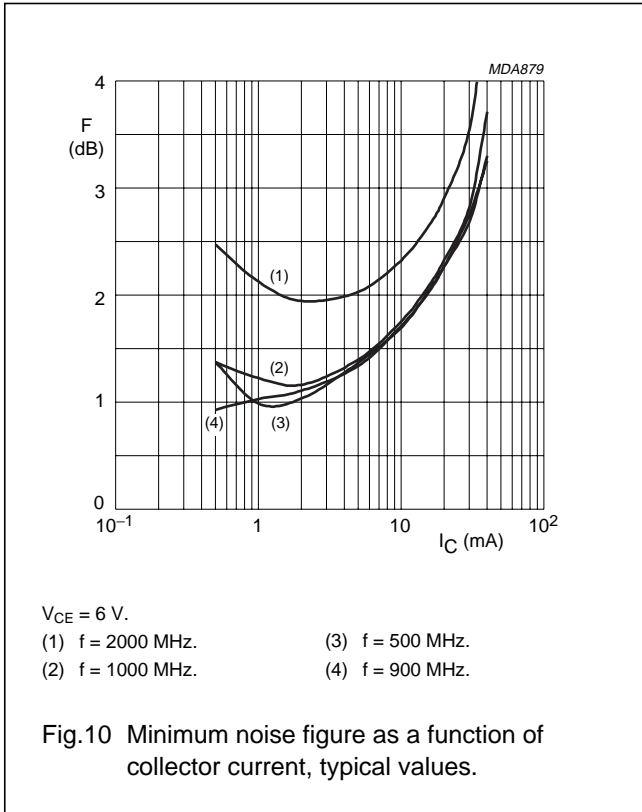
UHF wideband transistor

PBR941



UHF wideband transistor

PBR941



UHF wideband transistor

PBR941

APPLICATION INFORMATION

SPICE parameters for the PBR941 die

SEQUENCE No.	PARAMETER	VALUE	UNIT
1	IS	0.466	fA
2	BF	150.4	–
3	NF	1.000	–
4	VAF	53.06	V
5	IKF	180.0	mA
6	ISE	57.30	fA
7	NE	2.000	–
8	BR	27.68	–
9	NR	1.000	–
10	VAR	1.976	V
11	IKR	9.943	mA
12	ISC	1.420	aA
13	NC	1.000	–
14	RB	12.14	Ω
15	IRB	0.000	μA
16	RBM	4.957	Ω
17	RE	0.597	Ω
18	RC	1.988	Ω
19 ⁽¹⁾	XTB	0.000	–
20 ⁽¹⁾	EG	1.110	eV
21 ⁽¹⁾	XTI	3.000	–
22	CJE	0.568	pF
23	VJE	600.0	mV
24	MJE	0.412	–
25	TF	2.037	ps
26	XTF	30.90	–
27	VTF	3.148	V
28	ITF	131.8	mA
29	PTF	0.000	deg
30	CJC	205.8	fF
31	VJC	296.2	mV
32	MJC	0.118	–
33	XCJC	0.104	–
34	TR	0.000	ps
35 ⁽¹⁾	CJS	0.000	F
36 ⁽¹⁾	VJS	700.0	mV
37 ⁽¹⁾	MJS	0.000	–
38	FC	0.943	–

SEQUENCE No.	PARAMETER	VALUE	UNIT
39 ⁽²⁾	C _{bpb}	83.00	fF
40 ⁽²⁾	C _{bpe}	84.00	fF
41	AF	1.000	–
42	KF	4 x 10 ⁻¹⁶	–

Notes

1. These parameters have not been extracted, the default values are shown.
2. C_{bpb}, C_{bpe}; base-bondpad and emitter-bondpad capacitance to collector.

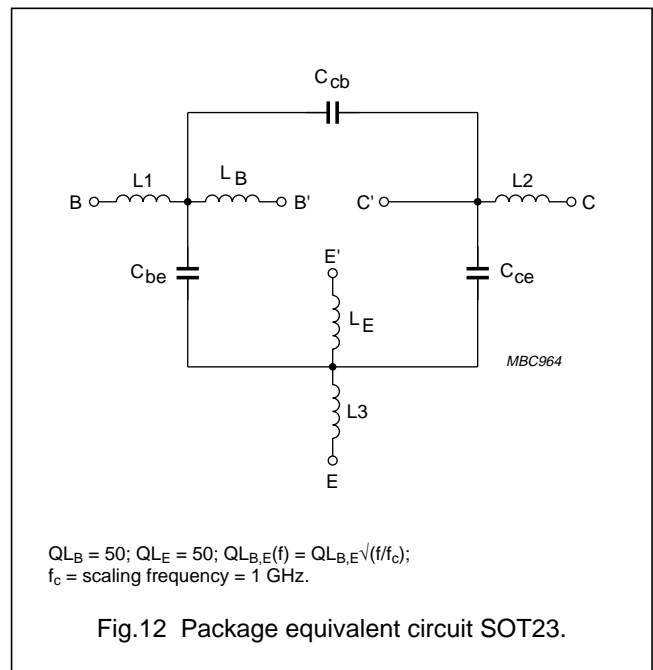


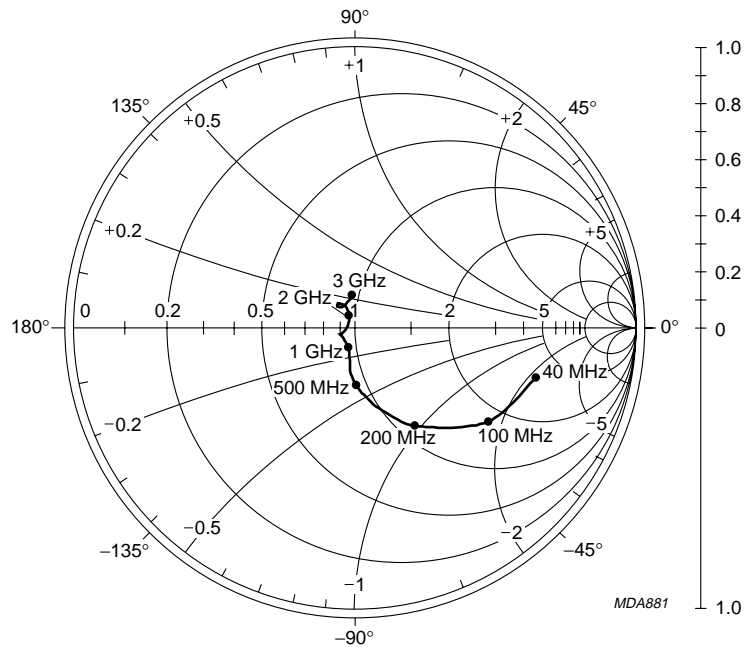
Fig.12 Package equivalent circuit SOT23.

List of components (see Fig.12)

DESIGNATION	VALUE	UNIT
C _{be}	7	fF
C _{cb}	80	fF
C _{ce}	80	fF
L1	0.35	nH
L2	0.17	nH
L3	0.35	nH
L _B	0.40	nH
L _E	0.83	nH

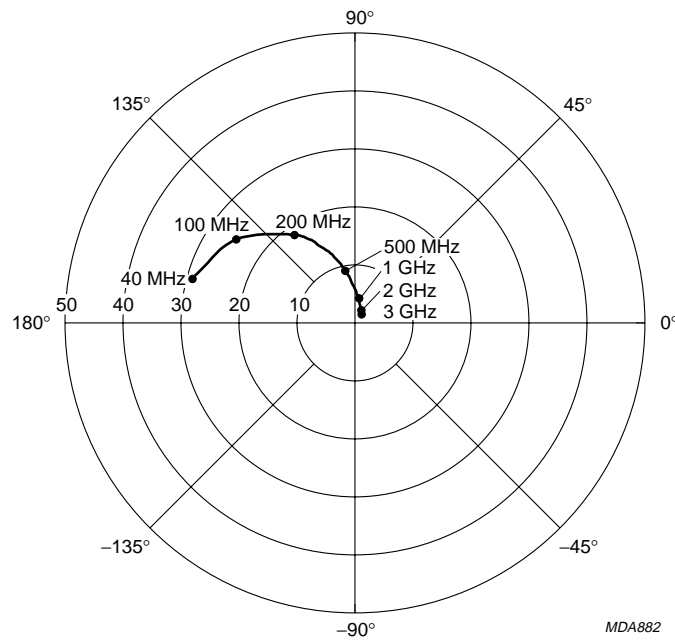
UHF wideband transistor

PBR941



$V_{CE} = 6\text{ V}; I_C = 15\text{ mA}; Z_o = 50\ \Omega.$

Fig.13 Common emitter input reflection coefficient (S_{11}); typical values.

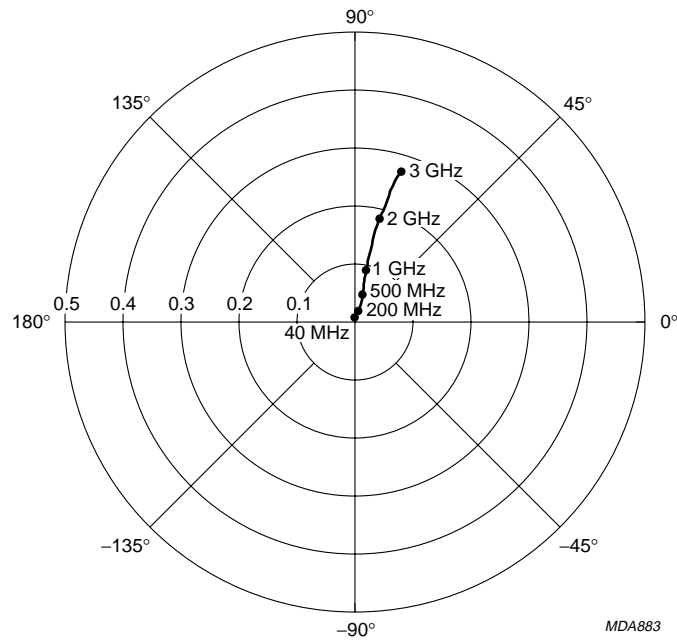


$V_{CE} = 6\text{ V}; I_C = 15\text{ mA}.$

Fig.14 Common emitter forward transmission coefficient (S_{21}); typical values.

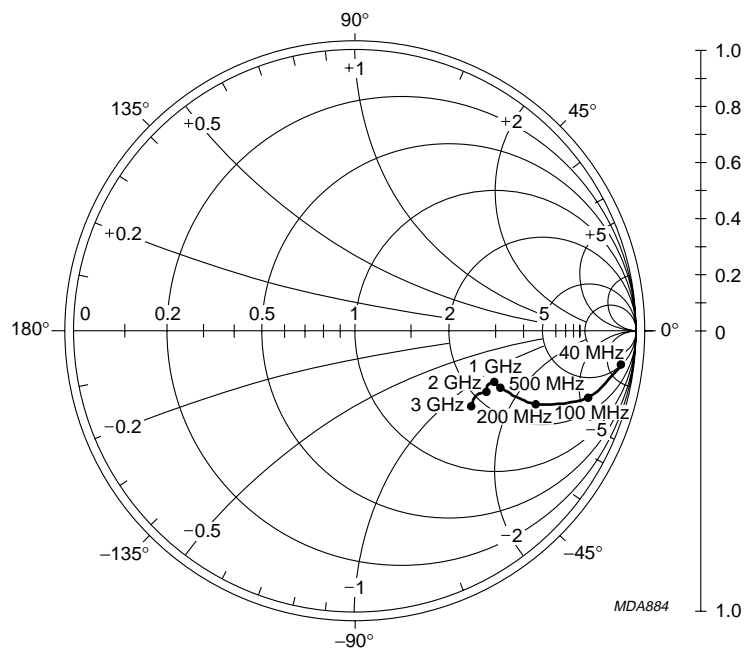
UHF wideband transistor

PBR941



$V_{CE} = 6\text{ V}; I_C = 15\text{ mA}$.

Fig.15 Common emitter reverse transmission coefficient (S_{12}); typical values.

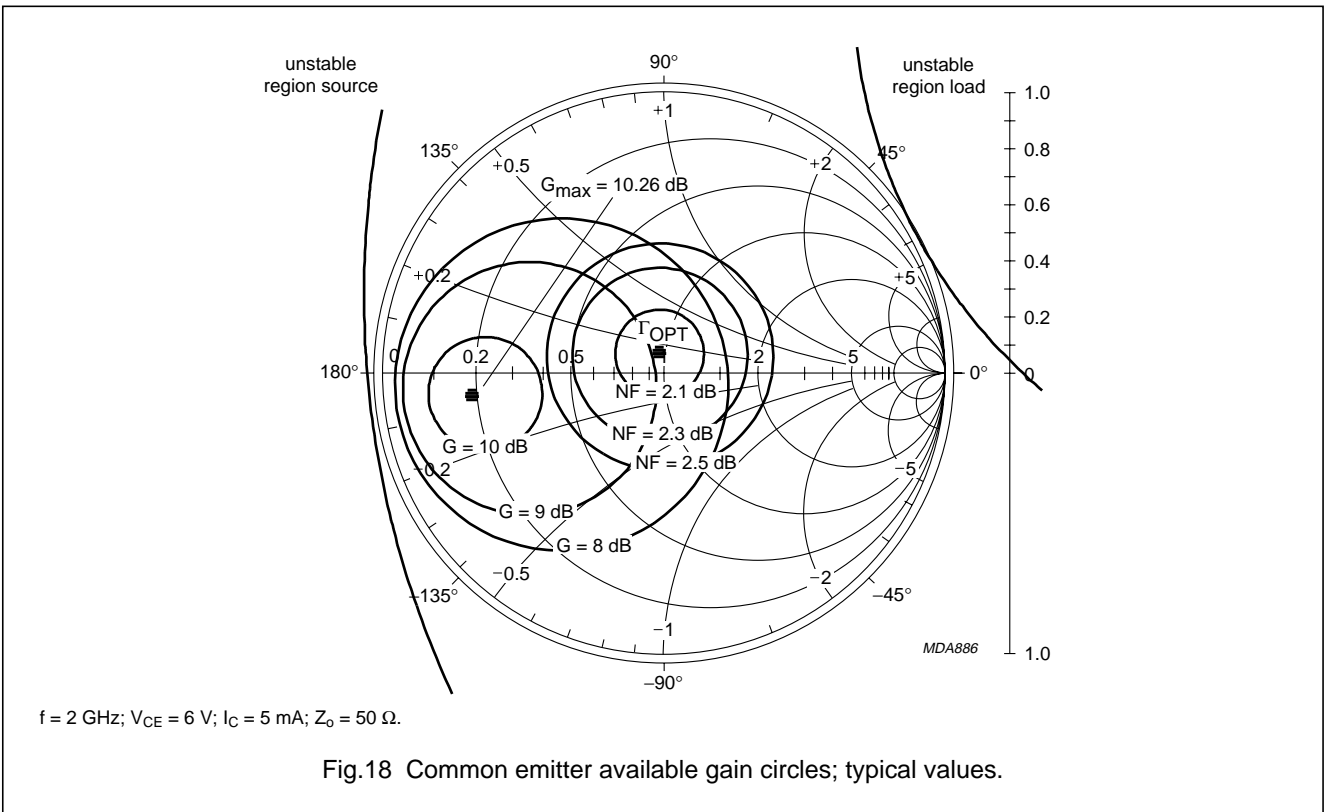
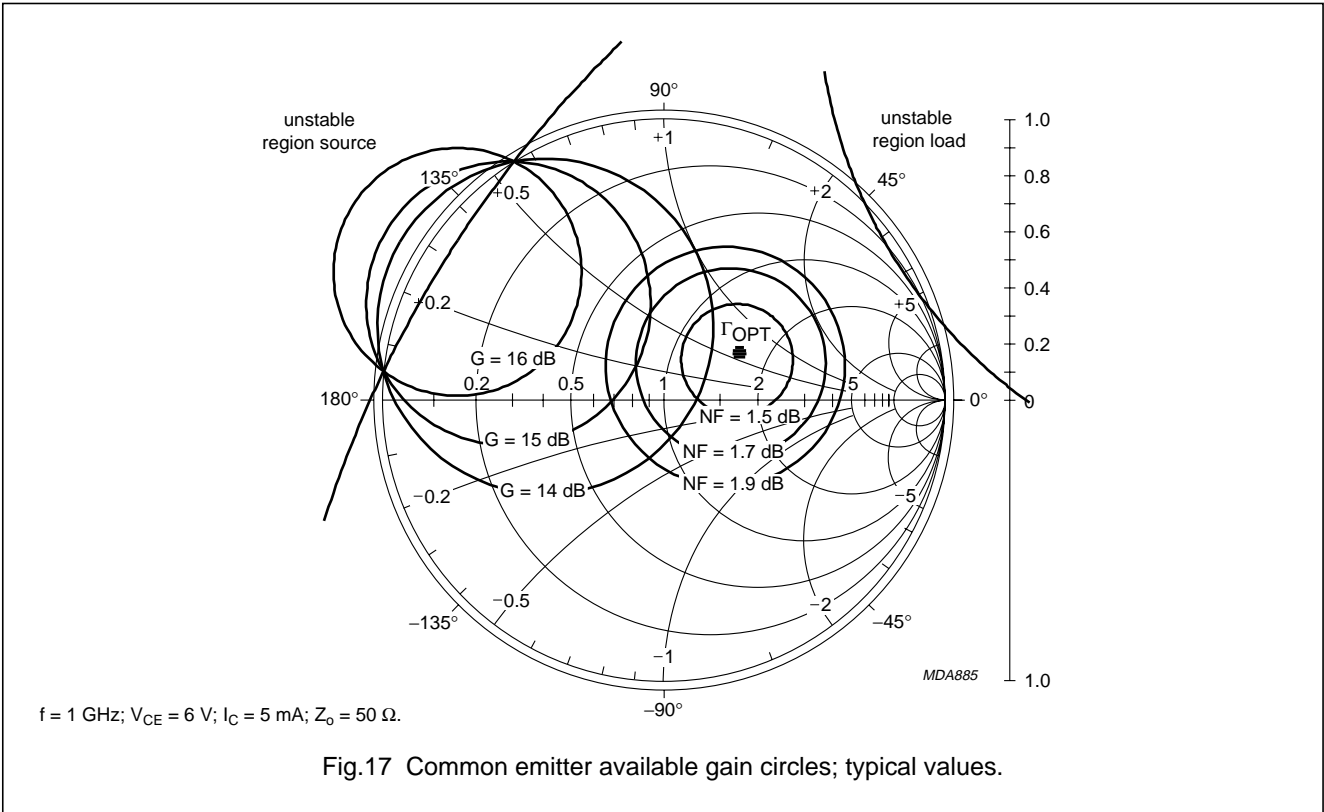


$V_{CE} = 6\text{ V}; I_C = 15\text{ mA}; Z_0 = 50\ \Omega$.

Fig.16 Common emitter output reflection coefficient (S_{22}); typical values.

UHF wideband transistor

PBR941



UHF wideband transistor

PBR941

PACKAGE OUTLINE

Plastic surface mounted package; 3 leads

SOT23



DIMENSIONS (mm are the original dimensions)

UNIT	A	A ₁ max.	b _p	c	D	E	e	e ₁	H _E	L _p	Q	v	w
mm	1.1 0.9	0.1	0.48 0.38	0.15 0.09	3.0 2.8	1.4 1.2	1.9	0.95	2.5 2.1	0.45 0.15	0.55 0.45	0.2	0.1

OUTLINE VERSION	REFERENCES				EUROPEAN PROJECTION	ISSUE DATE
	IEC	JEDEC	EIAJ			
SOT23						97-02-28

UHF wideband transistor

PBR941

DEFINITIONS

Data sheet status	
Objective specification	This data sheet contains target or goal specifications for product development.
Preliminary specification	This data sheet contains preliminary data; supplementary data may be published later.
Product specification	This data sheet contains final product specifications.
Short-form specification	The data in this specification is extracted from a full data sheet with the same type number and title. For detailed information see the relevant data sheet or data handbook.
Limiting values	
Limiting values given are in accordance with the Absolute Maximum Rating System (IEC 134). Stress above one or more of the limiting values may cause permanent damage to the device. These are stress ratings only and operation of the device at these or at any other conditions above those given in the Characteristics sections of the specification is not implied. Exposure to limiting values for extended periods may affect device reliability.	
Application information	
Where application information is given, it is advisory and does not form part of the specification.	

LIFE SUPPORT APPLICATIONS

These products are not designed for use in life support appliances, devices, or systems where malfunction of these products can reasonably be expected to result in personal injury. Philips customers using or selling these products for use in such applications do so at their own risk and agree to fully indemnify Philips for any damages resulting from such improper use or sale.

UHF wideband transistor

PBR941

NOTES

UHF wideband transistor

PBR941

NOTES

Philips Semiconductors – a worldwide company

Argentina: see South America

Australia: 34 Waterloo Road, NORTH RYDE, NSW 2113, Tel. +61 2 9805 4455, Fax. +61 2 9805 4466

Austria: Computerstr. 6, A-1101 WIEN, P.O. Box 213, Tel. +43 160 1010, Fax. +43 160 101 1210

Belarus: Hotel Minsk Business Center, Bld. 3, r. 1211, Volodarski Str. 6, 220050 MINSK, Tel. +375 172 200 733, Fax. +375 172 200 773

Belgium: see The Netherlands

Brazil: see South America

Bulgaria: Philips Bulgaria Ltd., Energoproject, 15th floor, 51 James Bourchier Blvd., 1407 SOFIA, Tel. +359 2 689 211, Fax. +359 2 689 102

Canada: PHILIPS SEMICONDUCTORS/COMPONENTS, Tel. +1 800 234 7381

China/Hong Kong: 501 Hong Kong Industrial Technology Centre, 72 Tat Chee Avenue, Kowloon Tong, HONG KONG, Tel. +852 2319 7888, Fax. +852 2319 7700

Colombia: see South America

Czech Republic: see Austria

Denmark: Prags Boulevard 80, PB 1919, DK-2300 COPENHAGEN S, Tel. +45 32 88 2636, Fax. +45 31 57 0044

Finland: Sinikalliontie 3, FIN-02630 ESPOO, Tel. +358 9 615800, Fax. +358 9 61580920

France: 51 Rue Carnot, BP317, 92156 SURESNES Cedex, Tel. +33 1 40 99 6161, Fax. +33 1 40 99 6427

Germany: Hammerbrookstraße 69, D-20097 HAMBURG, Tel. +49 40 23 53 60, Fax. +49 40 23 536 300

Greece: No. 15, 25th March Street, GR 17778 TAVROS/ATHENS, Tel. +30 1 4894 339/239, Fax. +30 1 4814 240

Hungary: see Austria

India: Philips INDIA Ltd, Band Box Building, 2nd floor, 254-D, Dr. Annie Besant Road, Worli, MUMBAI 400 025, Tel. +91 22 493 8541, Fax. +91 22 493 0966

Indonesia: PT Philips Development Corporation, Semiconductors Division, Gedung Philips, Jl. Buncit Raya Kav.99-100, JAKARTA 12510, Tel. +62 21 794 0040 ext. 2501, Fax. +62 21 794 0080

Ireland: Newstead, Clonskeagh, DUBLIN 14, Tel. +353 1 7640 000, Fax. +353 1 7640 200

Israel: RAPAC Electronics, 7 Kehilat Saloniki St, PO Box 18053, TEL AVIV 61180, Tel. +972 3 645 0444, Fax. +972 3 649 1007

Italy: PHILIPS SEMICONDUCTORS, Piazza IV Novembre 3, 20124 MILANO, Tel. +39 2 6752 2531, Fax. +39 2 6752 2557

Japan: Philips Bldg 13-37, Kohnan 2-chome, Minato-ku, TOKYO 108-8507, Tel. +81 3 3740 5130, Fax. +81 3 3740 5077

Korea: Philips House, 260-199 Itaewon-dong, Yongsan-ku, SEOUL, Tel. +82 2 709 1412, Fax. +82 2 709 1415

Malaysia: No. 76 Jalan Universiti, 46200 PETALING JAYA, SELANGOR, Tel. +60 3 750 5214, Fax. +60 3 757 4880

Mexico: 5900 Gateway East, Suite 200, EL PASO, TEXAS 79905, Tel. +9-5 800 234 7381

Middle East: see Italy

Netherlands: Postbus 90050, 5600 PB EINDHOVEN, Bldg. VB, Tel. +31 40 27 82785, Fax. +31 40 27 88399

New Zealand: 2 Wagener Place, C.P.O. Box 1041, AUCKLAND, Tel. +64 9 849 4160, Fax. +64 9 849 7811

Norway: Box 1, Manglerud 0612, OSLO, Tel. +47 22 74 8000, Fax. +47 22 74 8341

Pakistan: see Singapore

Philippines: Philips Semiconductors Philippines Inc., 106 Valero St. Salcedo Village, P.O. Box 2108 MCC, MAKATI, Metro MANILA, Tel. +63 2 816 6380, Fax. +63 2 817 3474

Poland: Ul. Lukiska 10, PL 04-123 WARSZAWA, Tel. +48 22 612 2831, Fax. +48 22 612 2327

Portugal: see Spain

Romania: see Italy

Russia: Philips Russia, Ul. Usatcheva 35A, 119048 MOSCOW, Tel. +7 095 755 6918, Fax. +7 095 755 6919

Singapore: Lorong 1, Toa Payoh, SINGAPORE 319762, Tel. +65 350 2538, Fax. +65 251 6500

Slovakia: see Austria

Slovenia: see Italy

South Africa: S.A. PHILIPS Pty Ltd., 195-215 Main Road Martindale, 2092 JOHANNESBURG, P.O. Box 7430 Johannesburg 2000, Tel. +27 11 470 5911, Fax. +27 11 470 5494

South America: Al. Vicente Pinzon, 173, 6th floor, 04547-130 SÃO PAULO, SP, Brazil, Tel. +55 11 821 2333, Fax. +55 11 821 2382

Spain: Balmes 22, 08007 BARCELONA, Tel. +34 93 301 6312, Fax. +34 93 301 4107

Sweden: Kottbygatan 7, Akalla, S-16485 STOCKHOLM, Tel. +46 8 5985 2000, Fax. +46 8 5985 2745

Switzerland: Allmendstrasse 140, CH-8027 ZÜRICH, Tel. +41 1 488 2741 Fax. +41 1 488 3263

Taiwan: Philips Semiconductors, 6F, No. 96, Chien Kuo N. Rd., Sec. 1, TAIPEI, Taiwan Tel. +886 2 2134 2865, Fax. +886 2 2134 2874

Thailand: PHILIPS ELECTRONICS (THAILAND) Ltd., 209/2 Sanpavuth-Bangna Road Prakanong, BANGKOK 10260, Tel. +66 2 745 4090, Fax. +66 2 398 0793

Turkey: Talatpasa Cad. No. 5, 80640 GÜLTEPE/ISTANBUL, Tel. +90 212 279 2770, Fax. +90 212 282 6707

Ukraine: PHILIPS UKRAINE, 4 Patrice Lumumba str., Building B, Floor 7, 252042 KIEV, Tel. +380 44 264 2776, Fax. +380 44 268 0461

United Kingdom: Philips Semiconductors Ltd., 276 Bath Road, Hayes, MIDDLESEX UB3 5BX, Tel. +44 181 730 5000, Fax. +44 181 754 8421

United States: 811 East Arques Avenue, SUNNYVALE, CA 94088-3409, Tel. +1 800 234 7381

Uruguay: see South America

Vietnam: see Singapore

Yugoslavia: PHILIPS, Trg N. Pasica 5/v, 11000 BEOGRAD, Tel. +381 11 625 344, Fax. +381 11 635 777

For all other countries apply to: Philips Semiconductors, International Marketing & Sales Communications, Building BE-p, P.O. Box 218, 5600 MD EINDHOVEN, The Netherlands, Fax. +31 40 27 24825

Internet: <http://www.semiconductors.philips.com>

© Philips Electronics N.V. 1998

SCA60

All rights are reserved. Reproduction in whole or in part is prohibited without the prior written consent of the copyright owner.

The information presented in this document does not form part of any quotation or contract, is believed to be accurate and reliable and may be changed without notice. No liability will be accepted by the publisher for any consequence of its use. Publication thereof does not convey nor imply any license under patent- or other industrial or intellectual property rights.

Printed in The Netherlands

125104/1200/05/pp16

Date of release: 1998 Aug 10

Document order number: 9397 750 04136

Let's make things better.

**Philips
Semiconductors**



PHILIPS