

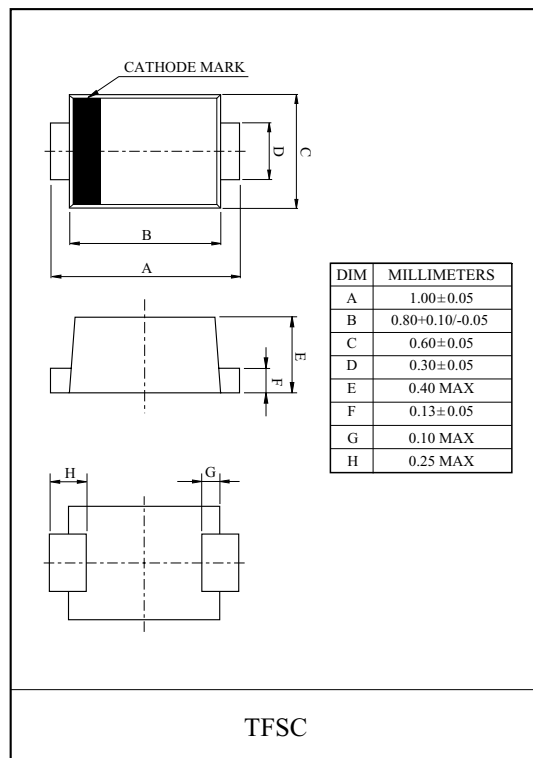
Protection in Portable Electronics Applications.

FEATURES

- 50 Watts peak pulse power ($t_p=8/20 \mu s$)
- Transient protection for data lines to
IEC 61000-4-2(ESD) 15kV(Air), 8kV(Contact)
IEC 61000-4-4(EFT) 40A($t_p=5/50ns$)
IEC 61000-4-5(Lightning) 5A($t_p=8/20 \mu s$)
- Bidirectional Type Pin Configuration Structure.
- Small package for use in portable electronics.
- Suitable replacement for Multi-Layer Varistors in ESD protection applications.
- Protects one I/O or power line.
- Low clamping voltage.
- Low leakage current.

APPLICATIONS

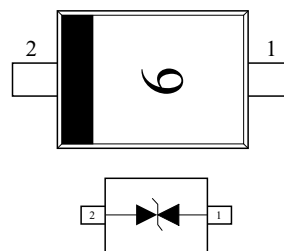
- Cell phone handsets and accessories.
- Microprocessor based equipment.
- Personal digital assistants (PDA s)
- Notebooks, desktops, & servers.
- Portable instrumentation.
- Pagers peripherals.



MAXIMUM RATING (Ta=25 °C)

CHARACTERISTIC	SYMBOL	RATING	UNIT
Peak Pulse Power ($t_p=8/20 \mu s$)	P_{PK}	50	W
Junction Temperature	T_j	-55 150	
Storage Temperature	T_{stg}	-55 150	

Marking

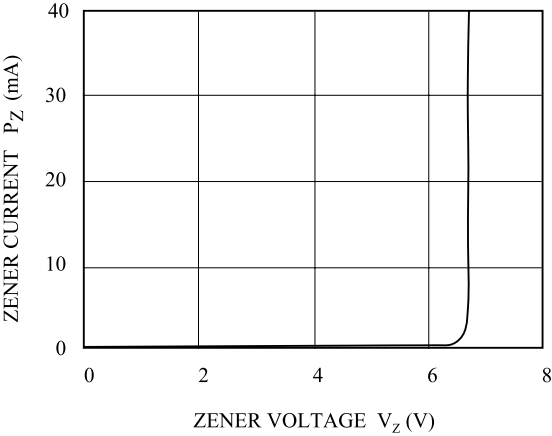


ELECTRICAL CHARACTERISTICS (Ta=25 °C)

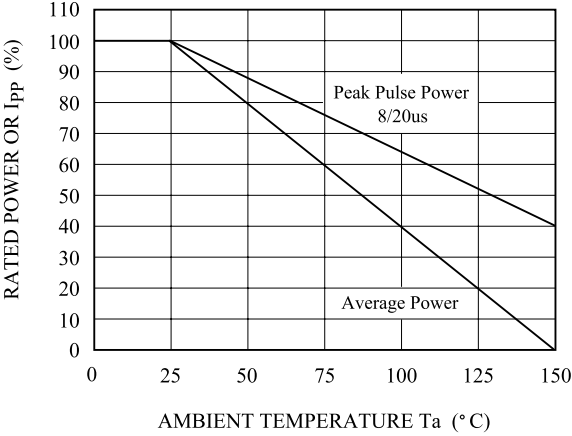
CHARACTERISTIC	SYMBOL	TEST CONDITION	MIN.	TYP.	MAX.	UNIT
Reverse Stand-Off Voltage	V_{RWM}	-	-	-	± 5	V
Reverse Breakdown Voltage	V_{BR}	$I_t = \pm 1mA$	± 5.8	-	± 7.8	V
Reverse Leakage Current	I_R	$V_{RWM} = \pm 5V$	-	0.5	1	μA
Clamping Voltage	V_C	$I_{PP} = \pm 5A, t_p=8/20 \mu s$	-	-	± 17	V
Junction Capacitance	C_j	$V_R=0V, f=1MHz$	-	15	25	pF

PG05DBTFC

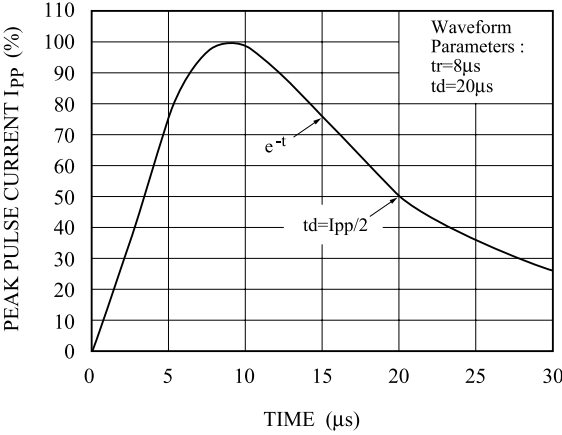
$V_Z - I_Z$



POWER DERATION CURVE



PULSE WAVEFORM



$P_D - T_a$

