

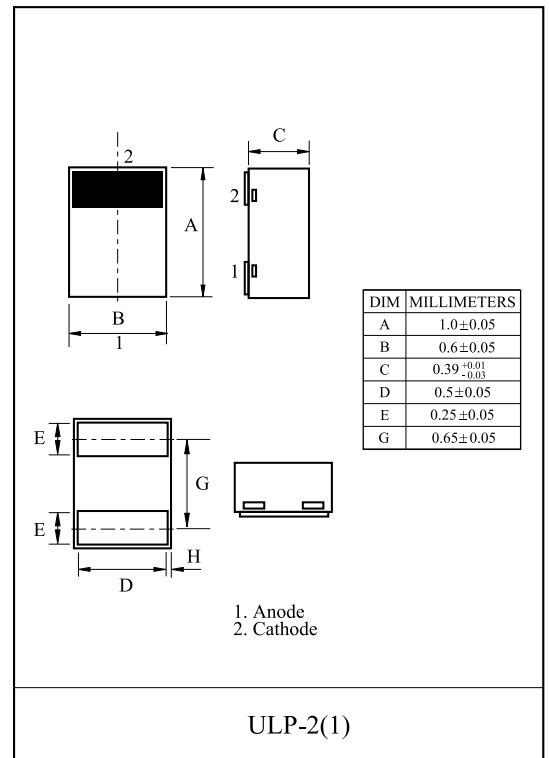
Protection in Portable Electronics Applications.

FEATURES

- Transient protection for data lines to
IEC 61000-4-2(ESD) : $\pm 20\text{kV}$ (air/contact)
IEC 61000-4-4(EFT) : $2.5\text{kV}/50\text{A}$
IEC 61000-4-5(Surge) $3\text{A}(t_p=8/20 \mu\text{s})$
- Small package for use in portable electronics.
- Suitable replacement for Multi-Layer Varistors in ESD protection applications.
(* Multi-Layer Varistors [0402 Size])
- Protects on I/O or power line.
- Low clamping voltage.
- Low leakage current.

APPLICATIONS

- USB 2.0, 10/100/1000 Ethernet, FireWire, DVI, HDMI, S-ATA
- Mobile Communication
- Consumer Products (STP, MP3, DVD, DSC...)
- LCD-Display, Camera
- Notebooks and desktop computers, peripherals



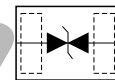
MAXIMUM RATING (Ta=25 °C)

CHARACTERISTIC	SYMBOL	RATING	UNIT
Peak Pulse Power (tp=8/20 μs)	P _{PK}	63	W
Peak Pulse Current (tp=8/20 μs)	I _{PP}	3	A
Operating Temperature Range	T _{OP}	-55 ~ 125	
Storage Temperature	T _{stg}	-55 ~ 150	

ELECTRICAL CHARACTERISTICS (Ta=25 °C)

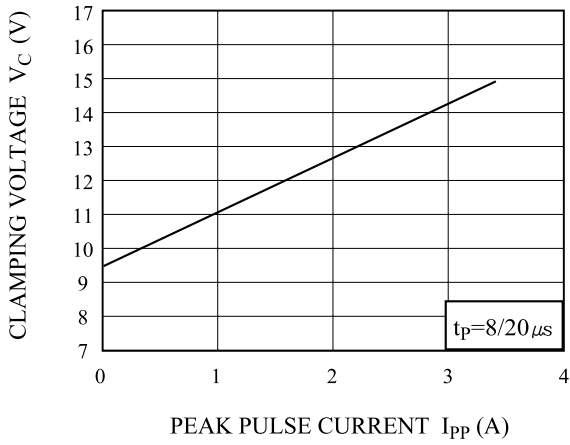
CHARACTERISTIC	SYMBOL	TEST CONDITION	MIN.	TYP.	MAX.	UNIT
Reverse Stand-Off Voltage	V _{RWM}	-	5.3	-	5.3	V
Reverse Breakdown Voltage	V _{BR}	I _t =1mA	7	-	-	V
Reverse Leakage Current	I _R	V _{RWM} =5.3V	-	-	100	nA
Clamping Voltage	V _C	I _{PP} =1A, tp=8/20 μs	-	11	-	V
		I _{PP} =3A, tp=8/20 μs	-	14	21	
Junction Capacitance	C _J	V _R =0V, f=1MHz	-	0.27	0.4	pF

Marking
CATHODE MARK

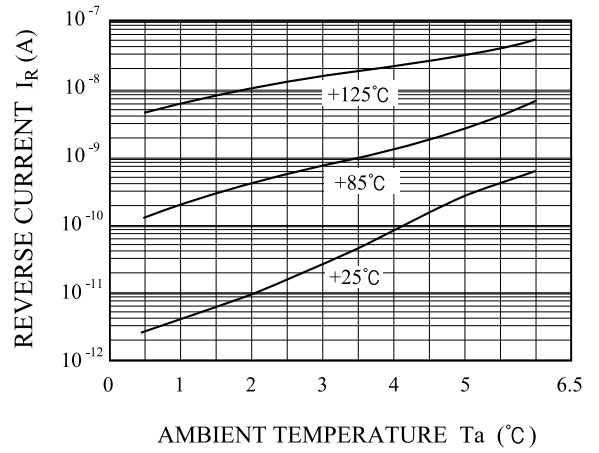


PG05UBUL2

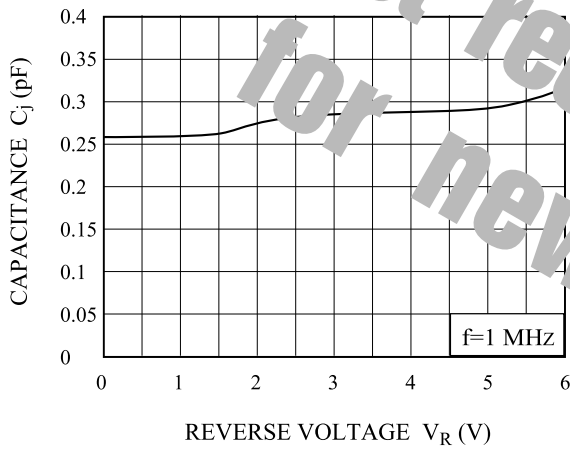
CLAMPING VOLTAGE



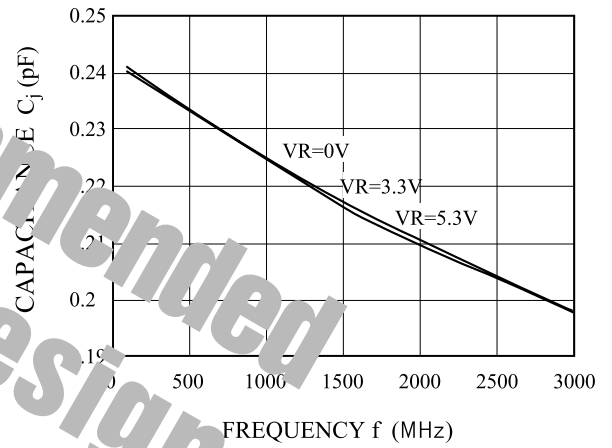
REVERSE CURRENT



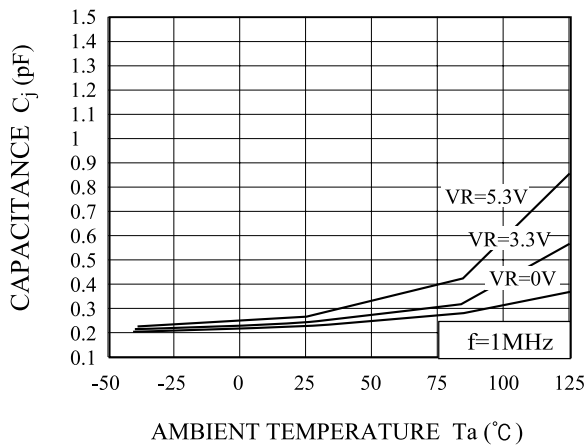
CAPACITANCE



LINE CAPACITANCE



LINE CAPACITANCE



PG05UBUL2

