



PJRB461F

SURFACE MOUNT SCHOTTKY DIODE

VOLTAGE 25 Volt **CURRENT** 700 mA

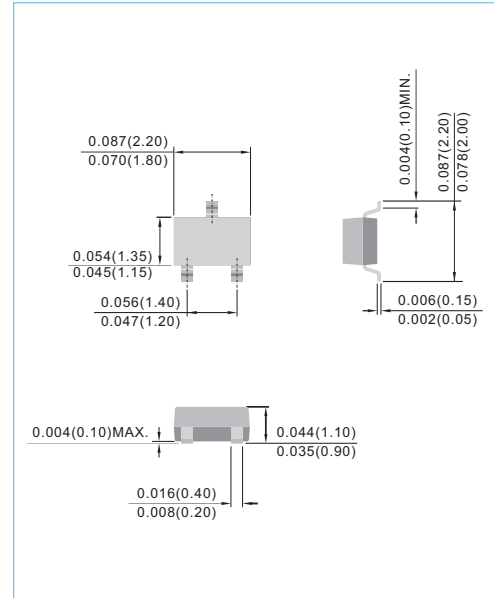
SOT-323 Unit : inch(mm)

FEATURES

- I_F guaranteed at 0.7A
- Ultra-Low V_F (0.28V typical @100mA,75°C)
- Extremely fast switching speed
- Surface mount package ideally suited for automatic insertion
- Lead free in compliance with EU RoHS 2011/65/EU directive
- Green molding compound as per IEC61249 Std. . (Halogen Free)

MECHANICAL DATA

- Case: SOT-323, Plastic
- Terminals: Solderable per MIL-STD-750, Method 2026
- Approx. Weight: 0.0002 ounces, 0.005 grams
- Marking : B1



ABSOLUTE RATINGS

Note (1) :Single, 60 Hz half sine-wave

PARAMETER	Symbol	Value	Units
Maximum Reverse Voltage	V_R	20	V
Peak Reverse Voltage	V_{RRM}	25	V
Continuous Forward Current	I_F	0.7	A
Peak Forward Surge Current (1)	I_{FSM}	3	A

THERMAL CHARACTERISTICS

Note (1) : FR-4 Board =70 x 60 x 1mm.

PARAMETER	Symbol	Value	Units
Power Dissipation(1)	P_{TOT}	160	mW
Thermal Resistance,Junction to Ambient(1)	$R_{\theta JA}$	625	°C/W
Junction Temperature	T_J	-55 to 125	°C
Storage Temperature	T_{STG}	-55 to 150	°C

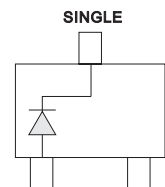


Fig.14



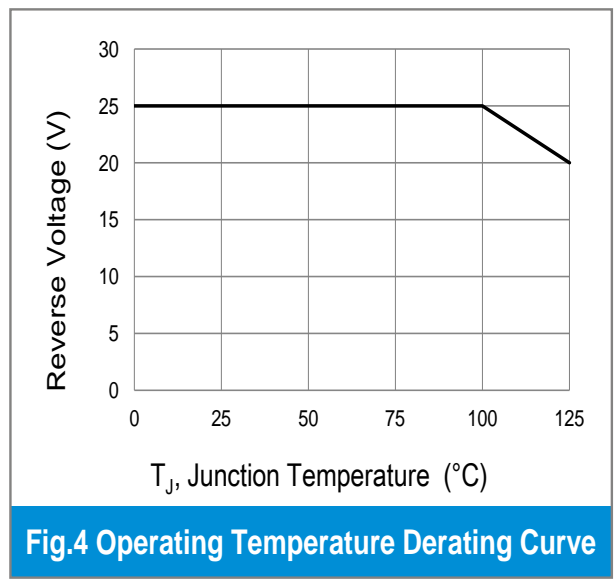
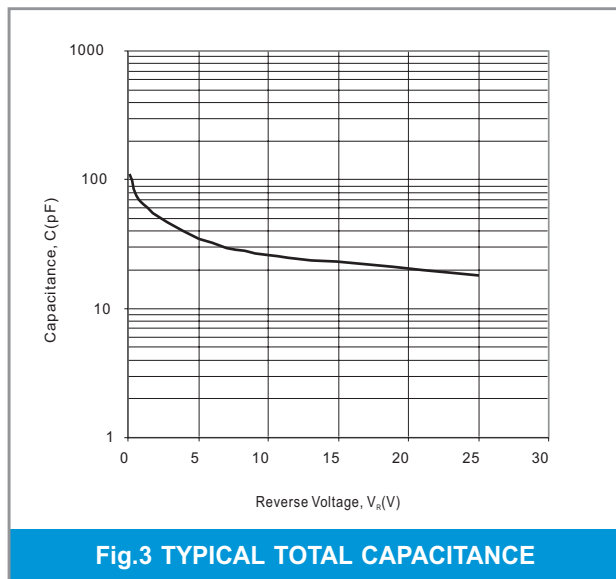
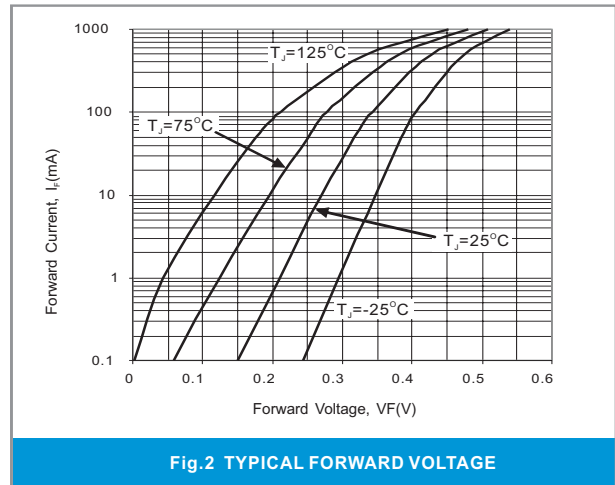
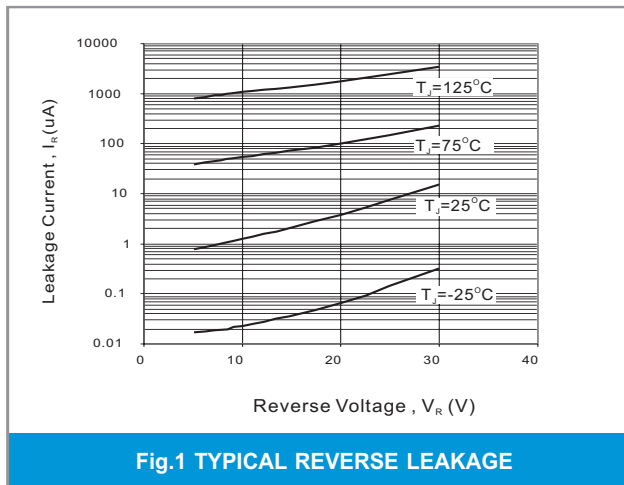
PJRB461F

ELECTRICAL CHARACTERISTICS ($T_J=25^\circ\text{C}$, unless otherwise noted)

Note (1) : Pulse Test : Pulse Width<300 μs ,Duty Cycle<2%

PARAMETER	Symbol	Test Condition	MIN.	TYP.	MAX.	Units
Reverse Breakdown Voltage	$V_{(BR)}$	$I_R=10\mu\text{A}$	10	-	-	V
Reverse Current	I_R	$V_R=20\text{V}$	-	-	200	μA
Forward Voltage(1)	V_F	$I_F=700\text{mA}$	-	0.45	0.49	V

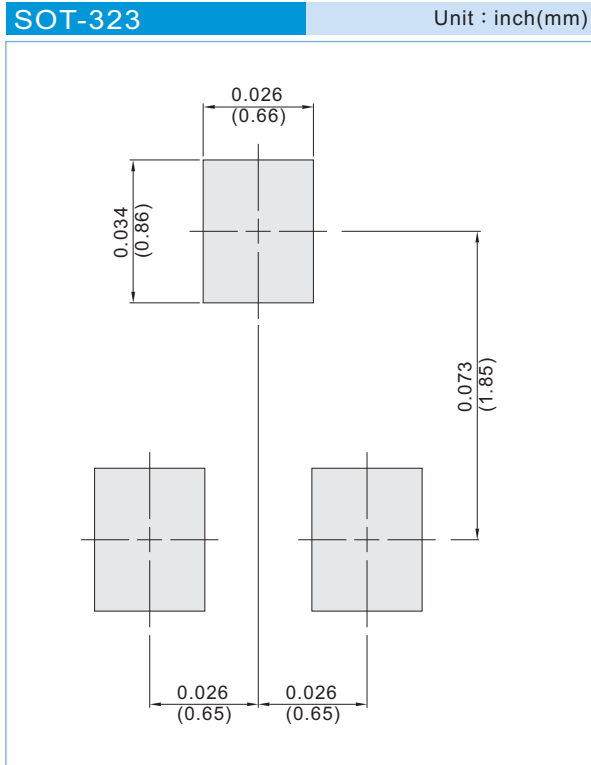
CHARACTERISTIC CURVES





PJRB461F

MOUNTING PAD LAYOUT



ORDER INFORMATION

- Packing information
T/R - 12K per 13" plastic Reel
T/R - 3K per 7" plastic Reel



PJRB461F

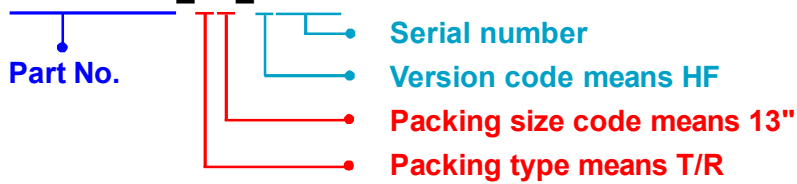
Part No_packing code_Version

PJRB461F_R1_00001

PJRB461F_R2_00001

For example :

RB500V-40_R2_00001



Packing Code XX				Version Code XXXXX		
Packing type	1 st Code	Packing size code	2 nd Code	HF or RoHS	1 st Code	2 nd ~5 th Code
Tape and Ammunition Box (T/B)	A	N/A	0	HF	0	serial number
Tape and Reel (T/R)	R	7"	1	RoHS	1	serial number
Bulk Packing (B/P)	B	13"	2			
Tube Packing (T/P)	T	26mm	X			
Tape and Reel (Right Oriented) (TRR)	S	52mm	Y			
Tape and Reel (Left Oriented) (TRL)	L	PANASERT T/B CATHODE UP (PBCU)	U			
FORMING	F	PANASERT T/B CATHODE DOWN (PBCD)	D			



PJRB461F

Disclaimer

- Reproducing and modifying information of the document is prohibited without permission from Panjit International Inc..
- Panjit International Inc. reserves the rights to make changes of the content herein the document anytime without notification. Please refer to our website for the latest document.
- Panjit International Inc. disclaims any and all liability arising out of the application or use of any product including damages incidentally and consequentially occurred.
- Panjit International Inc. does not assume any and all implied warranties, including warranties of fitness for particular purpose, non-infringement and merchantability.
- Applications shown on the herein document are examples of standard use and operation. Customers are responsible in comprehending the suitable use in particular applications. Panjit International Inc. makes no representation or warranty that such applications will be suitable for the specified use without further testing or modification.
- The products shown herein are not designed and authorized for equipments requiring high level of reliability or relating to human life and for any applications concerning life-saving or life-sustaining, such as medical instruments, transportation equipment, aerospace machinery et cetera. Customers using or selling these products for use in such applications do so at their own risk and agree to fully indemnify Panjit International Inc. for any damages resulting from such improper use or sale.
- Since Panjit uses lot number as the tracking base, please provide the lot number for tracking when complaining.