



PJSD03TS~PJSD36TS

SINGLE LINE TVS DIODE FOR ESD PROTECTION PORTABLE ELECTRONICS

VOLTAGE 3~36 Volts **POWER** 120 Watts

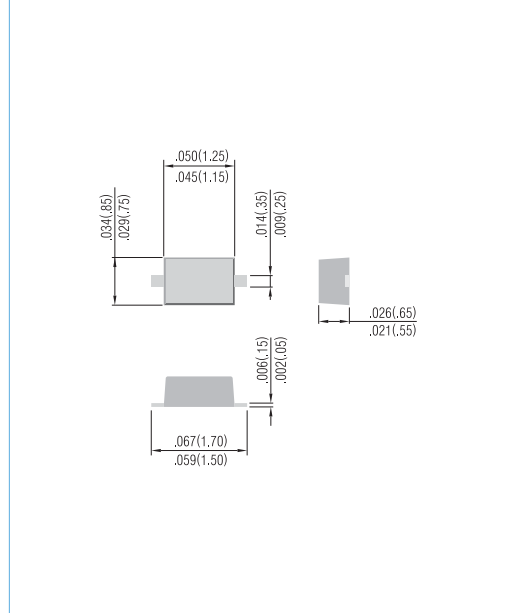
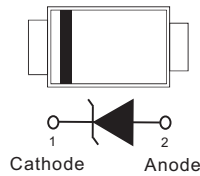
SOD-523 Unit: inch (mm)

FEATURES

- 120 Watts peak pulses power($t_p=8/20\mu s$)
- Small package for use in portable electronics
- Suitable replacement for MLV'S in ESD protection applications
- Low clamping voltage and leakage current
- In compliance with EU RoHS 2002/95/EC directives

APPLICATIONS

- Case: SOD-523 plastic
- Terminals : Solderable per MIL-STD-750,Method 2026
- Approx Weight: 0.0014 grams
- Marking : PJSD03TS : KD
PJSD05TS : KE
PJSD07TS : KF
PJSD08TS : KR
PJSD12TS : LE
PJSD15TS : LM
PJSD24TS : LZ
PJSD36TS : MP



MAXIMUM RATINGS AND ELECTRICAL CHARACTERISTICS

ABSOLUTE MAXIMUM RATING

Rating	Symbol	Value	Units
Peak Pulse Power Dissipation ($t_p=8/20 \mu s$)	P_{PP}	120	W
ESD Voltage	V_{ESD}	25	KV
Operating Temperature	T_J	-50 to +150	°C
Storage Temperature	T_{STG}	-50 to +150	°C

ELECTRICAL CHARACTERISTICS

PJSD03TS						
Parameter	Symbol	Conditions	Min.	Typical	Max.	Units
Reverse Stand-Off Voltage	V_{RWM}	-	-	-	3.3	V
Reverse Breakdown Voltage	V_{BR}	$I_{BR}=1mA$	4	-	-	V
Reverse Leakage Current	I_R	$V_R=3.3V$	-	-	200	μA
Clamping Voltage(8/20 μs)	V_C	$I_{PP}=5A$	-	-	6.5	V
Off State Junction Capacitance	C_J	0Vdc Bias=f=1MHz	-	-	200	pF
Off State Junction Capacitance	C_J	3.3Vdc Bias=f=1MHz	-	-	100	pF



PJSD03TS~PJSD36TS

PJSD05TS						
Parameter	Symbol	Conditions	Min.	Typical	Max.	Units
Reverse Stand-Off Voltage	V_{RWM}	-	-	-	5	V
Reverse Breakdown Voltage	V_{BR}	$I_{BR}=1mA$	6.0	-	-	V
Reverse Leakage Current	I_R	$V_R=5V$	-	-	5	μA
Clamping Voltage(8/20 μs)	V_C	$I_{PP}=5A$	-	-	9	V
Off State Junction Capacitance	C_J	0Vdc Bias=f=1MHz	-	-	110	pF
Off State Junction Capacitance	C_J	5Vdc Bias=f=1MHz	-	-	60	pF

PJSD07TS						
Parameter	Symbol	Conditions	Min.	Typical	Max.	Units
Reverse Stand-Off Voltage	V_{RWM}	-	-	-	7.0	V
Reverse Breakdown Voltage	V_{BR}	$I_{BR}=1mA$	7.5	-	-	V
Reverse Leakage Current	I_R	$V_R=7V$	-	-	150	nA
Clamping Voltage(8/20 μs)	V_C	$I_{PP}=8.8A$	-	-	22.7	V
Off State Junction Capacitance	C_J	0Vdc Bias=f=1MHz	-	-	85	pF

PJSD08TS						
Parameter	Symbol	Conditions	Min.	Typical	Max.	Units
Reverse Stand-Off Voltage	V_{RWM}	-	-	-	8	V
Reverse Breakdown Voltage	V_{BR}	$I_{BR}=1mA$	8.5	-	-	V
Reverse Leakage Current	I_R	$V_R=8V$	-	-	5	μA
Clamping Voltage(8/20 μs)	V_C	$I_{PP}=5A$	-	-	13	V
Off State Junction Capacitance	C_J	0Vdc Bias=f=1MHz	-	-	70	pF

PJSD12TS						
Parameter	Symbol	Conditions	Min.	Typical	Max.	Units
Reverse Stand-Off Voltage	V_{RWM}	-	-	-	12	V
Reverse Breakdown Voltage	V_{BR}	$I_{BR}=1mA$	13.3	-	-	V
Reverse Leakage Current	I_R	$V_R=12V$	-	-	5	μA
Clamping Voltage(8/20 μs)	V_C	$I_{PP}=5A$	-	-	17	V
Off State Junction Capacitance	C_J	0Vdc Bias=f=1MHz	-	-	60	pF



PJSD03TS~PJSD36TS

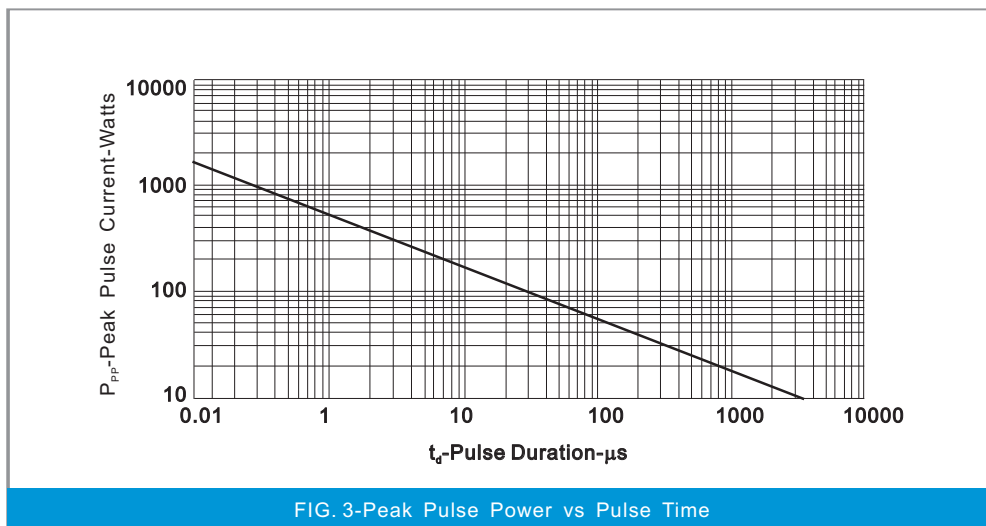
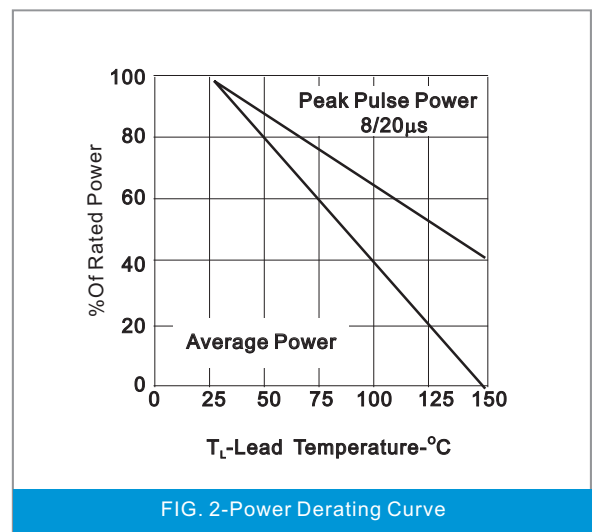
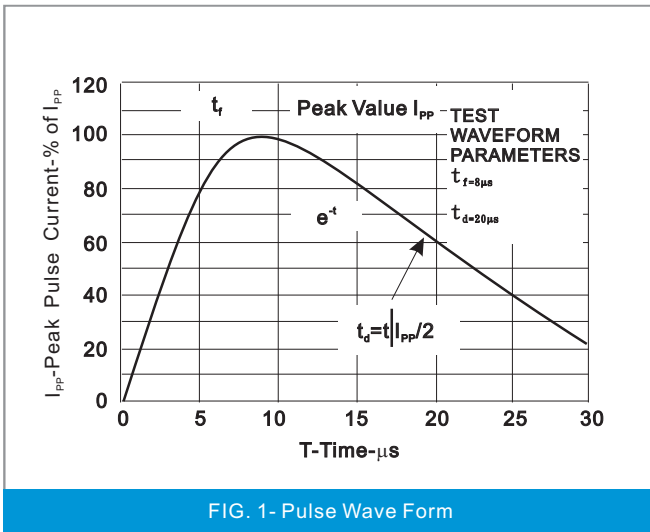
PJSD15TS						
Parameter	Symbol	Conditions	Min.	Typical	Max.	Units
Reverse Stand-Off Voltage	V_{RWM}	-	-	-	15	V
Reverse Breakdown Voltage	V_{BR}	$I_{BR}=1mA$	16.6	-	-	V
Reverse Leakage Current	I_R	$V_R=15V$	-	-	5	μA
Clamping Voltage(8/20 μs)	V_C	$I_{PP}=5A$	-	-	22	V
Off State Junction Capacitance	C_J	0Vdc Bias=f=1MHz	-	-	50	pF

PJSD24TS						
Parameter	Symbol	Conditions	Min.	Typical	Max.	Units
Reverse Stand-Off Voltage	V_{RWM}	-	-	-	24	V
Reverse Breakdown Voltage	V_{BR}	$I_{BR}=1mA$	26.7	-	-	V
Reverse Leakage Current	I_R	$V_R=24V$	-	-	5	μA
Clamping Voltage(8/20 μs)	V_C	$I_{PP}=3A$	-	-	32	V
Off State Junction Capacitance	C_J	0Vdc Bias=f=1MHz	-	-	25	pF

PJSD36TS						
Parameter	Symbol	Conditions	Min.	Typical	Max.	Units
Reverse Stand-Off Voltage	V_{RWM}	-	-	-	36	V
Reverse Breakdown Voltage	V_{BR}	$I_{BR}=1mA$	40	-	-	V
Reverse Leakage Current	I_R	$V_R=36V$	-	-	5	μA
Clamping Voltage(8/20 μs)	V_C	$I_{PP}=1A$	-	-	55	V
Off State Junction Capacitance	C_J	0Vdc Bias=f=1MHz	-	-	20	pF



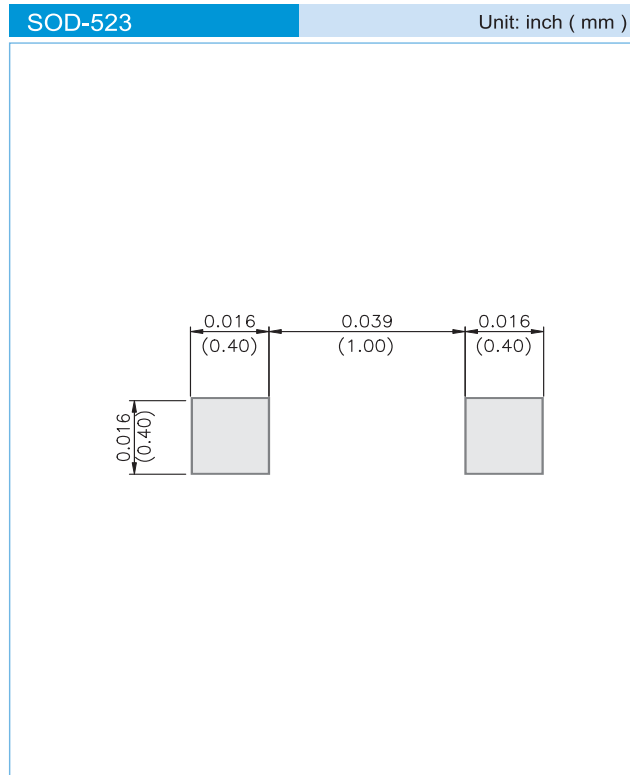
PJSD03TS~PJSD36TS





PJSD03TS~PJSD36TS

MOUNTING PAD LAYOUT



ORDER INFORMATION

- Packing information
 - T/R - 12K per 13" plastic Reel
 - T/R - 5K per 7" plastic Reel

LEGAL STATEMENT

Copyright PanJit International, Inc 2010

The information presented in this document is believed to be accurate and reliable. The specifications and information herein are subject to change without notice. Pan Jit makes no warranty, representation or guarantee regarding the suitability of its products for any particular purpose. Pan Jit products are not authorized for use in life support devices or systems. Pan Jit does not convey any license under its patent rights or rights of others.