


# Resettable PTCs

## Radial Leaded PTC

### 30R Series



- The 30R Series Resettable devices utilize a unique polymer-based, Positive Temperature Coefficient (PTC) material to protect electrical circuits against overcurrent conditions.
- In normal operation, the 30R Series PTC has many conductive paths and a very low resistance. In an overcurrent condition, the temperature of the polymer material rises. This dramatically reduces the conductive paths resulting in an immediate rise in resistance. In this condition, the device provides circuit protection by significantly limiting the flow of current. However, once the cause of the initial overcurrent condition is eliminated, the 30R Series PTC cools down and resets to a low resistance value permitting the normal current flow to resume.
- The 30R Series is a 30V Radial Leaded Device with a 40A Short Circuit Rating.

**AGENCY APPROVALS:** Recognized under the Components Program of Underwriters Laboratory and the Component Acceptance Program of CSA. TUV approved.

**AGENCY FILE NUMBERS:** UL E183209, CSA LR 108832

**PHYSICAL SPECIFICATIONS:**

**Materials: Leads**

30R090-250: Tin plated copper-clad steel, 24 AWG (0.020" Dia.)

30R300-900: Tin plated copper, 20 AWG (0.032" Dia.)

**Lead Solderability:** MIL-STD-202, Method 208E

**Coating:** Thermoset Coating

**Device Labeling:** Device is marked with the letter 'L', amperage rating, voltage rating & date code.

**Packaging:** Standard bulk packaging is 500 pieces per container. Optional tape and reel packaging per EIA 486-B is also available.

**Standard reel quantities:**

| Part Number  | Reel Quantity | Part Number                                    | Reel Quantity                     |
|--|---------------|--|-----------------------------------|
| R30R090<br>R30R110<br>R30R135<br>R30R160<br>R30R185<br>R30R250 | 3000          | R30R300<br>R30R400                             | 1500                              |
|  |               | 30R500<br>30R600<br>30R700<br>30R800<br>30R900 | Bulk Only<br>500 Per<br>Container |

**ENVIRONMENTAL SPECIFICATIONS:**

**Passive Aging:** 85°C, 1000 Hours. ±5% typical resistance change.

**Humidity Aging:** 85°C, 85% R.H., 1000 hours. ±5% typical resistance change.

**Thermal Shock:** 85°C / -40°C, 20 times. ±10% typical resistance change.

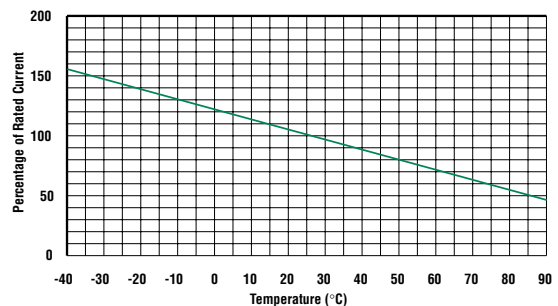
**Vibration:** MIL-STD 202, Method 201. No resistance change.

**Mechanical Shock:** MIL-STD-202, Method 213 test condition I (100 g's, 6 sec.). No resistance change.

**Max. Surface Temperature:** 125°C

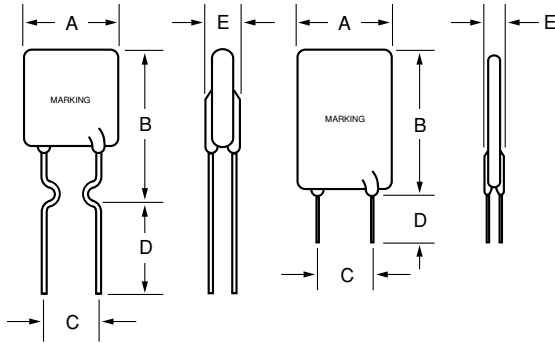
**Operating/Storage Temperature:** -40°C to 85°C

**Rerating Curve for 30R Series**



### 30R Series

Dimensions (Inches)

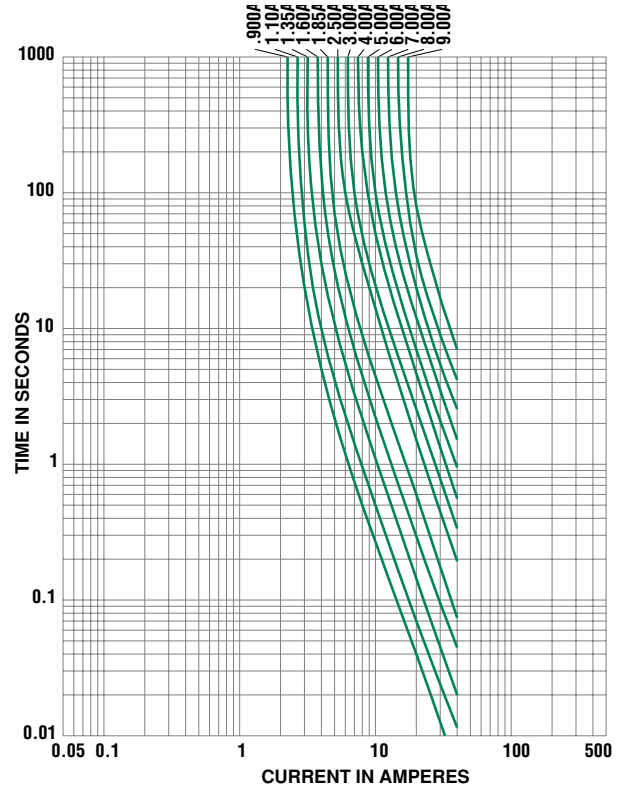


Note: Stand-offs only used for 30R090-30R250

| Part Number | 'A' (Max.)   | 'B' (Max.)   | 'C' (Typ.)   |
|-------------|--------------|--------------|--------------|
| 30R090      | 6.60 (0.26)  | 12.19 (0.48) | 5.08 (0.20)  |
| 30R110      | 6.60 (0.26)  | 14.22 (0.56) | 5.08 (0.20)  |
| 30R135      | 8.89 (0.35)  | 13.46 (0.53) | 5.08 (0.20)  |
| 30R160      | 8.89 (0.35)  | 15.42 (0.60) | 5.08 (0.20)  |
| 30R185      | 10.16 (0.40) | 15.75 (0.62) | 5.08 (0.20)  |
| 30R250      | 11.43 (0.45) | 18.29 (0.72) | 5.08 (0.20)  |
| 30R300      | 11.43 (0.45) | 7.27 (0.68)  | 5.08 (0.20)  |
| 30R400      | 13.97 (0.55) | 20.07 (0.79) | 5.08 (0.20)  |
| 30R500      | 13.97 (0.55) | 24.89 (0.98) | 10.16 (0.40) |
| 30R600      | 16.51 (0.65) | 24.89 (0.98) | 10.16 (0.40) |
| 30R700      | 19.05 (0.75) | 26.67 (1.05) | 10.16 (0.40) |
| 30R800      | 21.59 (0.85) | 29.21 (1.15) | 10.16 (0.40) |
| 30R900      | 24.13 (0.95) | 29.72 (1.17) | 10.16 (0.40) |

Dimension 'D' is 7.62 (0.30") Minimum  
 Dimension 'E' is 3.05 (0.12") Maximum

Average Time Current Curves



**ORDERING INFORMATION:**

| Part Number | I <sub>hold</sub> (A) | I <sub>trip</sub> (A) | V <sub>max</sub> (Vdc) | I <sub>max</sub> (A) | P <sub>d</sub> max. (W) | Maximum Time To Trip |            | Resistance          |                     |
|-------------|-----------------------|-----------------------|------------------------|----------------------|-------------------------|----------------------|------------|---------------------|---------------------|
|             |                       |                       |                        |                      |                         | Current (A)          | Time (Sec) | R <sub>IL</sub> (W) | R <sub>AT</sub> (W) |
| 30R090      | 0.90                  | 1.80                  | 30                     | 40                   | 0.6                     | 4.50                 | 5.9        | 0.070               | 0.22                |
| 30R110      | 1.10                  | 2.20                  | 30                     | 40                   | 0.7                     | 5.50                 | 6.6        | 0.050               | 0.17                |
| 30R135      | 1.35                  | 2.70                  | 30                     | 40                   | 0.8                     | 6.75                 | 7.3        | 0.040               | 0.13                |
| 30R160      | 1.60                  | 3.20                  | 30                     | 40                   | 0.9                     | 8.00                 | 8.0        | 0.030               | 0.11                |
| 30R185      | 1.85                  | 3.70                  | 30                     | 40                   | 1.0                     | 9.25                 | 8.7        | 0.030               | 0.09                |
| 30R250      | 2.50                  | 5.00                  | 30                     | 40                   | 1.2                     | 12.5                 | 10.3       | 0.020               | 0.07                |
| 30R300      | 3.00                  | 6.00                  | 30                     | 40                   | 2.0                     | 15.0                 | 10.8       | 0.020               | 0.08                |
| 30R400      | 4.00                  | 8.00                  | 30                     | 40                   | 2.5                     | 20.0                 | 12.7       | 0.010               | 0.05                |
| 30R500      | 5.00                  | 10.00                 | 30                     | 40                   | 3.0                     | 25.0                 | 14.5       | 0.010               | 0.05                |
| 30R600      | 6.00                  | 12.00                 | 30                     | 40                   | 3.5                     | 30.0                 | 16.0       | 0.005               | 0.04                |
| 30R700      | 7.00                  | 14.00                 | 30                     | 40                   | 3.8                     | 35.0                 | 17.5       | 0.005               | 0.03                |
| 30R800      | 8.00                  | 16.00                 | 30                     | 40                   | 4.0                     | 40.0                 | 18.8       | 0.005               | 0.02                |
| 30R900      | 9.00                  | 18.00                 | 30                     | 40                   | 4.2                     | 40.0                 | 20.0       | 0.005               | 0.02                |

- I<sub>hold</sub> = Hold Current: maximum current device will sustain for 4 hours without tripping in 20°C still air.
- I<sub>trip</sub> = Trip Current: minimum current at which the device will trip in 20°C still air.
- V<sub>max</sub> = Maximum voltage device can withstand without damage at rated current (I<sub>max</sub>)
- I<sub>max</sub> = Maximum fault current device can withstand without damage at rated voltage (V<sub>max</sub>)
- P<sub>d</sub> = Power dissipated from device when in the tripped state at 20°C still air.
- R<sub>IL</sub> = Minimum resistance of device in initial (un-soldered) state.
- R<sub>AT</sub> = Maximum resistance of device at 20°C measured one hour after tripping.

**CAUTION: Operation beyond the specified ratings may result in damage and possible arcing and flame.**