

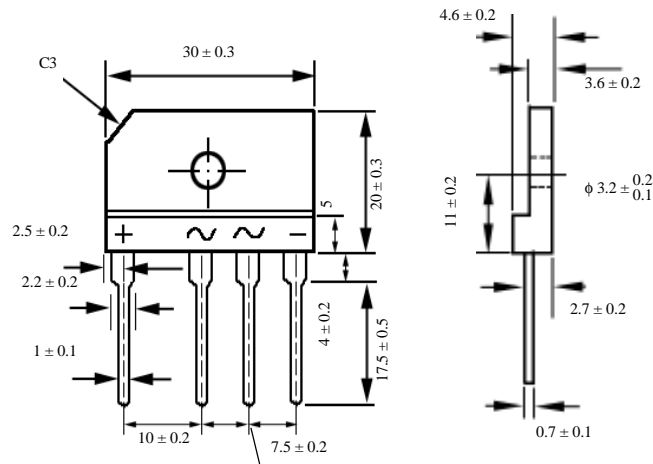
**RBV601G – RBV608G
D5SB10 – D5SB80**

6.0A 桥式整流器

6.0A BRIDGE RECTIFIERS

最大额定值、电性 MAXIMUM RATINGS AND ELECTRICAL CHARACTERISTICS
Ratings at 25°C ambient temperature unless otherwise specified. Single phase, half wave, 60Hz, resistive or inductive load. For capacitive load, derate current by 20%.

型号 TYPE		最大反向峰值电压 Maximum Peak Reverse Voltage	最大平均正向电流 Maximum Average Forward Output Current @T _A =70°C	最大正向浪涌电流 Maximum Forward Peak Surge Current @ 8.3ms Superimposed	最大正向峰值电压 Maximum DC Forward Voltage drop per element at I _F =3.0ADC	最大反向电流 Maximum DC Reverse Current at rated DC Blocking Voltage per element		结温 Operating Junction Temperature	外型尺寸 Package Dimensions
		PRV	I _O	I _{FM} (Surge)	V _F	I _R		T _J	D5 – SB
		V _{PK}	A _{AV}	A _{PK}	V _{PK}	25°CCTA μADC	125°CCTA μADC	°C	
RBV601G	D5SB10	100	6.0	150	1.1	10	500	150	D5 – SB
RBV602G	D5SB20	200							
RBV604G	D5SB40	400							
RBV606G	D5SB60	600							
RBV608G	D5SB80	800							



D5 – SB

RBV601G-RBV608G D5SB10-D5SB80

桥式整流器额定值与特性曲线

BRIDGE RECTIFIERS RATING AND CHARACTERISTIC CURVES

FIG. 1 - TYPICAL FORWARD CURRENT DERATING CURVE

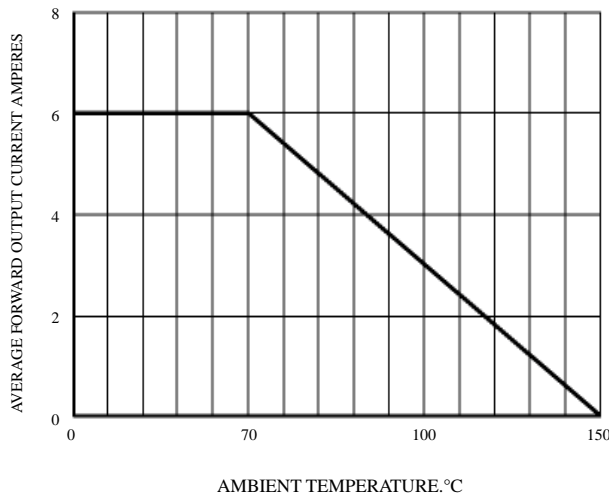


FIG. 2 - MAXIMUM NON-REPETITIVE SURGE CURRENT

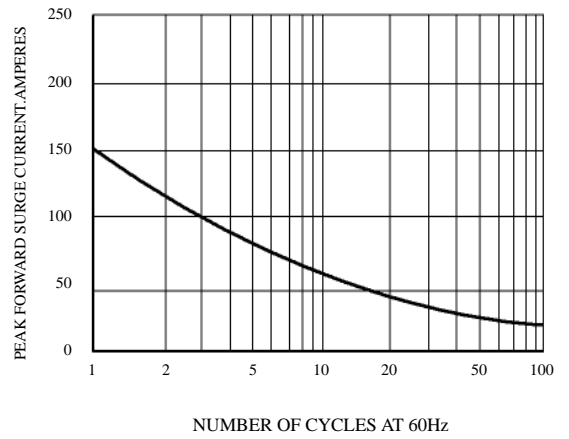


FIG. 3 - TYPICAL REVERSE CHARACTERISTICS

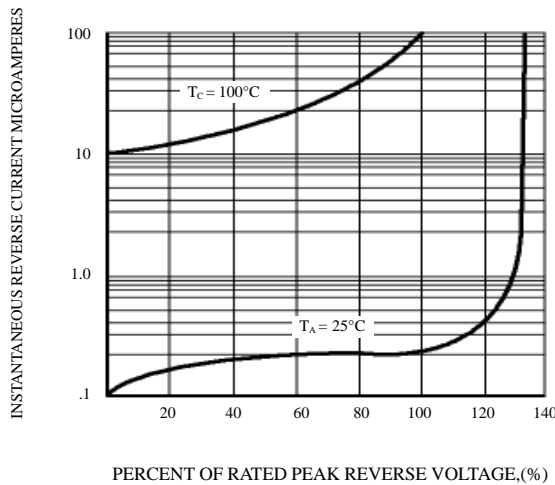


FIG. 4 - TYPICAL INSTANTANEOUS FORWARD PER BRIDGE ELEMENT

