



**TAYCHIPST**

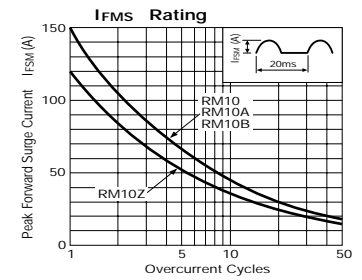
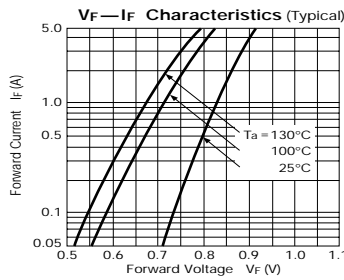
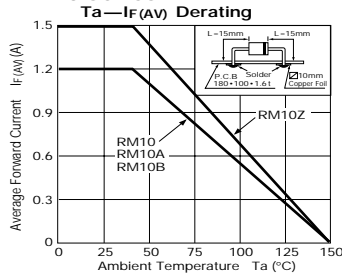
**Rectifier Diodes**

**RM 10/RM 2/RO 2 series**

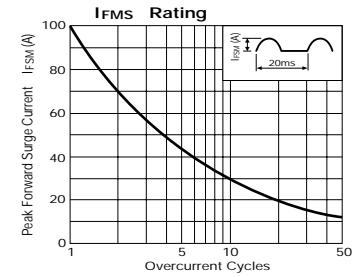
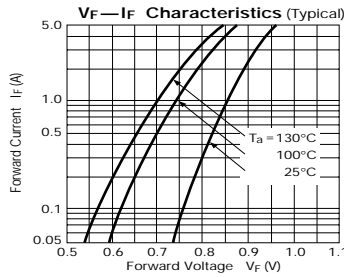
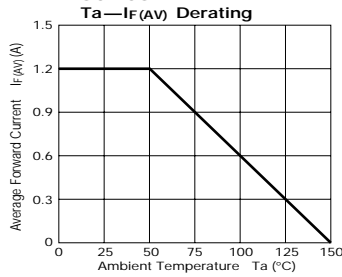
**200V-600V 1.2A-2.0A**

Parameter Type No.	Absolute Maximum Ratings					Electrical Characteristics (Ta=25°C)				Others	
	V <sub>RM</sub> (V)	I <sub>F(AV)</sub> (A)	I <sub>FSM</sub> (A) 50Hz Half-cycle Sinewave Single Shot	T <sub>J</sub> (°C)	T <sub>stg</sub> (°C)	V <sub>F</sub> (V) max	I <sub>R</sub> (μA) V <sub>R</sub> =V <sub>RM</sub> max	I <sub>R(H)</sub> (μA) V <sub>R</sub> =V <sub>RM</sub> Ta=100°C max	R <sub>th(j-θ)</sub> (°C/W)	Mass (g)	Fig.
RM 10Z	200	1.2	120	-40 to +150	0.91	1.5	10	50	15	0.4	Ⓐ
RM 10	400										
RM 10A	600										
RM 10B	800										
RM 2Z	200	1.2	100	-40 to +150	0.91	1.5	10	50	12	0.6	Ⓑ
RM 2	400										
RM 2A	600										
RM 2B	800										
RM 2C	1000	1.2	80	-40 to +150	0.92	1.5	10	50	12	0.61	Ⓑ
RO 2Z	200										
RO 2	400										
RO 2A	600										
RO 2B	800										
RO 2C	1000										

**RM 10 series**



**RM 2 series**



**RO 2 series**

