

SA50-21GWA GREEN

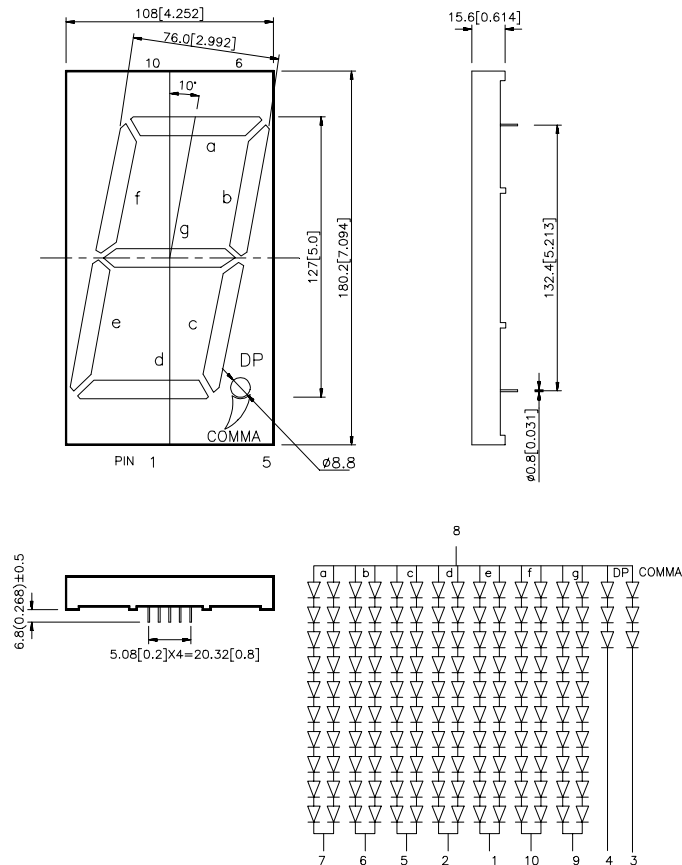
Features

- 0.50 INCH DIGIT HEIGHT.
- LOW CURRENT OPERATION.
- EXCELLENT CHARACTER APPEARANCE.
- EASY MOUNTING ON P.C. BOARDS OR SOCKETS.
- I.C. COMPATIBLE.
- CATEGORIZED FOR LUMINOUS INTENSITY,
- MECHANICALLY RUGGED.
- STANDARD : GRAY FACE, WHITE SEGMENT.

Description

The Green source color devices are made with Gallium Phosphide Green Light Emitting Diode.

Package Dimensions & Internal Circuit Diagram



Notes:

1. All dimensions are in millimeters (inches), Tolerance is $\pm 0.25(0.01)$ unless otherwise noted.
2. Specifications are subject to change without notice.

Selection Guide

Part No.	Dice	Iv (ucd) @ 10 mA		Description
		Min.	Typ.	
SA50-21GWA	GREEN(GaP)	4700	16000	Common Anode, Rt. Hand Decimal

Electrical / Optical Characteristics at T_A=25°C

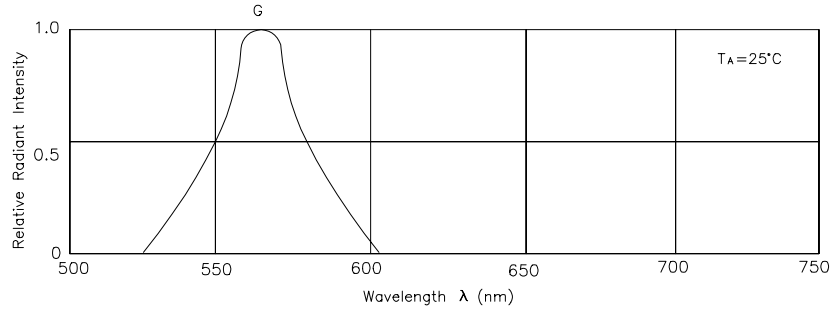
Symbol	Parameter	Device	Typ.	Max.	Units	Test Conditions
λ_{peak}	Peak Wavelength	Green	565		nm	IF=20mA
λ_D	Dominate Wavelength	Green	568		nm	IF=20mA
$\Delta\lambda_{1/2}$	Spectral Line Halfwidth	Green	30		nm	IF=20mA
C	Capacitance	Green	15		pF	VF=0V;f=1MHz
V _F	Forward Voltage	Green	2.2	2.5	V	IF=20mA
I _r	Reverse Current	Green		10	uA	VR = 5V

Absolute Maximum Ratings at T_A=25°C

Parameter	Green	Units
Power dissipation	105	mW
DC Forward Current	25	mA
Peak Forward Current [1]	140	mA
Reverse Voltage	5	V
Operating/Storage Temperature	-40°C To +85°C	
Lead Solder Temperature [2]	260°C For 5 Seconds	

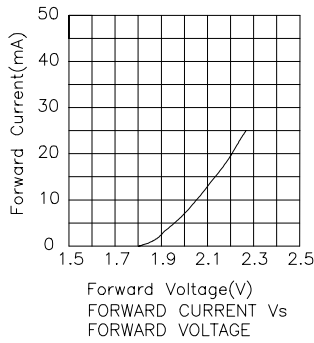
Notes:

- 1/10 Duty Cycle, 0.1ms Pulse Width.
- 4mm below package base.

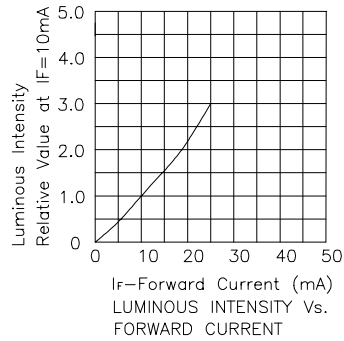


RELATIVE INTENSITY Vs. WAVELENGTH

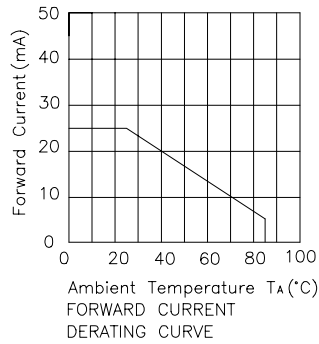
Green SA50-21GWA



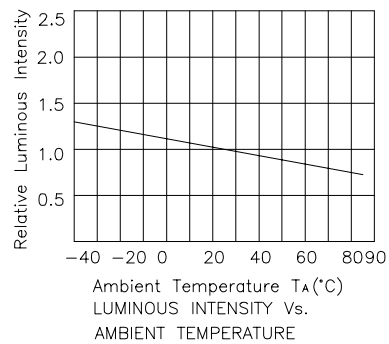
FORWARD CURRENT Vs. FORWARD VOLTAGE



LUMINOUS INTENSITY Vs. FORWARD CURRENT



FORWARD CURRENT DERATING CURVE



LUMINOUS INTENSITY Vs. AMBIENT TEMPERATURE