

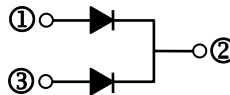
RoHS Compliant Product
A suffix of "-C" specifies halogen free

FEATURES

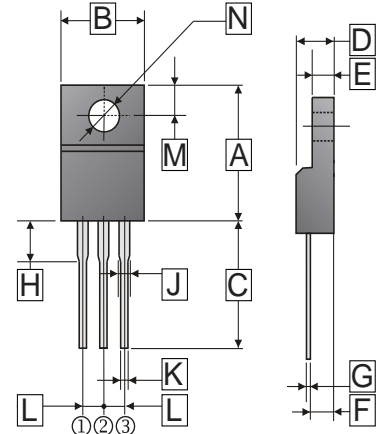
- Low forward voltage drop
- High current capability
- High reliability
- High surge current capability
- Epitaxial construction

MECHANICAL DATA

- Case: Molded plastic
- Epoxy: UL94V-0 rate flame retardant
- Lead: Lead solderable per MIL-STD-202 method 208 guaranteed
- Polarity: As Marked
- Mounting position: Any
- Weight: 1.98 g (Approximate)



ITO-220



REF.	Millimeter		REF.	Millimeter	
	Min.	Max.		Min.	Max.
A	14.60	15.70	H	2.70	3.80
B	9.50	10.50	J	0.90	1.50
C	12.60	14.00	K	0.50	0.90
D	4.30	4.70	L	2.34	2.74
E	2.30	3.2	M	2.40	3.00
F	2.30	2.80	N	φ3.0	φ3.4
G	0.30	0.70			

MAXIMUM RATINGS AND ELECTRICAL CHARACTERISTICS

(Rating 25°C ambient temperature unless otherwise specified. Single phase half wave, 60Hz, resistive or inductive load.
For capacitive load, de-rate current by 20%.)

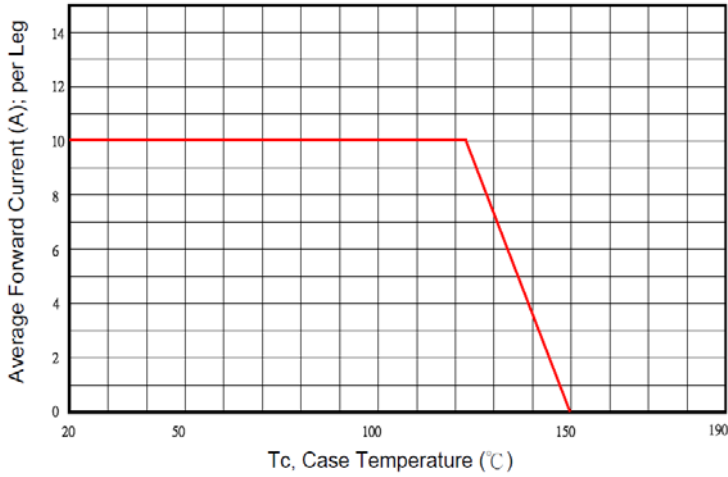
Parameter		Symbol	Rating	Unit
Maximum Recurrent Peak Reverse Voltage		V_{RRM}	45	V
Working Peak Reverse Voltage		V_{RSM}	45	V
Maximum DC Blocking Voltage		V_{DC}	45	V
Maximum Average Forward Rectified Current	(Per Leg)	I_F	10	A
	(Per Device)		20	
Peak Forward Surge Current, 8.3 ms single half sine-wave Superimposed on rated load (JEDEC method)		I_{FSM}	180	A
Maximum Instantaneous Forward Voltage	$I_F=10A, T_A=25^\circ C$	V_F	0.58	V
	$I_F=10A, T_A=125^\circ C$		0.53	
Maximum DC Reverse Current at Rated DC Blocking Voltage ³	$T_A=25^\circ C$	I_R	0.30	mA
	$T_A=100^\circ C$		15	
Typical Junction Capacitance ¹		C_J	450	pF
Typical Thermal Resistance ²		$R_{\theta JC}$	4	°C / W
Voltage Rate of Change (Rated V_R)		dv / dt	10000	V / μs
Operating Temperature Range		T_J	-50~150	°C
Storage Temperature Range		T_{STG}	-65~150	°C

Note:

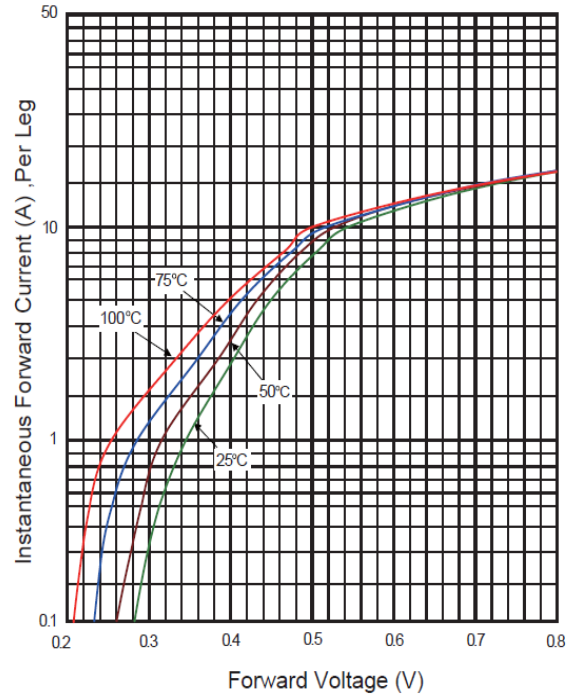
1. Measured at 1MHz and applied reverse voltage of 5.0V D.C.
2. Thermal Resistance Junction to Case.
3. Pulse Test : Pulse Width = 300 μs, Duty Cycle ≤ 2.0%.

RATINGS AND CHARACTERISTIC CURVES

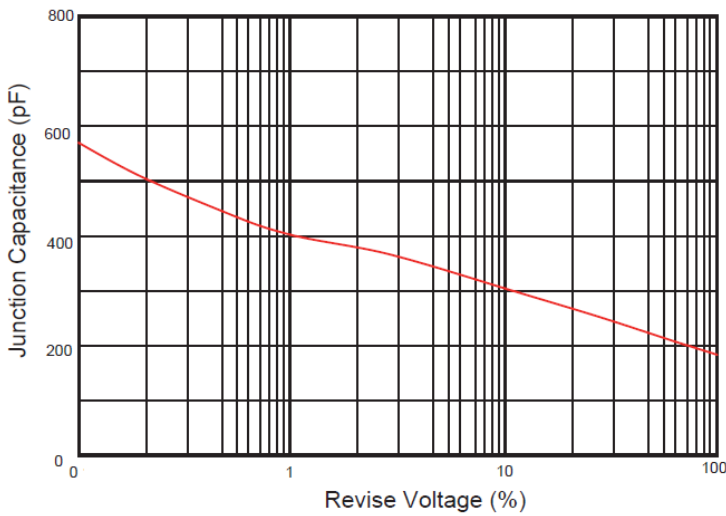
Typical Forward Current Derating Curve



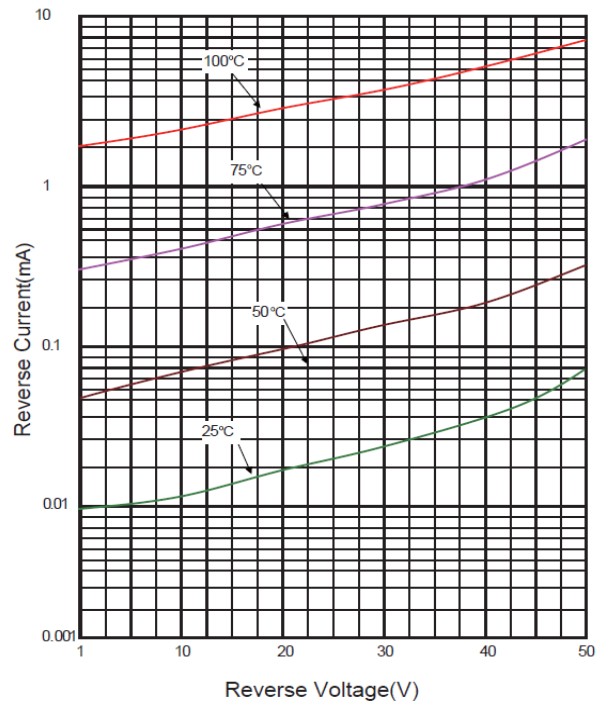
Typical Forward Characteristic



Typical Junction Capacitance



Typical Reverse Characteristic



Maximum Non- Repetitive Forward Surge Current

