


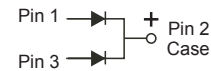
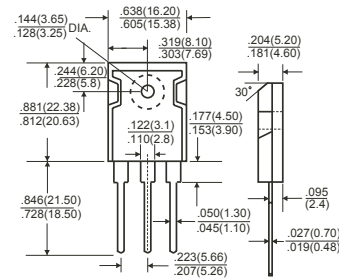
RoHS Compliant Product
A suffix of "-C" specifies halogen & lead-free

FEATURES

- Low forward voltage drop
- High current capability
- High reliability
- High surge current capability
- Epitaxial construction



TO-247 (TO-3P)



MECHANICAL DATA

- Case: Molded plastic
- Epoxy: UL94V-0 rate flame retardant
- Lead: Lead solderable per MIL-STD-202 method 208 guaranteed
- Polarity: As Marked
- Mounting position: Any
- Weight: 6.1 grams (Approximately)

MAXIMUM RATINGS AND ELECTRICAL CHARACTERISTICS

Rating 25°C ambient temperature unless otherwise specified.
Single phase half wave, 60Hz, resistive or inductive load.
For capacitive load, derate current by 20%.

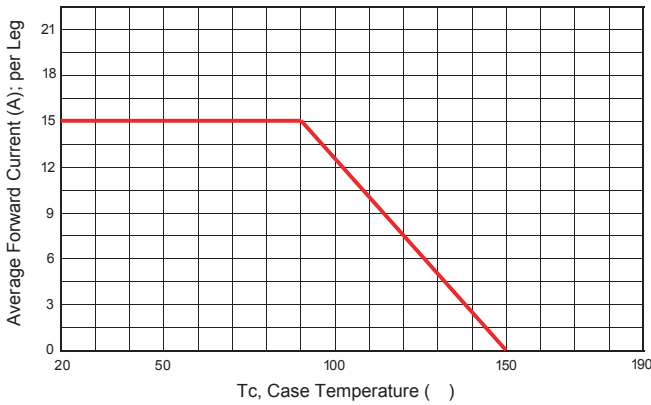
TYPE NUMBER	SYMBOL	VALUES	UNITS
Maximum Recurrent Peak Reverse Voltage	V_{RRM}	60	V
Working Peak Reverse Voltage	V_{RSM}	60	V
Maximum DC Blocking Voltage	V_{DC}	60	V
Maximum Average Forward Rectified Current (Per Leg) (Per Device)	I_F	15 30	A
Peak Forward Surge Current, 8.3 ms single half sine-wave Superimposed on rated load (JEDEC method)	I_{FSM}	180	A
Maximum Instantaneous Forward Voltage ($I_F=15$ A, $T_A=25^\circ\text{C}$, per leg)	V_F	0.70	V
Maximum Instantaneous Forward Voltage ($I_F=15$ A, $T_A=125^\circ\text{C}$, per leg)		0.63	
Maximum DC Reverse Current at Rated DC Blocking Voltage $T_A = 25^\circ\text{C}$ $T_A = 100^\circ\text{C}$	I_R	0.5 12	mA
Typical Junction Capacitance (Note 1)	C_J	1700	pF
Typical Thermal Resistance (Note 2)	$R_{\theta JA}$	2.5	$^\circ\text{C} / \text{W}$
Voltage Rate of Change (Rated V_R)	dv / dt	10000	$\text{V} / \mu\text{s}$
Operating Temperature Range	T_J	-50 ~ +150	$^\circ\text{C}$
Storage Temperature Range	T_{STG}	-65 ~ +175	$^\circ\text{C}$

NOTES:

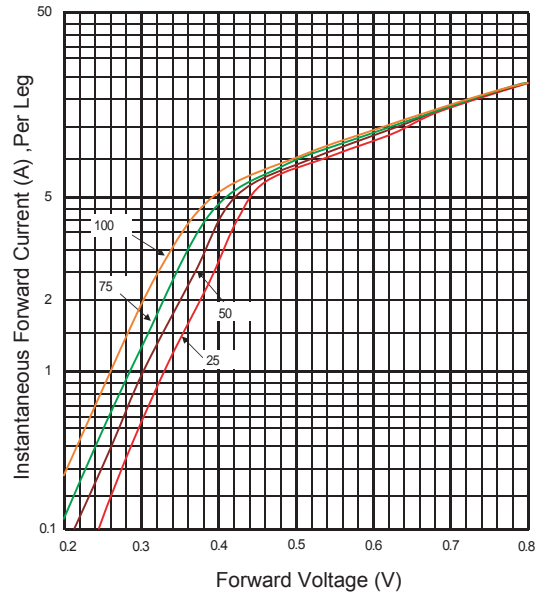
1. Measured at 1MHz and applied reverse voltage of 5.0 V D.C.
2. Thermal Resistance Junction to Case.

RATINGS AND CHARACTERISTIC CURVES

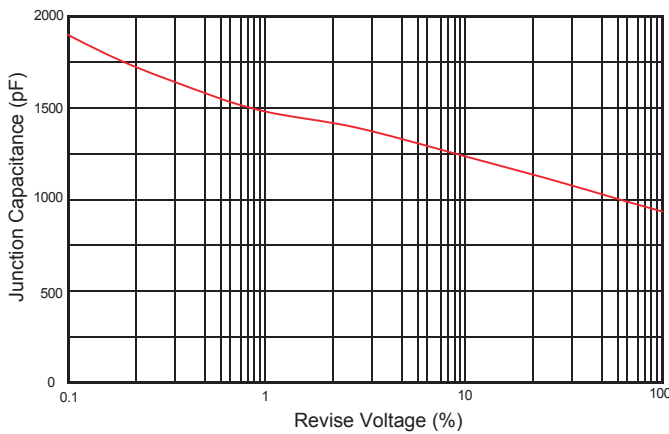
Typical Forward Current Derating Curve



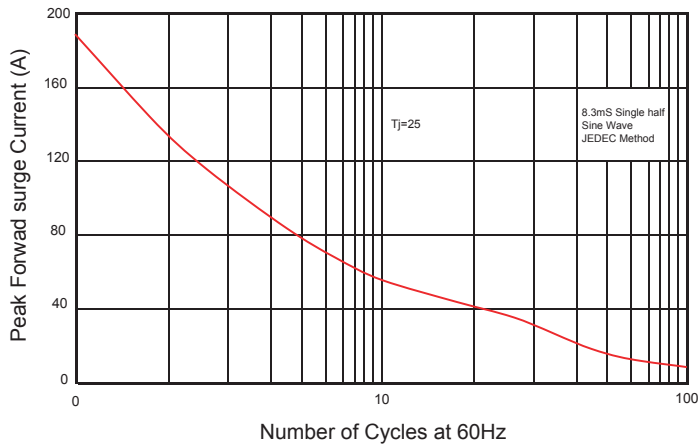
Typical Forward Characteristic



Typical Junction Capacitance



Maximum Non- Repetitive Forward Surge Current



Typical Reverse Characteristic

