

RoHS Compliant Product
A suffix of "-C" specifies halogen & lead-free

FEATURES

- Small surface mounting type.
- Low reverse current and low forward voltage.
- High reliability.

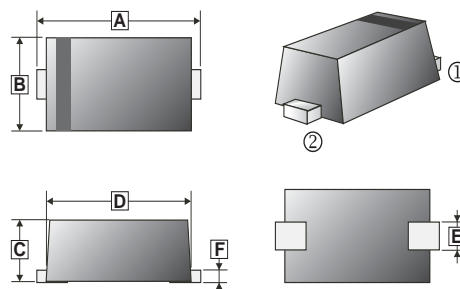
MECHANICAL DATA

- Case: SOD-723, Molded Plastic
- Terminals: Solderable per MIL-STD-202, Method 208
- Mounting Position: Any

MARKING CODE

Part Number	Marking Code
SCS751G	5

SOD-723



REF.	Millimeter		REF.	Millimeter	
	Min.	Max.		Min.	Max.
A	1.300	1.500	D	0.800	1.100
B	0.550	0.650	E	0.250	0.350
C	0.515	0.650	F	0.080	0.150

PACKAGE INFORMATION

Package	MPQ	LeaderSize
SOD-723	8K	7' inch

MAXIMUM RATINGS ($T_A = 25^\circ\text{C}$ unless otherwise specified)

Parameter	Symbol	Ratings	Unit
Maximum Recurrent Peak Reverse Voltage	V_{RM}	40	V
DC Reverse Voltage	V_R	30	V
Maximum Average Forward Rectified Current	I_F	30	mA
Peak Forward Surge Current, 8.3 ms single half sine-wave superimposed on rated load (JEDEC method)	I_{FSM}	200	mA
Maximum Instantaneous Forward Voltage @ $I_F=1\text{mA}$	V_F	0.37	V
Maximum DC Reverse Current @ $V_R=30\text{V}$, $T_A=25^\circ\text{C}$	I_R	0.5	μA
Capacitance between terminals @ $V_R=1\text{V}$, $f=1\text{MHz}$	C_T	2	pF
Operating Temperature Range	T_J	125	$^\circ\text{C}$
Storage temperature	T_{STG}	-40 ~ 125	$^\circ\text{C}$

Notes:

1. ESD sensitive product handling required.

ELECTRICAL CHARACTERISTICS (@ $T_A = 25^\circ\text{C}$)

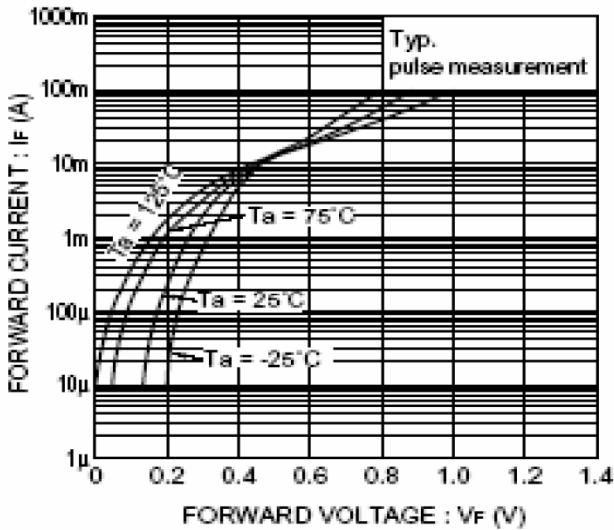


Fig. 1 Forward characteristics

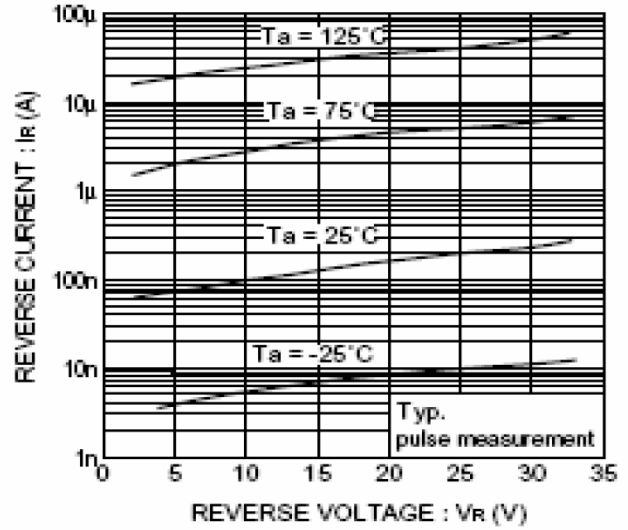


Fig. 2 Reverse characteristics

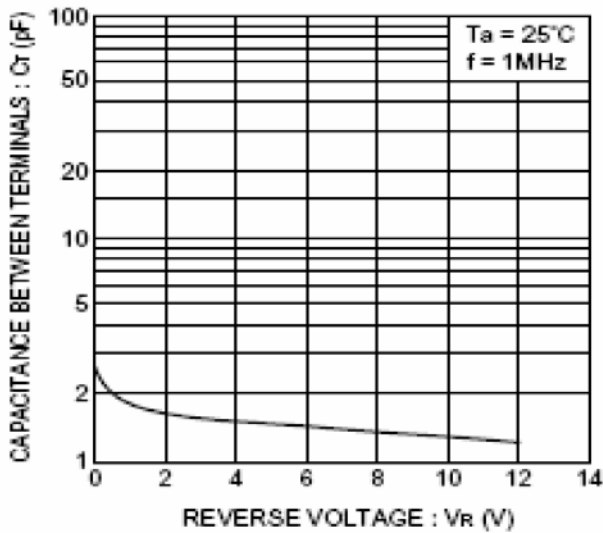


Fig. 3 Capacitance between terminals characteristics