

SWITCHING MODE POWER SUPPLY APPLICATION.
CONVERTER & CHOPPER APPLICATION.

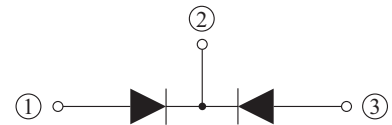
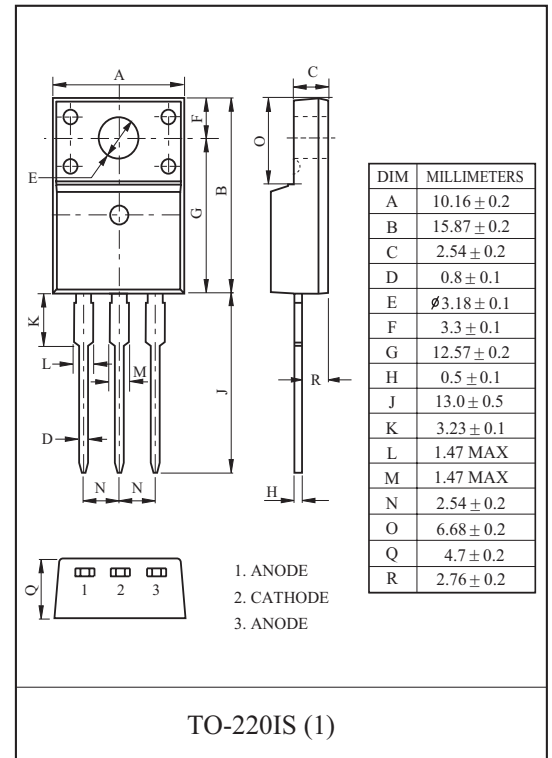
FEATURES

- Average Output Rectified Current
: $I_O=20A$.
- Repetitive Peak Reverse Voltage
: $V_{RRM}=200V$.
- Low Forward Voltage.
- Low Reverse Current.

MAXIMUM RATING (Ta=25)

CHARACTERISTIC	SYMBOL	RATING	UNIT
Repetitive Peak Reverse Voltage	V_{RRM}	200	V
Average Output Rectified Current (Tc=110) (Note)	I_O	20	A
Peak One Cycle Surge Forward Current (Non-Repetitive 60Hz)	I_{FSM}	150	A
Junction Temperature	T_j	-40 150	
Storage Temperature Range	T_{stg}	-55 150	

Note : average forward current of centertap full wave connection.



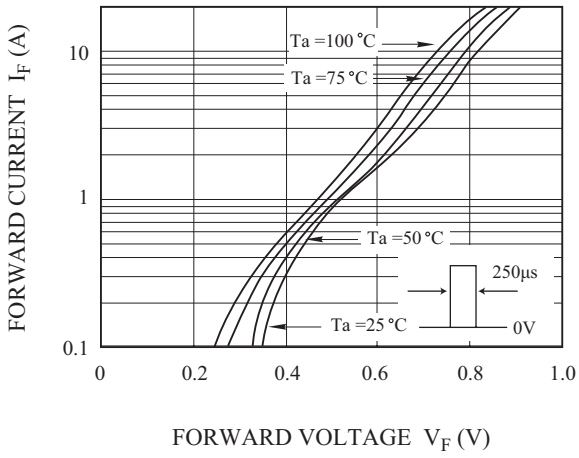
ELECTRICAL CHARACTERISTICS (Ta=25)

CHARACTERISTIC	SYMBOL	TEST CONDITION	MIN.	TYP.	MAX.	UNIT
Peak Forward Voltage (Note)	V_{FM}	$I_{FM}=1A$	-	0.50	-	V
		$I_{FM}=10A$	-	0.80	0.85	
Repetitive Peak Reverse Current (Note)	I_{RRM}	$V_{RRM}=200V$	-	5	150	μA
Total Capacitance (Note)	C_T	$V_R=0V, f=1MHz$	-	930	-	pF
Reverse Recovery Time (Note)	t_{rr}	$I_F=1A, V_R=30V, di/dt=-50A/μs$	-	25	-	nS
Thermal Resistance (Note)	$R_{th(j-c)}$	Juction to Case	-	-	4	/W

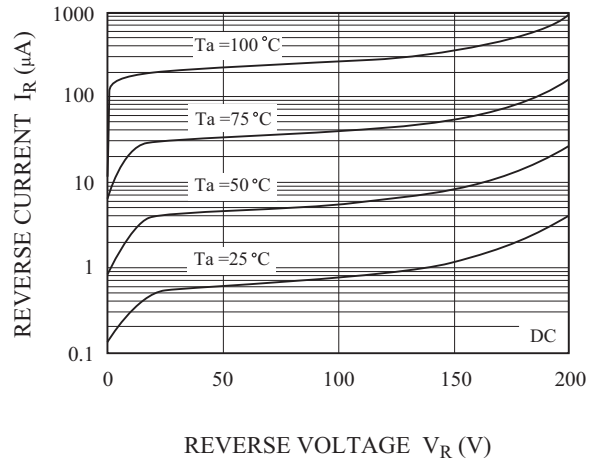
Note : A value of one cell

TMBRF20200CTA

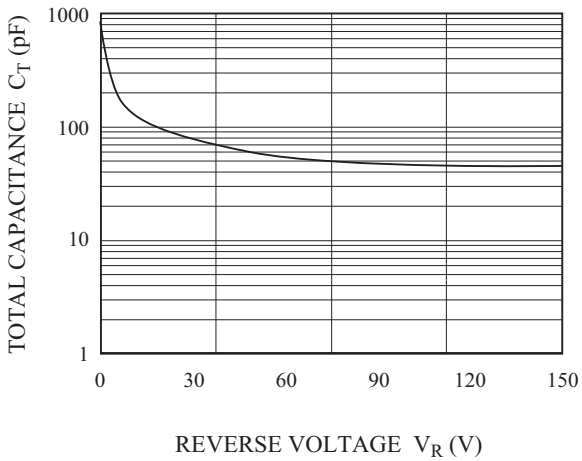
$I_F - V_F$



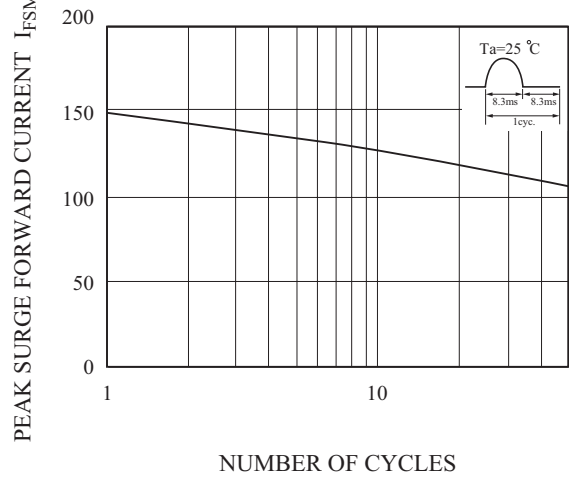
$I_R - V_R$



$C_T - V_R$



$I_{FSM} - \text{CYCLE CHARACTERISTICS}$



$P_D - T_C$

