

SWITCHING TYPE POWER SUPPLY APPLICATION  
CONVERTER & CHOPPER APPLICATION.

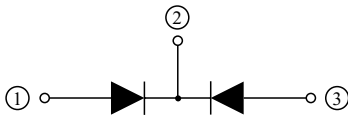
### FEATURES

- Ultra-Fast Recovery Time for High Efficiency.
- Low Forward Voltage Drop, High Current Capability, and Low Power Loss.

### APPLICATION

- Switching Power Supply.
- Home Appliances, Office Equipment.
- Telecommunication, Factory Automation.

### POLARITY



### MAXIMUM RATINGS (Ta=25 °C)

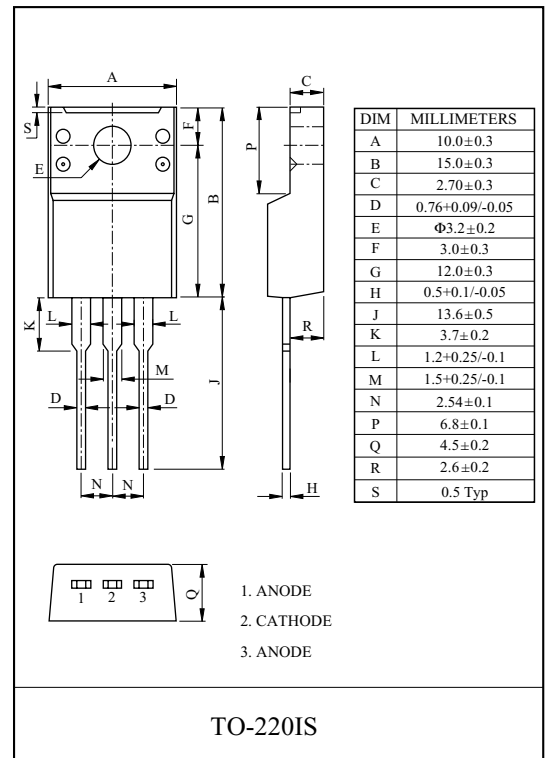
CHARACTERISTIC	SYMBOL	RATING	UNIT
Maximum Reverse Voltage	$V_{RM}$	300	V
Average Output Rectified Current (Tc=125 °C) (Note1)	$I_O$	10	A
Peak One Cycle Surge Forward Current (Non-Repetitive)	$I_{FSM}$	50 (50Hz)	A
		60 (60Hz)	
Junction Temperature	$T_j$	-40~150	°C
Storage Temperature Range	$T_{stg}$	-40~150	°C

(Note1) : Average forward current of centertap full wave connection.

### ELECTRICAL CHARACTERISTICS (Ta=25 °C)

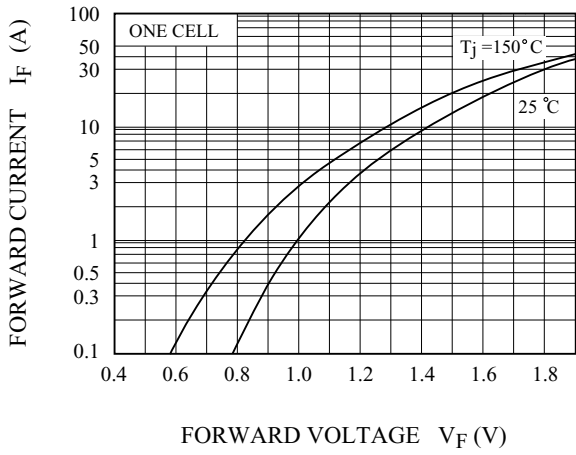
CHARACTERISTIC	SYMBOL	TEST CONDITION	MIN.	TYP.	MAX.	UNIT
Peak Forward Voltage (Note2)	$V_{FM}$	$I_{FM}=5A$	-	-	1.3	V
Reverse Current (Note2)	$I_{RM}$	$V_{RM}=\text{Rated}$	-	-	10	$\mu A$
Reverse Recovery Time (Note2)	$t_{rr}$	$I_F=I_R=100mA$	-	-	60	ns
Thermal Resistance (Note2)	$R_{th(j-c)}$	Junction to Case	-	-	4.0	°C/W

(Note2) : A Value of one cell.

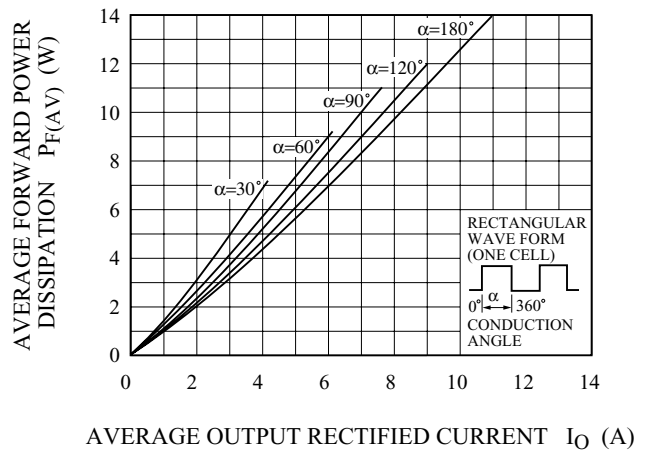


# U10A3CIC

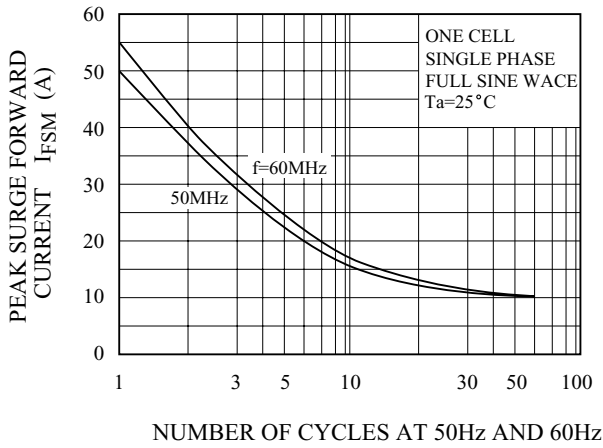
$I_F - V_F$



$P_{F(AV)} - I_O$



SURGE FORWARD CURRENT (NON - REPETITIVE)



$T_c - I_O$

